



ENVIRONMENTAL AND SOCIAL IMPACT ASSESSMENT

Renard Diamond Project

VOLUME 4 - TECHNICAL DRAWINGS OF MINE INFRASTRUCTURES AND ANCILLARY FACILITIES

File number: 061470.001-400

December 2011



ENVIRONMENTAL AND SOCIAL IMPACT ASSESSMENT

Renard Diamond Project

VOLUME 4 - TECHNICAL DRAWINGS OF MINE INFRASTRUCTURES AND ANCILLARY FACILITIES

File number: 061470.001-400

December 2011

Table of Contents

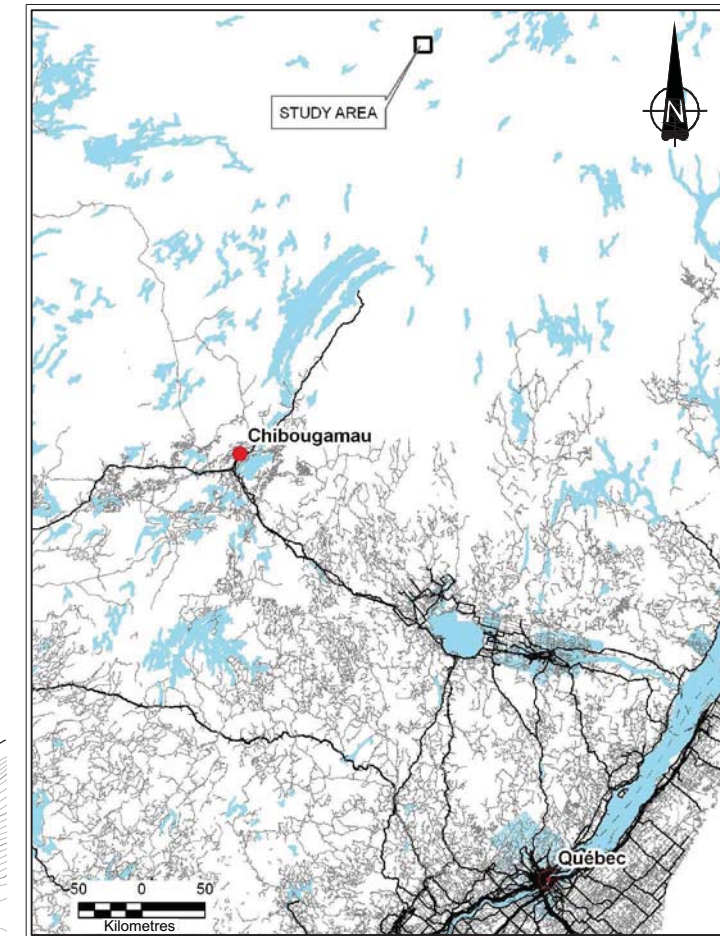
1. Processed kimberlite confinement area
2. Accommodation and services complex and ancillary facilities
3. Water supply and distribution network
4. Compressors and fuel storage area
5. Wastewater treatment system
6. Airstrip and terminal
7. Kimberlite process plant
8. Deposits and underground mine
9. Mine site general layout plans

PROCESSED KIMBERLITE CONFINEMENT AREA

Drawing File: M:\Active\Year 2010\1427110-1427-0020\Drafting\Phase 3040\CAD\1014270020_3040-01.dwg Monday, November 07, 2011 3:17:54 PM By: EAbella



SITE PLAN
SEE SCALE BAR "A"



KEY PLAN
SEE SCALE BAR "B"

- LEGEND**
- MAJOR 10m CONTOUR INTERVAL
 - MINOR 2m CONTOUR INTERVAL
 - - - - - APPROXIMATE LAC POISSON SHORELINE LOCATION
 - ▬▬▬▬▬ COLLECTION DITCH

- REFERENCE**
1. BASE PLAN PROVIDED BY LES DIAMANTS STORNOWAY (CANADA) INC.
 2. PROPOSED SITE INFRASTRUCTURE, STOCKPILES, PITS, ETC., PROVIDED BY SNC-LAVALIN INC.



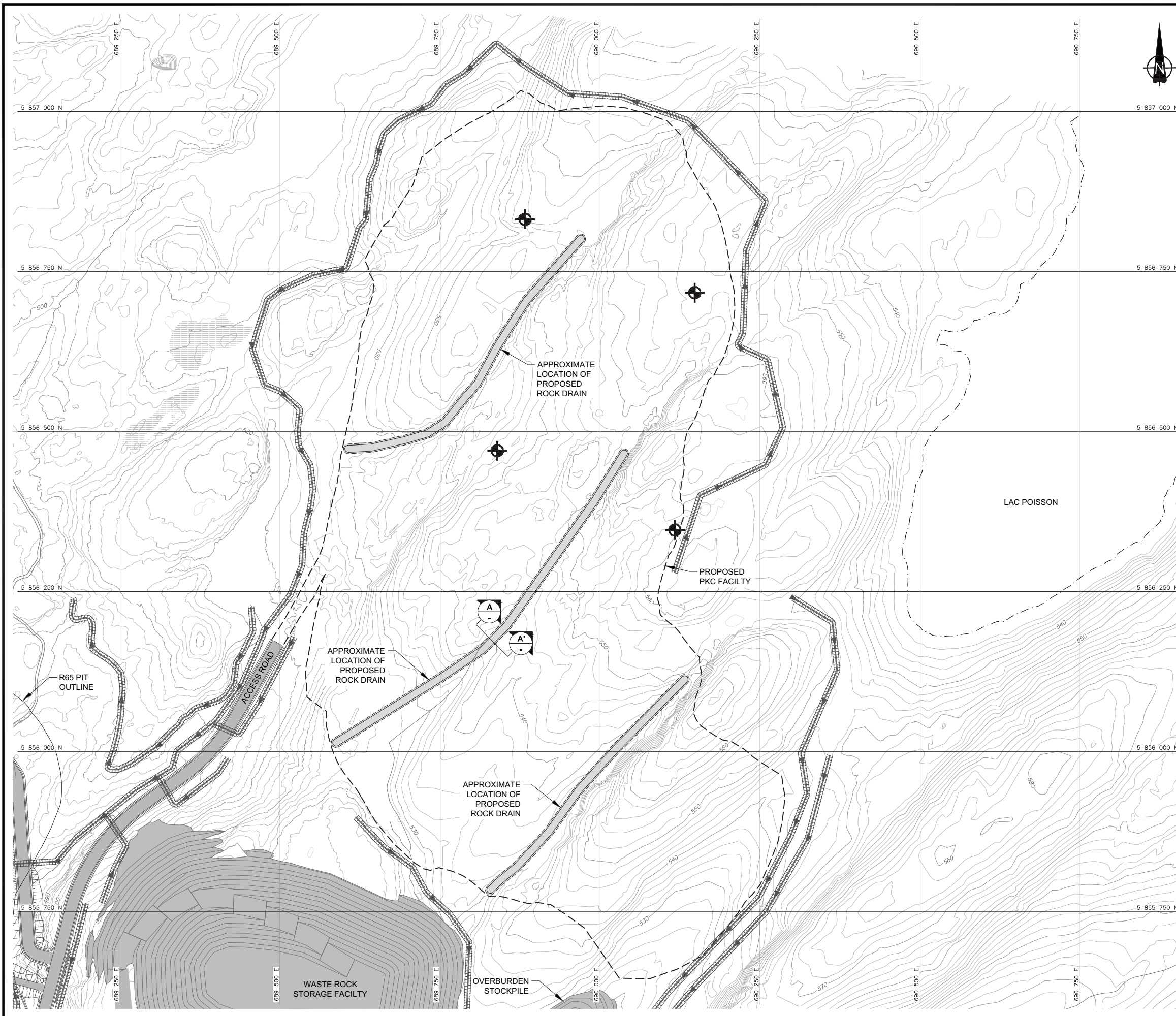
REV	DATE	DES	REVISION DESCRIPTION	CADD	CHK	RVV
△	10NOV2011	W.D.	REVISED BCS		E.A.	W.D. P.M.B.
△	07OCT2011	W.D.	REVISED BFS AND PLANT SITE		E.A.	W.D. P.M.B.
△	06JUL2011	C.M.	REVISED MINING SCHEDULES		J.H.	- -
△	12APR2011	CM	ISSUED FOR DRAFT		J.S.D.	- -

PROJECT **LES DIAMANTS STORNOWAY (CANADA)
RENARD PROJECT
QUÉBEC, CANADA**

TITLE **SITE PLAN**

	PROJECT No.	10-1427-0020	PHASE	3040	TASK	1000
	DESIGN	C.M.	09MAY11	FILE No.	1014270020_3040-01	
	CADD	J.S.D.	09MAY11	SCALE	AS SHOWN	REV. 1
	CHECK	C.M.	25AUG11	FIGURE 1		
REVIEW	P.M.B.	25AUG11				

Drawing File: M:\Active\Year 2010\1427\10-1427-0020\Drafting\Phase 3040\CAD\1014270020_3040-02.dwg Monday, November 07, 2011 3:17:27 PM By: EAbella

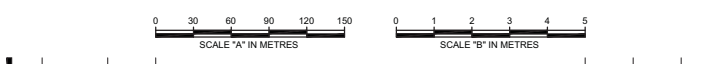
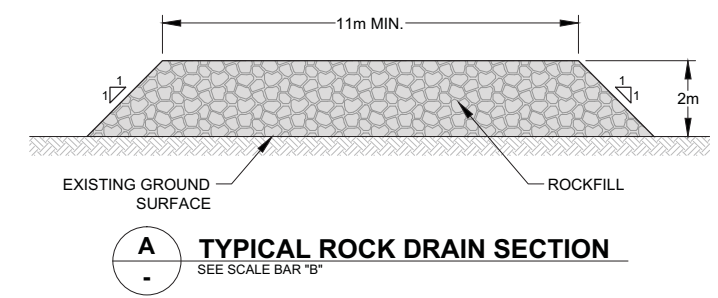


LEGEND

- MAJOR 10m CONTOUR INTERVAL
- MINOR 2m CONTOUR INTERVAL
- APPROXIMATE LAC POISSON SHORELINE LOCATION
- APPROXIMATE BOREHOLE LOCATION
- COLLECTION DITCH

REFERENCE

1. BASE PLAN PROVIDED BY LES DIAMANTS STORNOWAY (CANADA) INC.
2. PROPOSED SITE INFRASTRUCTURE, STOCKPILES, PITS, ETC., PROVIDED BY SNC-LAVALIN INC.



REV	DATE	DES	REVISION DESCRIPTION	CADD	CHK	RVW
△	10NOV2011	W.D.	REVISED BCS		E.A.	W.D. P.M.B.
△	07OCT2011	W.D.	REVISED BFS AND PLANT SITE		E.A.	W.D. P.M.B.
△	06JUL2011	C.M.	REVISED MINING SCHEDULES		J.H.	- -
△	13MAY2011	C.M.	ISSUED FOR DRAFT		J.S.D.	- -

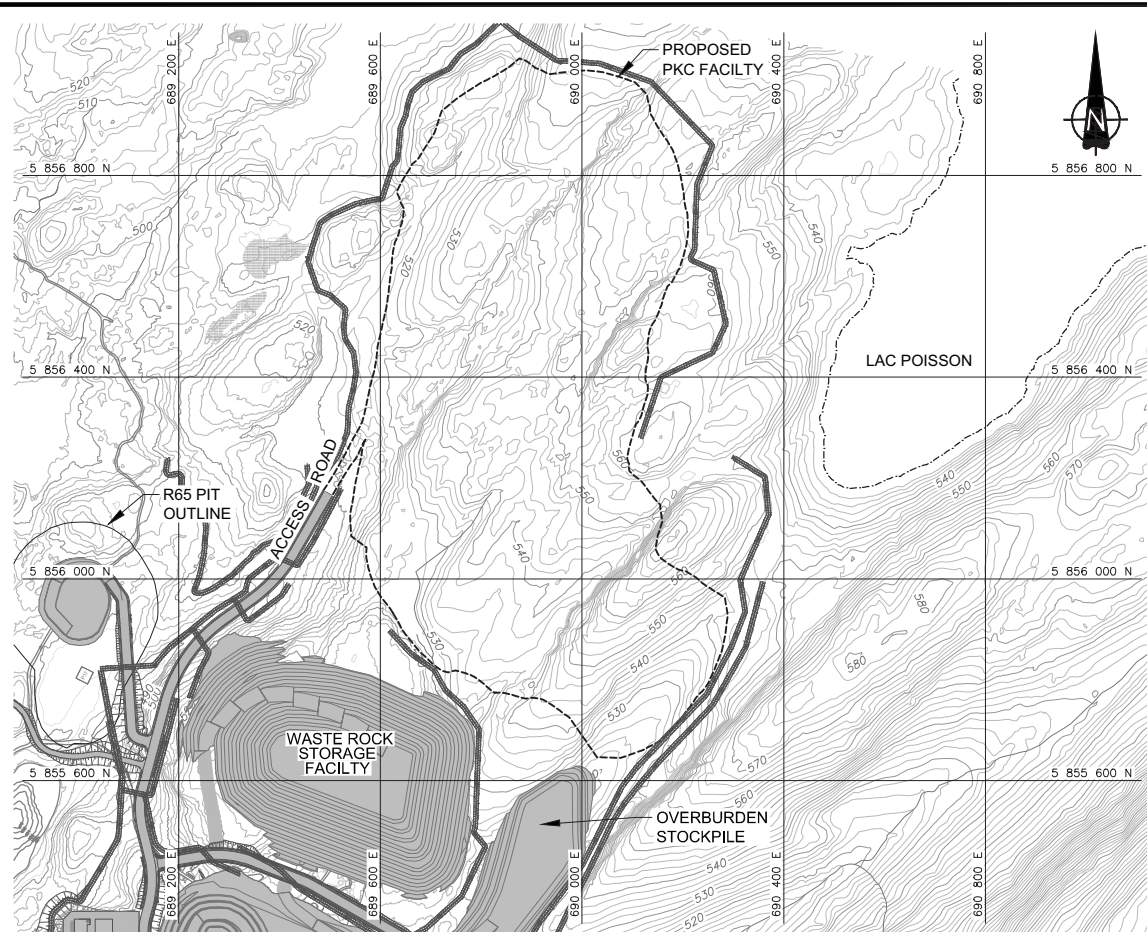
PROJECT **LES DIAMANTS STORNOWAY (CANADA)
RENARD PROJECT
QUÉBEC, CANADA**

TITLE **PKC FACILITY SITE PLAN**

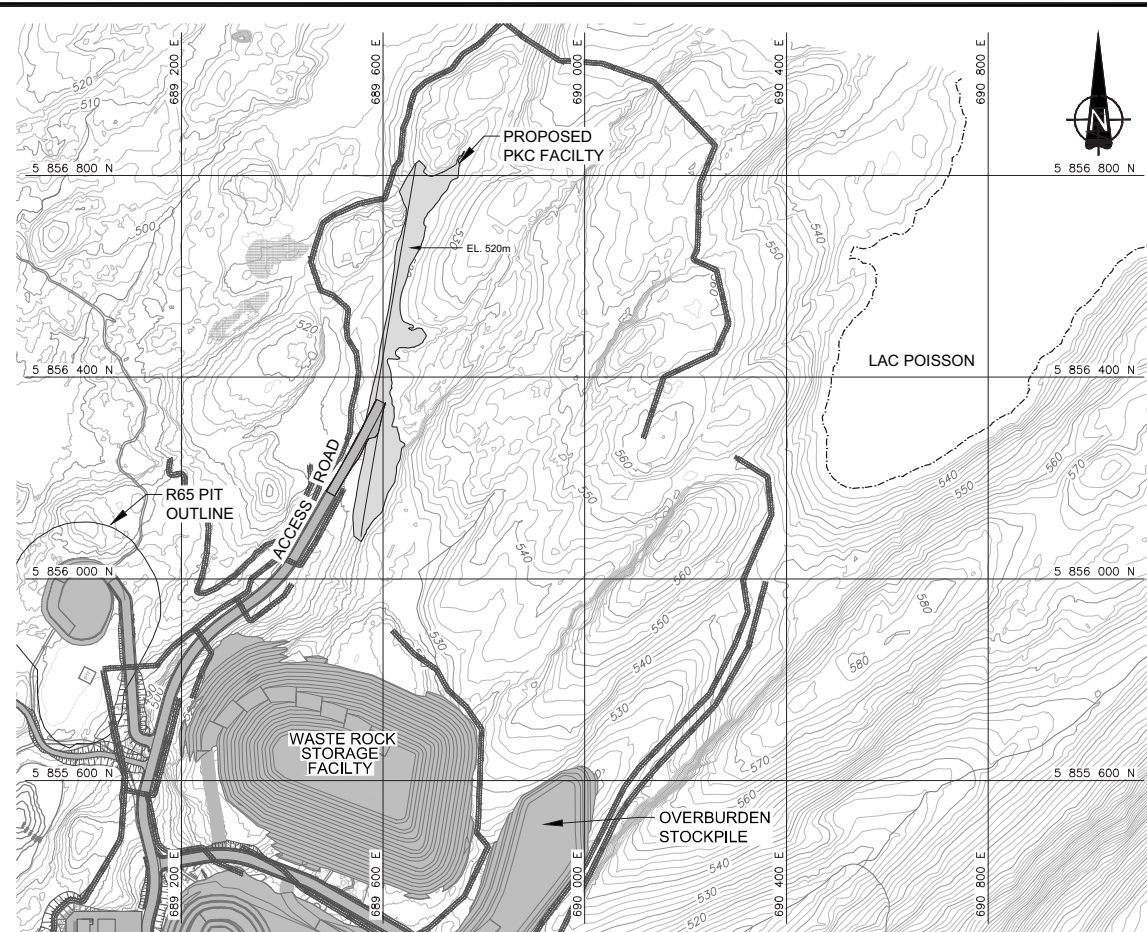
PROJECT No.	10-1427-0020	PHASE	3040	TASK	1000
DESIGN	C.M.	13MAY11	FILE No.	1014270020_3040-02	
CADD	J.S.D.	13MAY11	SCALE	AS SHOWN	REV. 1
CHECK	C.M.	25AUG11			
REVIEW	P.M.B.	25AUG11			

FIGURE 2

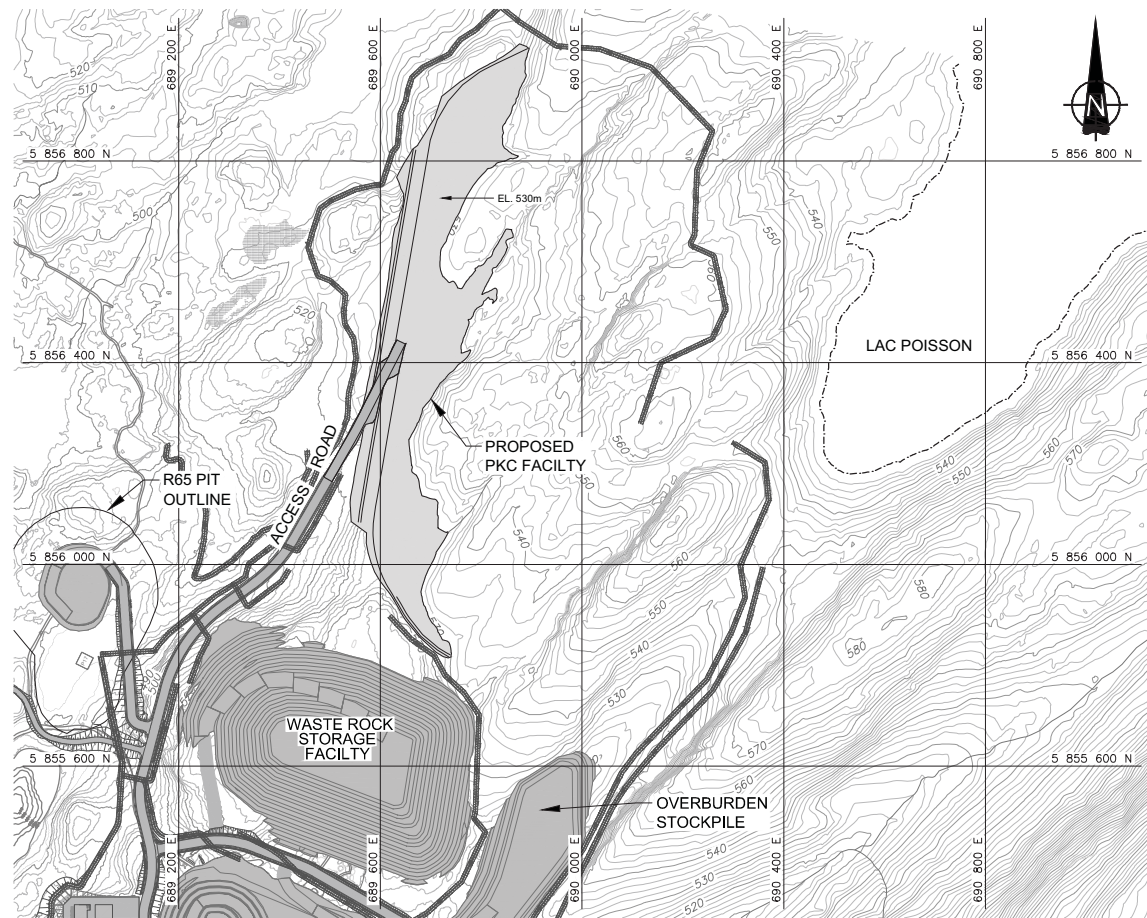
Drawing File: M:\Active\Year 2010\1427\10-1427-0020\Drafting\Phase 3040\CAD\1014270020_3040-03.dwg Monday, November 07, 2011 3:18:14 PM By: EAbella



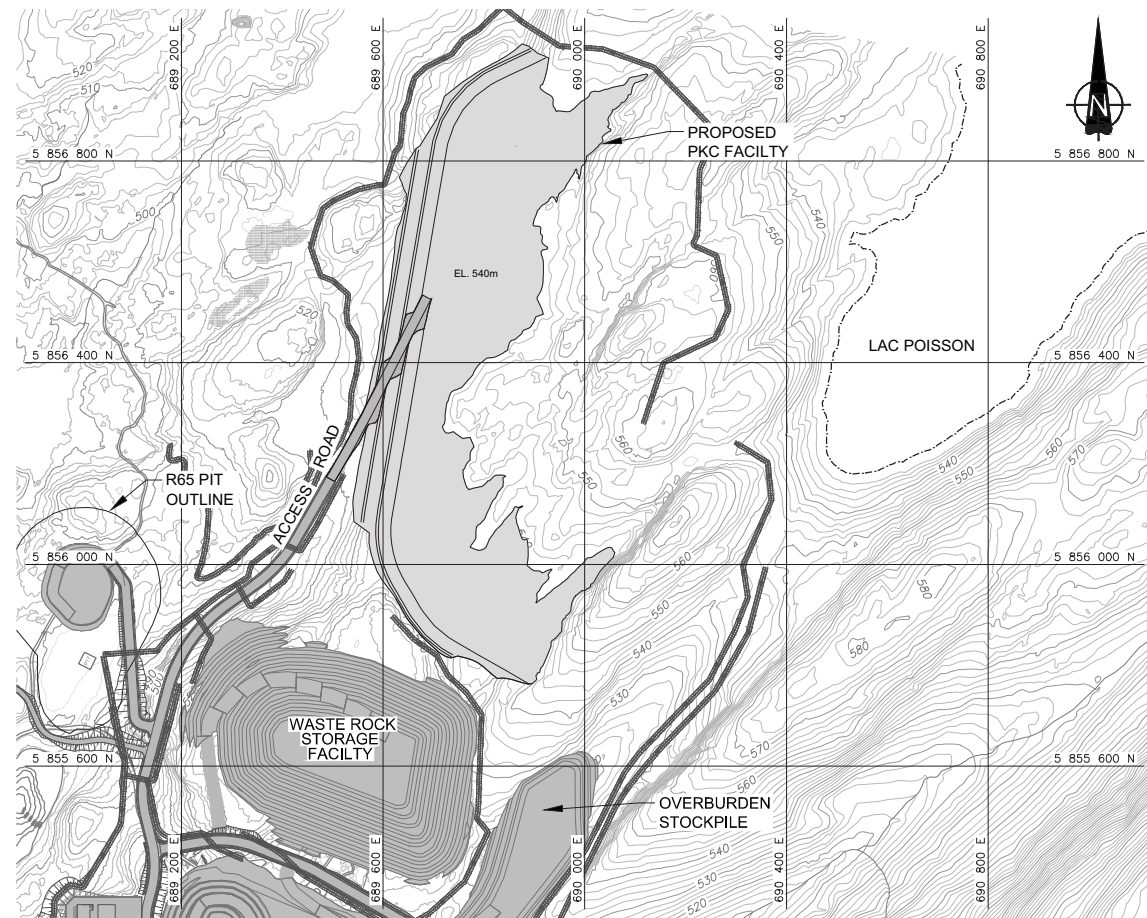
YEAR 0 PLAN
SEE SCALE BAR "A"



YEAR 0.4 PLAN AT EL. 520m (AVAILABLE STORAGE CAPACITY = 0.07Mm³)
SEE SCALE BAR "A"



YEAR 1.5 PLAN AT EL. 530m (AVAILABLE STORAGE CAPACITY = 0.66Mm³)
SEE SCALE BAR "A"

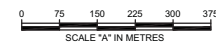


YEAR 3.0 PLAN AT EL. 540m (AVAILABLE STORAGE CAPACITY = 2.34Mm³)
SEE SCALE BAR "A"

LEGEND

	MAJOR 10m CONTOUR INTERVAL
	MINOR 2m CONTOUR INTERVAL
	APPROXIMATE LAC POISSON SHORELINE LOCATION
	DRAINAGE CHANNEL

- REFERENCE**
1. BASE PLAN PROVIDED BY LES DIAMANTS STORNOWAY (CANADA) INC.
 2. PROPOSED SITE INFRASTRUCTURE, STOCKPILES, PITS, ETC., PROVIDED BY SNC-LAVALIN INC.



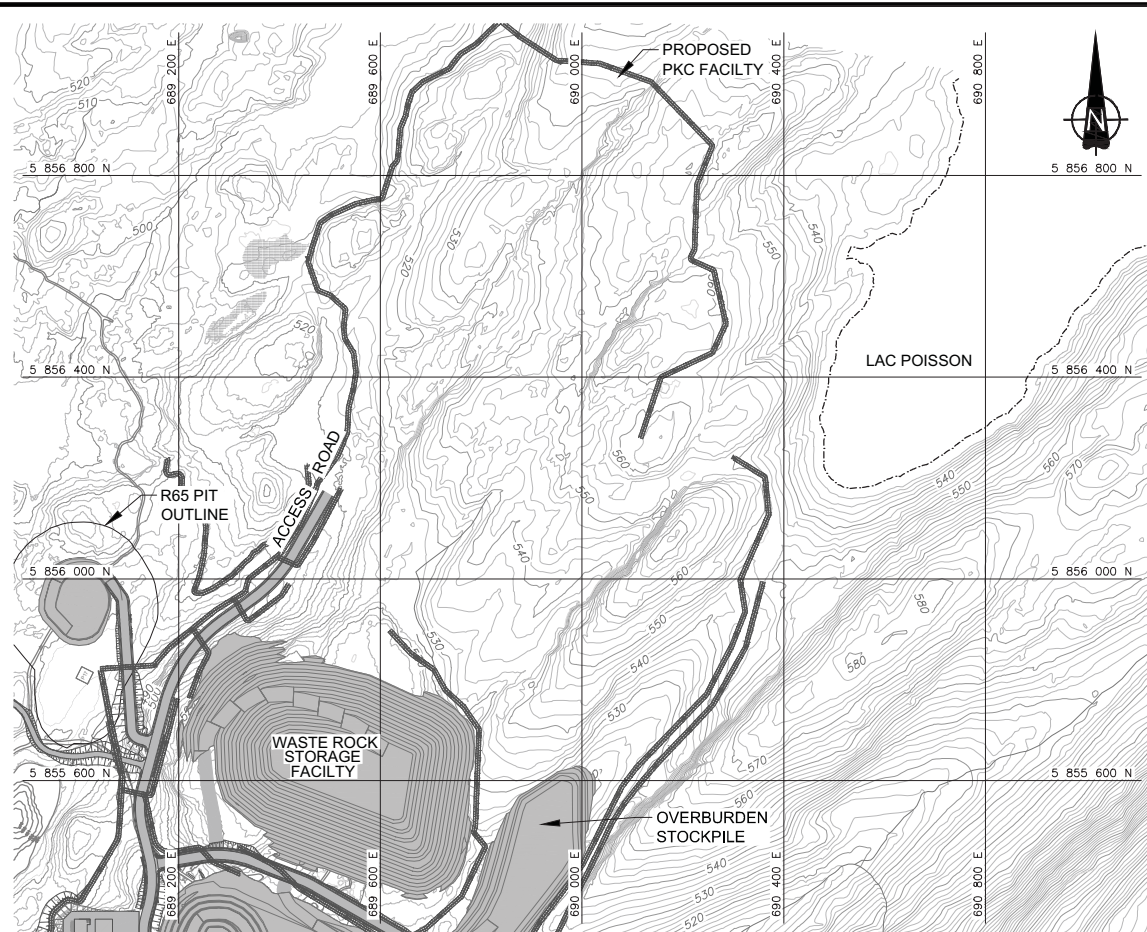
REV	DATE	DES	REVISION DESCRIPTION	CADD	CHK	RVW
△	10NOV2011	W.D.	REVISED BCS		E.A.	W.D. P.M.B.
△	07OCT2011	W.D.	REVISED BFS AND PLANT SITE		E.A.	W.D. P.M.B.
△	06JUL2011	C.M.	REVISED MINING SCHEDULES		J.H.	- -
△	13MAY2011	C.M.	ISSUED FOR DRAFT		J.S.D.	- -

PROJECT **LES DIAMANTS STORNOWAY (CANADA)
RENARD PROJECT
QUÉBEC, CANADA**

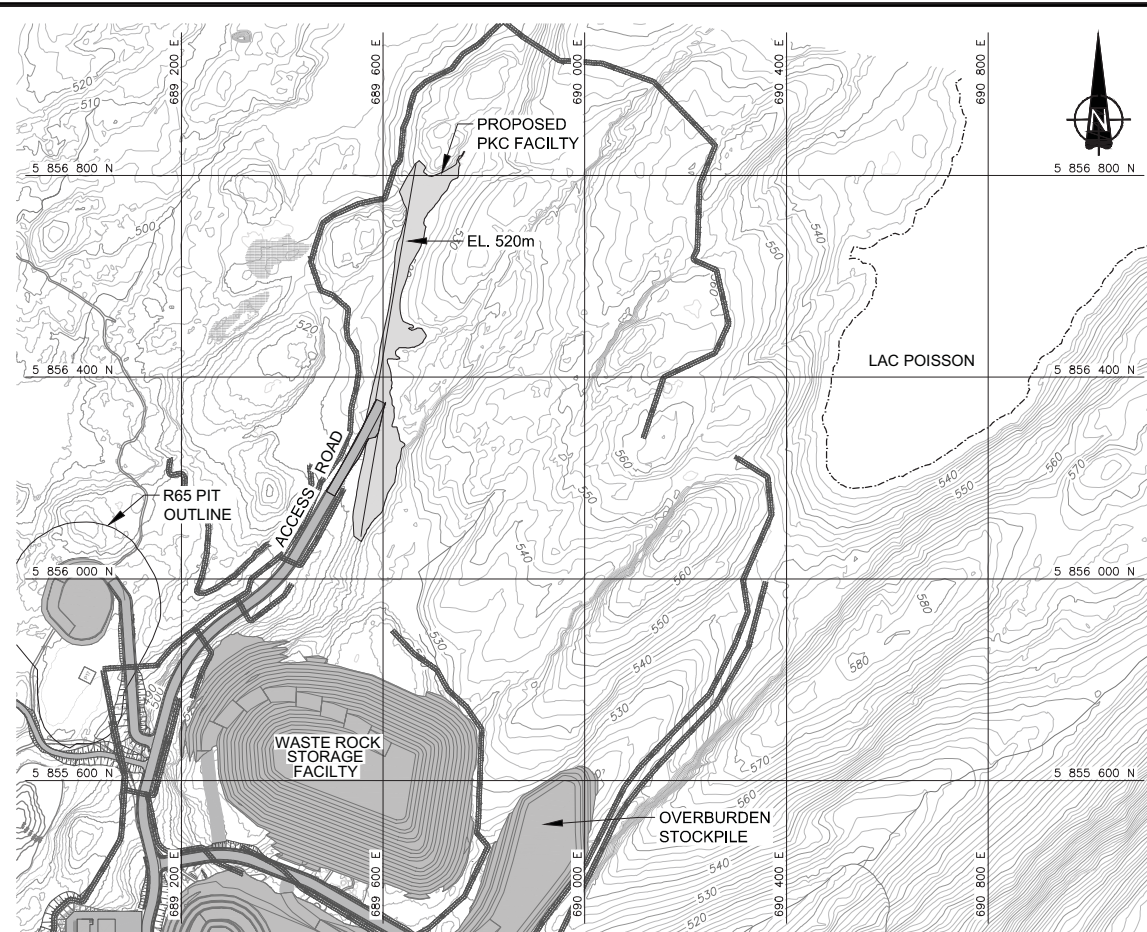
TITLE **BFS SCENARIO
SEQUENCING PLAN (1 OF 2)**

	PROJECT No.	10-1427-0020	PHASE	3040	TASK	1000
	DESIGN	C.M.	09MAY11	FILE No.	1014270020_3040-03	
	CADD	J.S.D.	09MAY11	SCALE	AS SHOWN	REV. 1
	CHECK	C.M.	25AUG11	FIGURE 3		
REVIEW	P.M.B.	25AUG11				

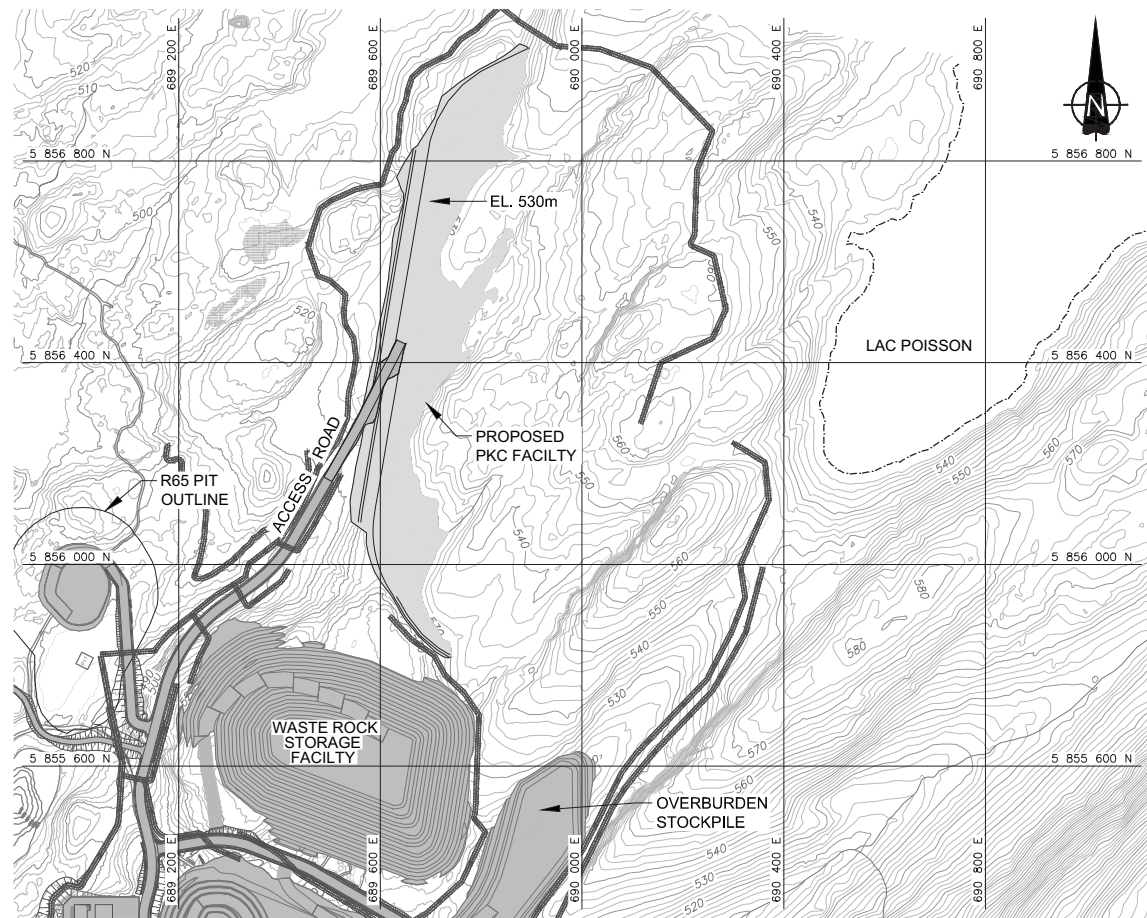
Drawing File: M:\Active\Year 2010\1427\10-1427-0020\Drafting\Phase 3040\CAD\1014270020_3040-05.dwg Monday, November 07, 2011 3:20:52 PM By: EAbella



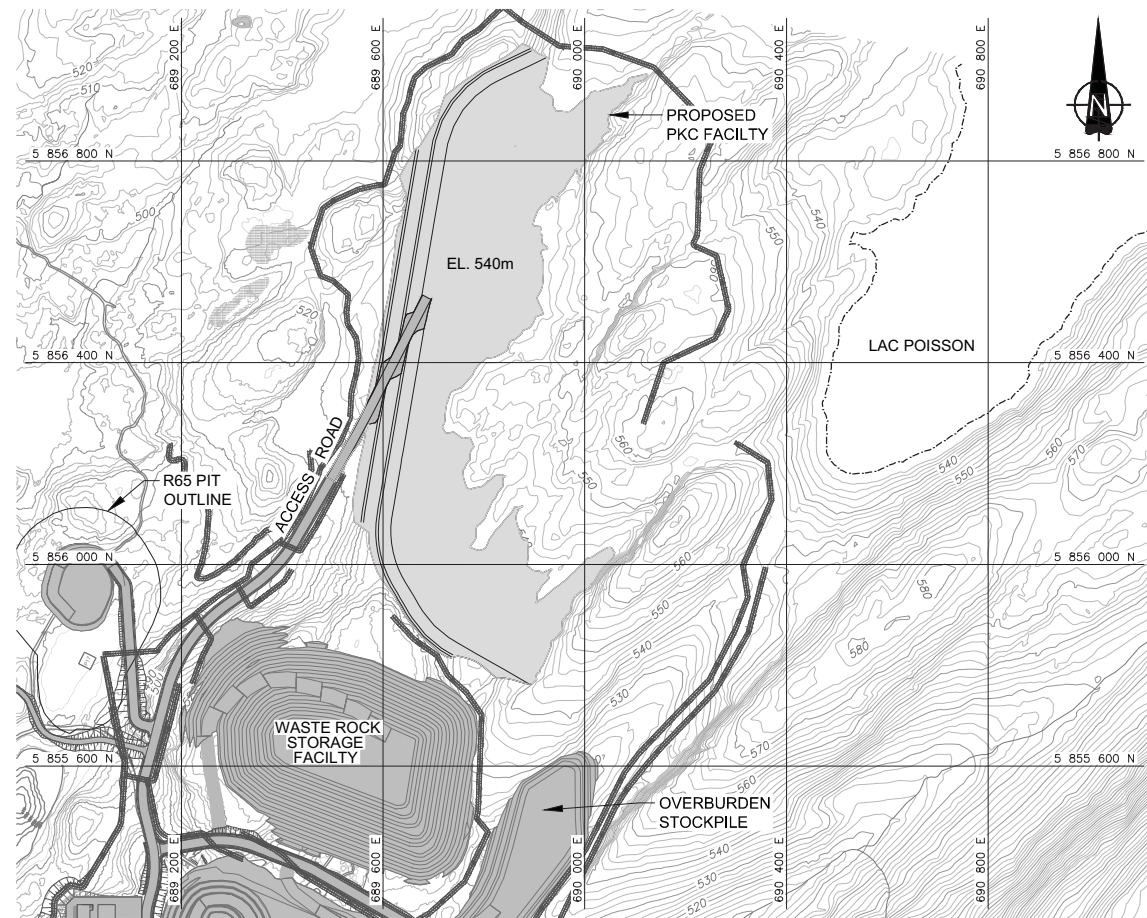
YEAR 0 PLAN
SEE SCALE BAR "A"



YEAR 0.4 PLAN AT EL. 520m (AVAILABLE STORAGE CAPACITY = 0.07Mm³)
SEE SCALE BAR "A"



YEAR 1.4 PLAN AT EL. 530m (AVAILABLE STORAGE CAPACITY = 0.66Mm³)
SEE SCALE BAR "A"

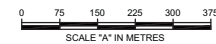


YEAR 2.8 PLAN AT EL. 540m (AVAILABLE STORAGE CAPACITY = 2.34Mm³)
SEE SCALE BAR "A"

LEGEND

	MAJOR 10m CONTOUR INTERVAL
	MINOR 2m CONTOUR INTERVAL
	APPROXIMATE LAC POISSON SHORELINE LOCATION
	COLLECTION DITCH

- REFERENCE**
- BASE PLAN PROVIDED BY LES DIAMANTS STORNOWAY (CANADA) INC.
 - PROPOSED SITE INFRASTRUCTURE, STOCKPILES, PITS, ETC., PROVIDED BY SNC-LAVALIN INC.



REV	DATE	DES	REVISION DESCRIPTION	CADD	CHK	RVW
△	10NOV2011	W.D.	REVISED BCS		E.A.	W.D. P.M.B.
△	07OCT2011	W.D.	REVISED BFS AND PLANT SITE		E.A.	W.D. P.M.B.
△	06JUL2011	C.M.	REVISED MINING SCHEDULES		J.H.	- -
△	13MAY2011	C.M.	ISSUED FOR DRAFT		J.S.D.	- -

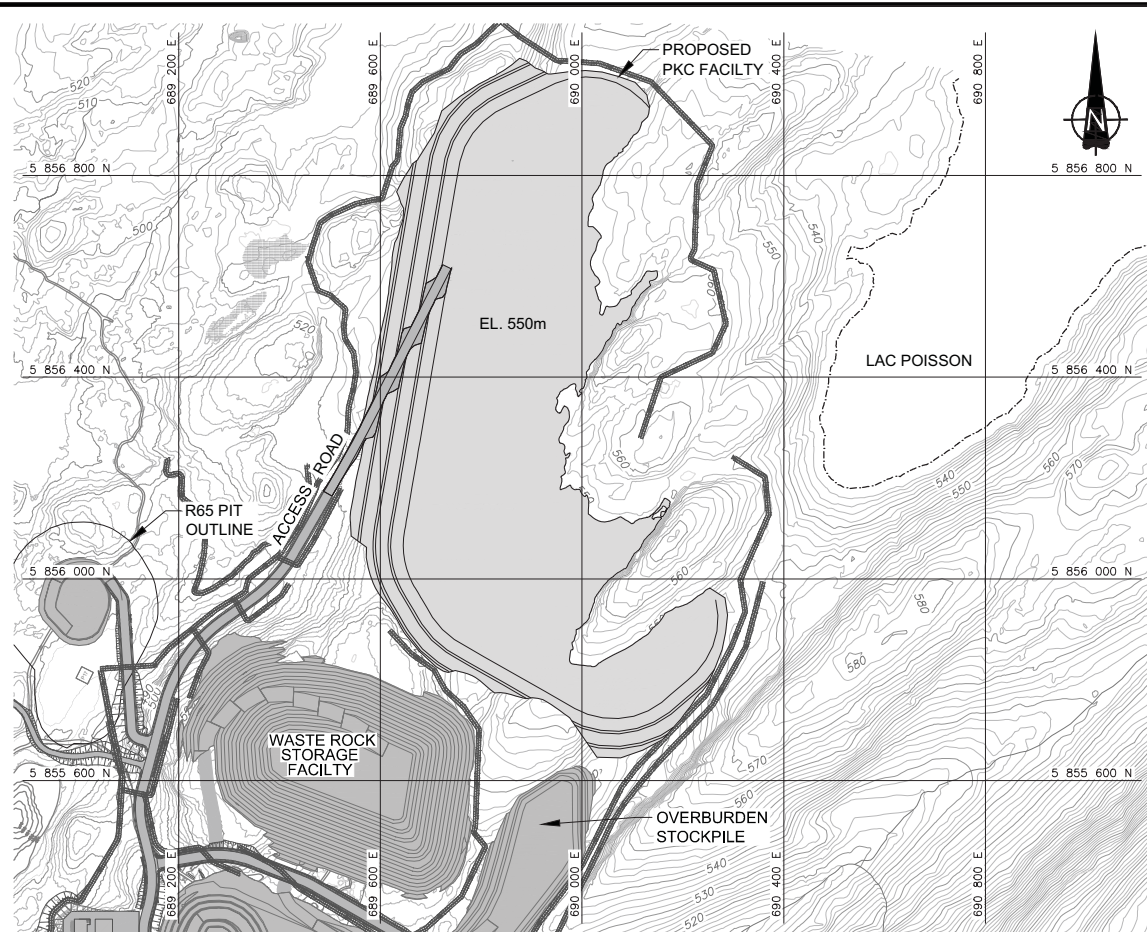
PROJECT **LES DIAMANTS STORNOWAY (CANADA)
RENARD PROJECT
QUÉBEC, CANADA**

TITLE **BCS SCENARIO
SEQUENCING PLAN (1 OF 3)**

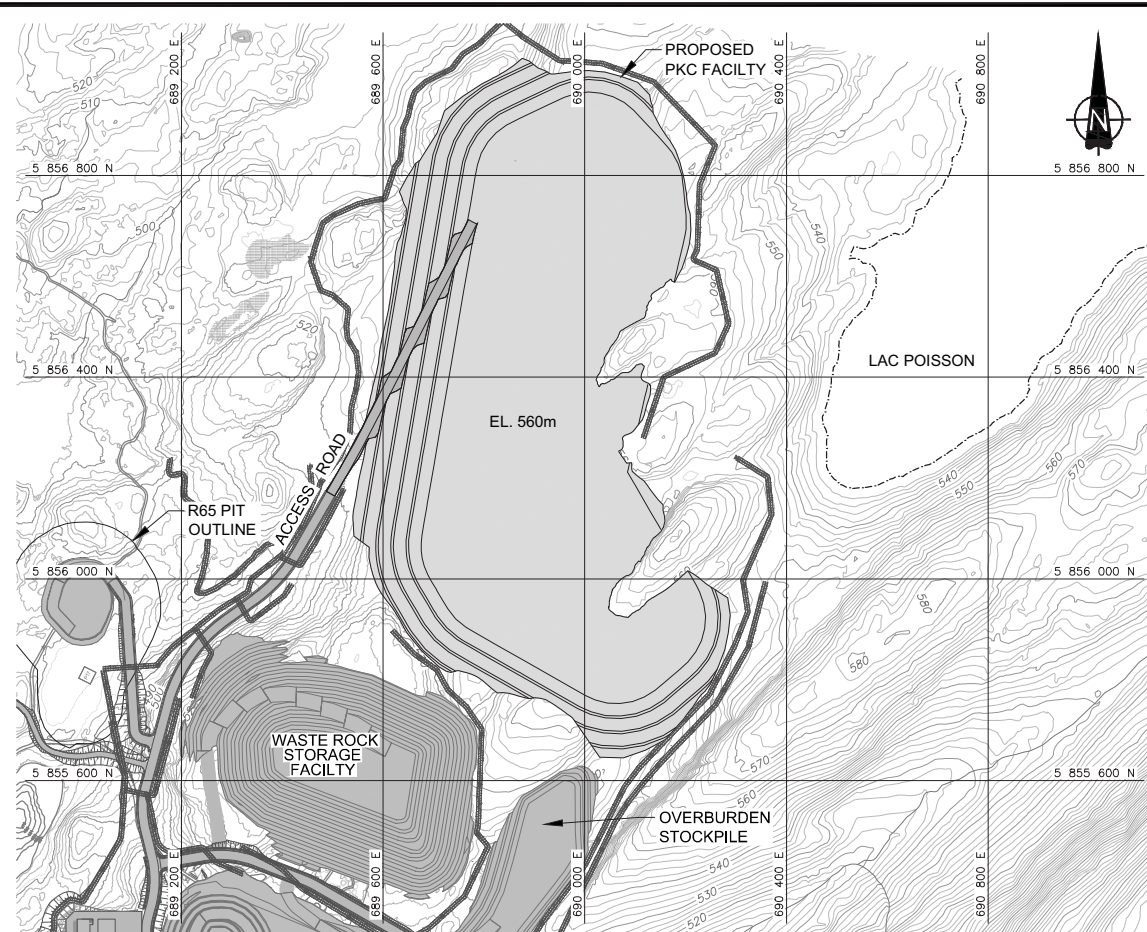
PROJECT No.	10-1427-0020	PHASE	3040	TASK	1000
DESIGN	C.M.	09MAY11	FILE No.	1014270020_3040-05	
CADD	J.S.D.	09MAY11	SCALE	AS SHOWN	REV. 1
CHECK	C.M.	25AUG11	FIGURE 5		
REVIEW	P.M.B.	25AUG11			



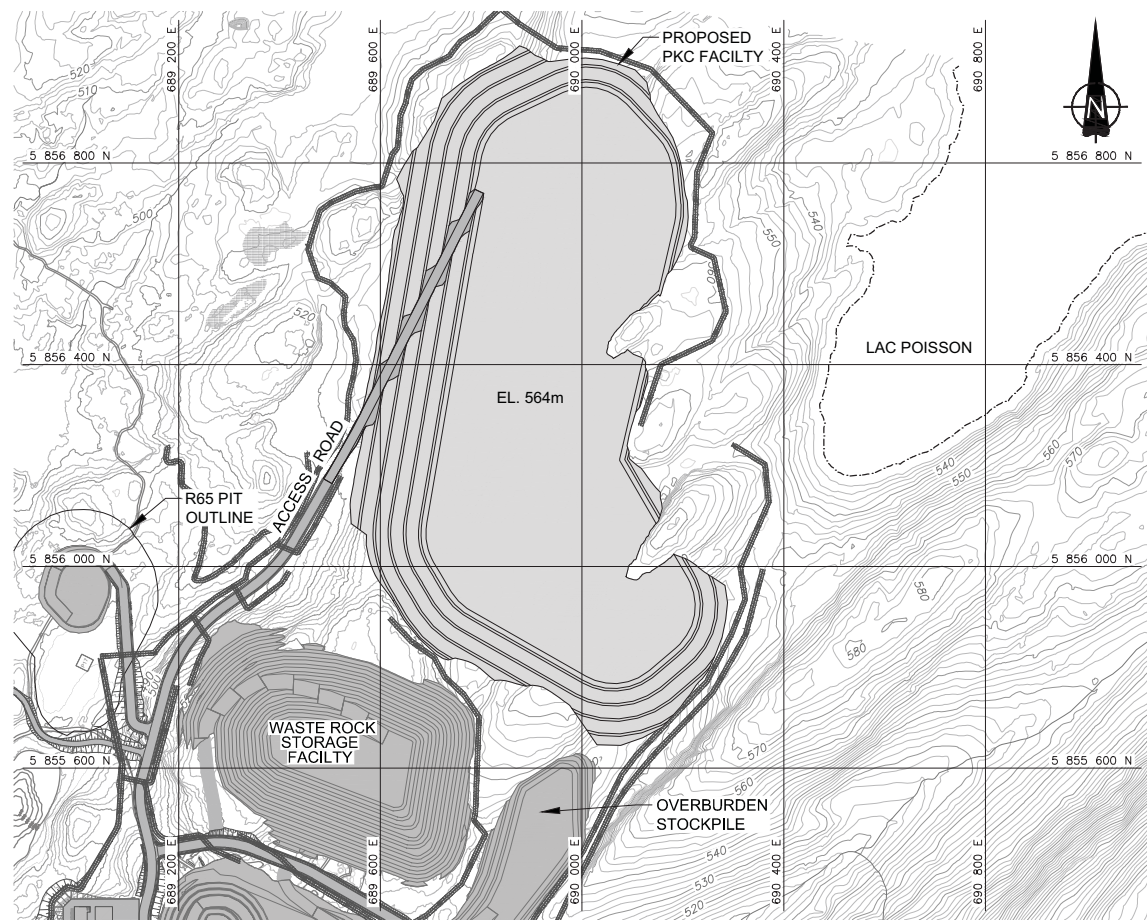
Drawing File: M:\Active\Year 2010\1427\10-1427-0020\Drafting\Phase 3040\CAD\1014270020_3040-04.dwg Tuesday, November 08, 2011 1:44:09 PM By: EAbella



YEAR 6.4 PLAN AT EL. 550m (AVAILABLE STORAGE CAPACITY = 6.01Mm³)
SEE SCALE BAR "A"



YEAR 10.4 PLAN AT EL. 560m (AVAILABLE STORAGE CAPACITY = 10.32Mm³)
SEE SCALE BAR "A"



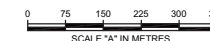
YEAR 11.7 PLAN AT EL. 564m (COMPLETED FACILITY) (AVAILABLE STORAGE CAPACITY = 11.8Mm³)
SEE SCALE BAR "A"

LEGEND

- MAJOR 10m CONTOUR INTERVAL
- MINOR 2m CONTOUR INTERVAL
- APPROXIMATE LAC POISSON SHORELINE LOCATION
- COLLECTION DITCH

REFERENCE

1. BASE PLAN PROVIDED BY LES DIAMANTS STORNOWAY (CANADA) INC.
2. PROPOSED SITE INFRASTRUCTURE, STOCKPILES, PITS, ETC., PROVIDED BY SNC-LAVALIN INC.



REV	DATE	DES	REVISION DESCRIPTION	CADD	CHK	RVW
△	10NOV2011	W.D.	REVISED BCS		E.A.	W.D. P.M.B.
△	07OCT2011	W.D.	REVISED BFS AND PLANT SITE		E.A.	W.D. P.M.B.
△	06JUL2011	C.M.	REVISED MINING SCHEDULES		J.H.	- -
△	13MAY2011	C.M.	ISSUED FOR DRAFT		J.S.D.	- -

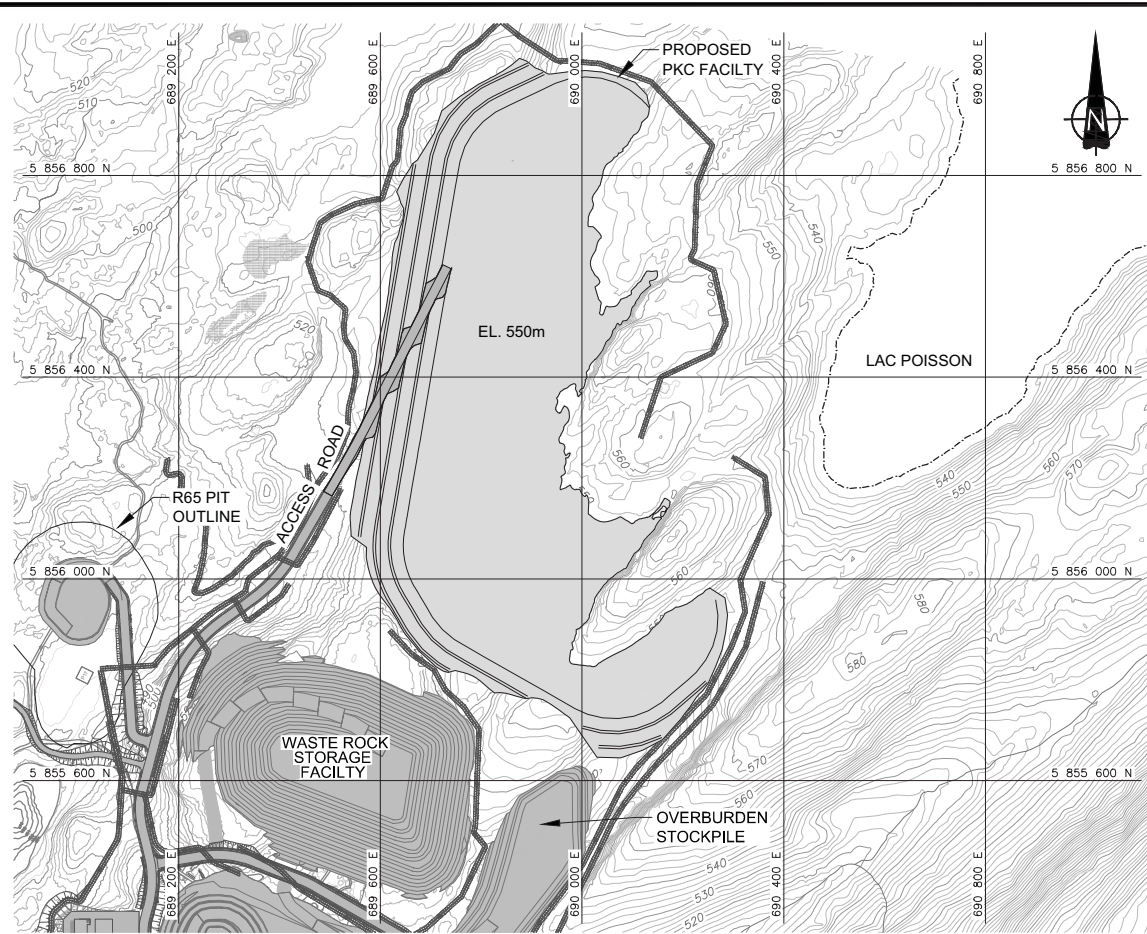
PROJECT **LES DIAMANTS STORNOWAY (CANADA)
RENARD PROJECT
QUÉBEC, CANADA**

TITLE **BFS SCENARIO
SEQUENCING PLAN (2 OF 2)**

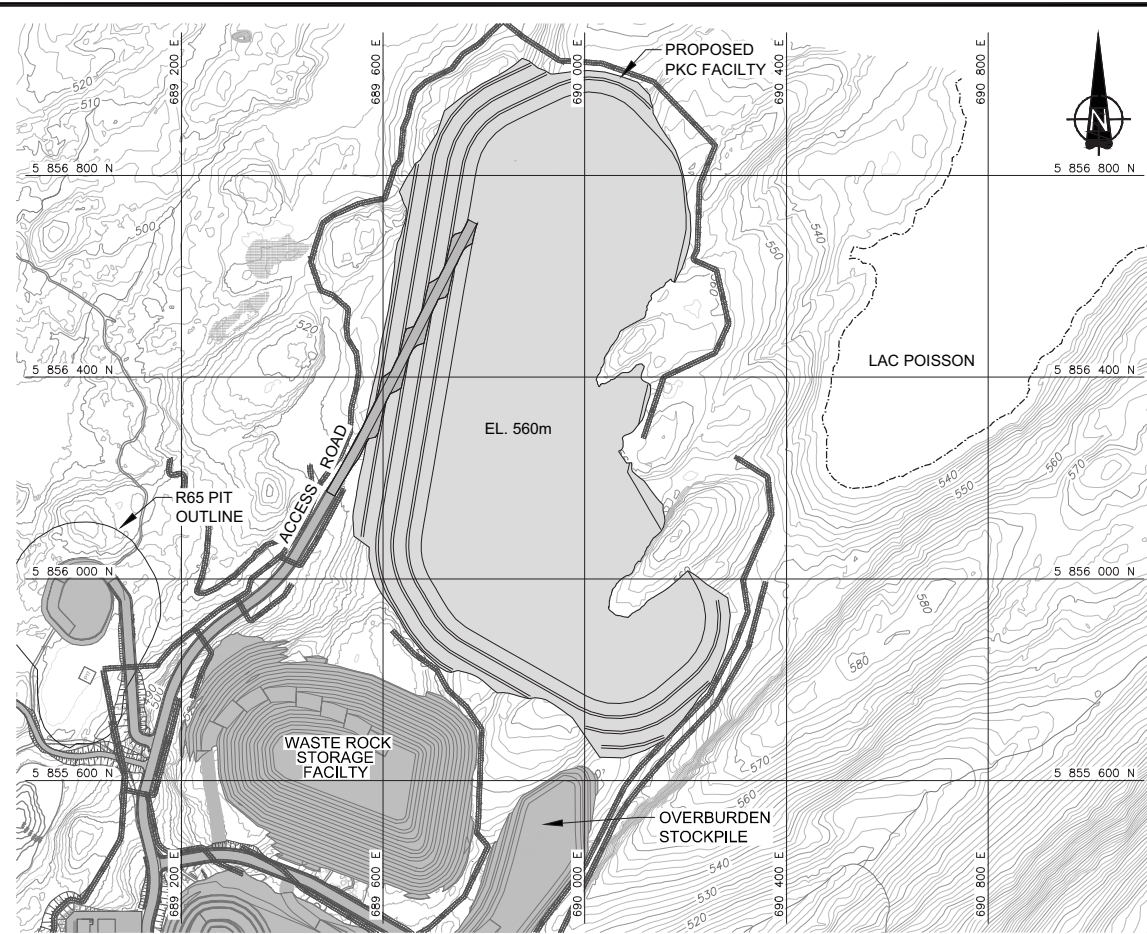
PROJECT No.		10-1427-0020	PHASE	3040	TASK	1000
DESIGN	C.M.	09MAY11	FILE No.	1014270020_3040-04		
CADD	J.S.D.	09MAY11	SCALE	AS SHOWN	REV.	1
CHECK	C.M.	25AUG11	FIGURE 4			
REVIEW	P.M.B.	25AUG11				



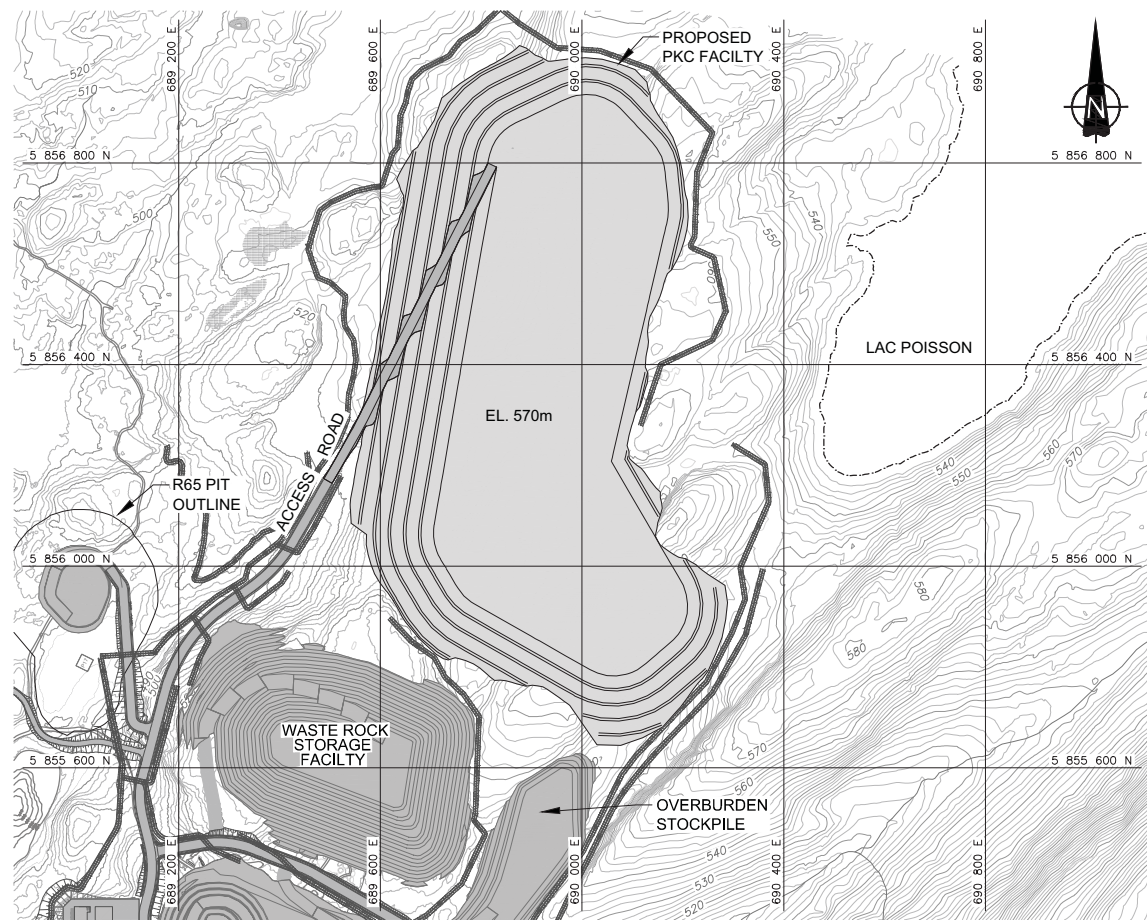
Drawing File: M:\Active\Year 2010\1427\10-1427-0020\Drafting\Phase 3040\CAD\1014270020_3040-06.dwg Monday, November 07, 2011 3:30:08 PM By: EAbella



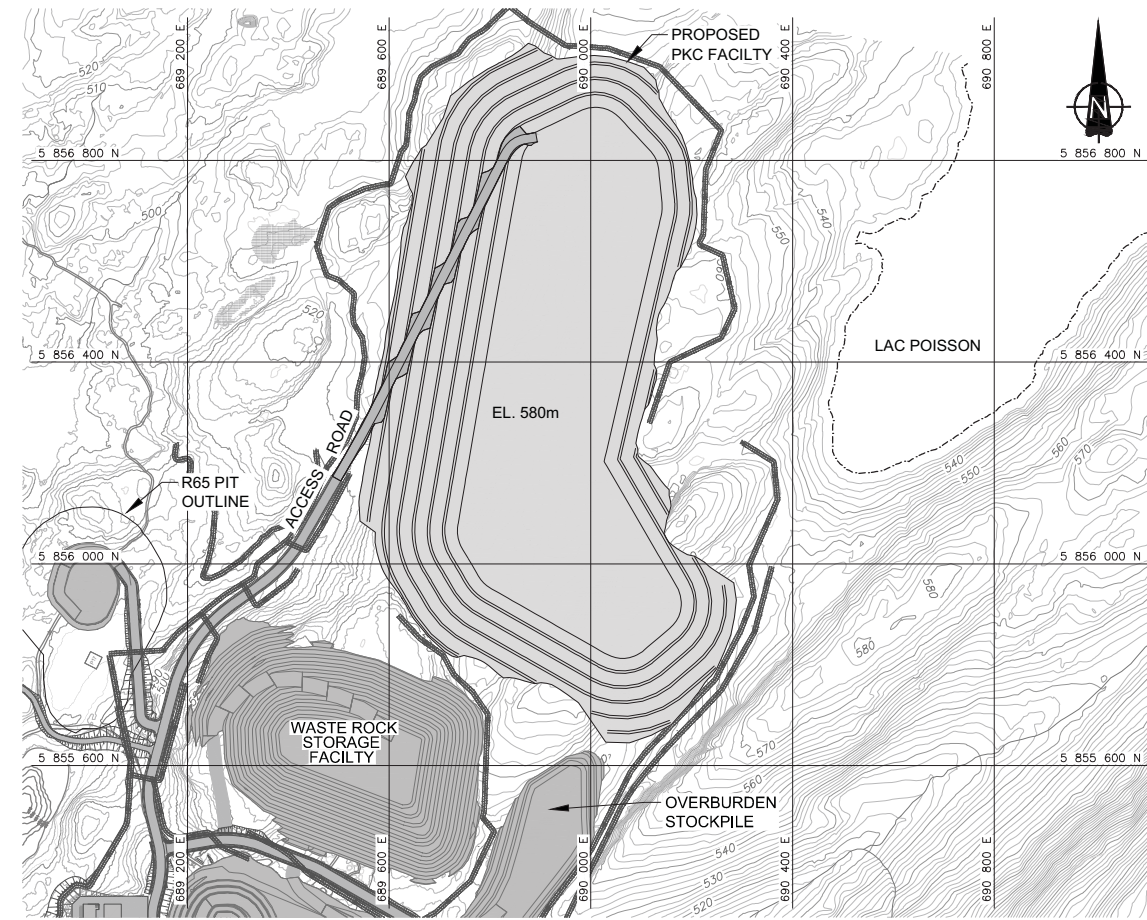
YEAR 5.7 PLAN AT EL. 550m (AVAILABLE STORAGE CAPACITY = 6.01Mm³)
SEE SCALE BAR "A"



YEAR 9.1 PLAN AT EL. 560m (AVAILABLE STORAGE CAPACITY = 10.32Mm³)
SEE SCALE BAR "A"



YEAR 12.3 PLAN AT EL. 570m (AVAILABLE STORAGE CAPACITY = 14.47Mm³)
SEE SCALE BAR "A"

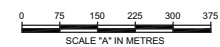


YEAR 14.9 PLAN AT EL. 580m (AVAILABLE STORAGE CAPACITY = 17.83Mm³)
SEE SCALE BAR "A"

LEGEND

	MAJOR 10m CONTOUR INTERVAL
	MINOR 2m CONTOUR INTERVAL
	APPROXIMATE LAC POISSON SHORELINE LOCATION
	COLLECTION DITCH

- REFERENCE**
- BASE PLAN PROVIDED BY LES DIAMANTS STORNOWAY (CANADA) INC.
 - PROPOSED SITE INFRASTRUCTURE, STOCKPILES, PITS, ETC., PROVIDED BY SNC-LAVALIN INC.



REV	DATE	DES	REVISION DESCRIPTION	CADD	CHK	RVW
△	10NOV2011	W.D.	REVISED BCS		E.A.	W.D. P.M.B.
△	07OCT2011	W.D.	REVISED BFS AND PLANT SITE		E.A.	W.D. P.M.B.
△	06JUL2011	C.M.	REVISED MINING SCHEDULES		J.H.	- -
△	13MAY2011	C.M.	ISSUED FOR DRAFT		J.S.D.	- -

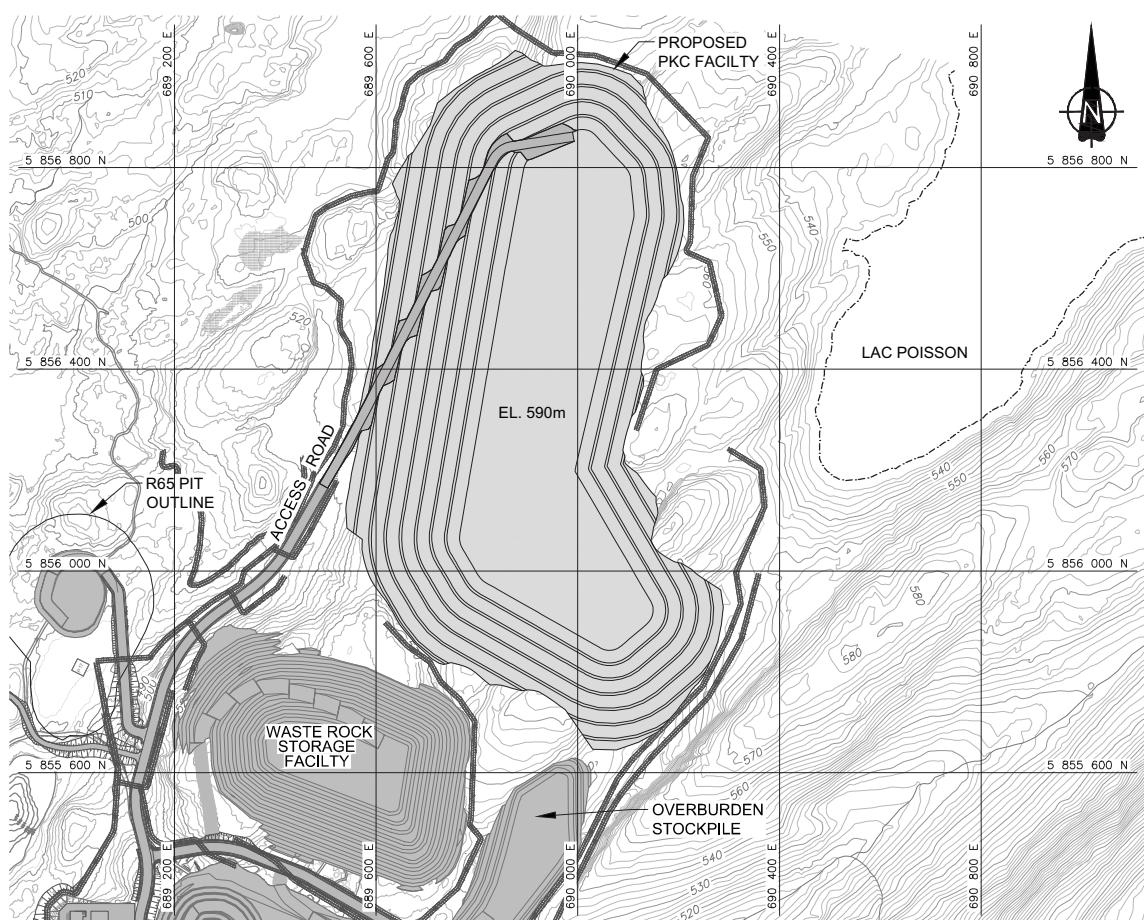
PROJECT **LES DIAMANTS STORNOWAY (CANADA)
RENARD PROJECT
QUÉBEC, CANADA**

TITLE **BCS SCENARIO
SEQUENCING PLAN (2 OF 3)**

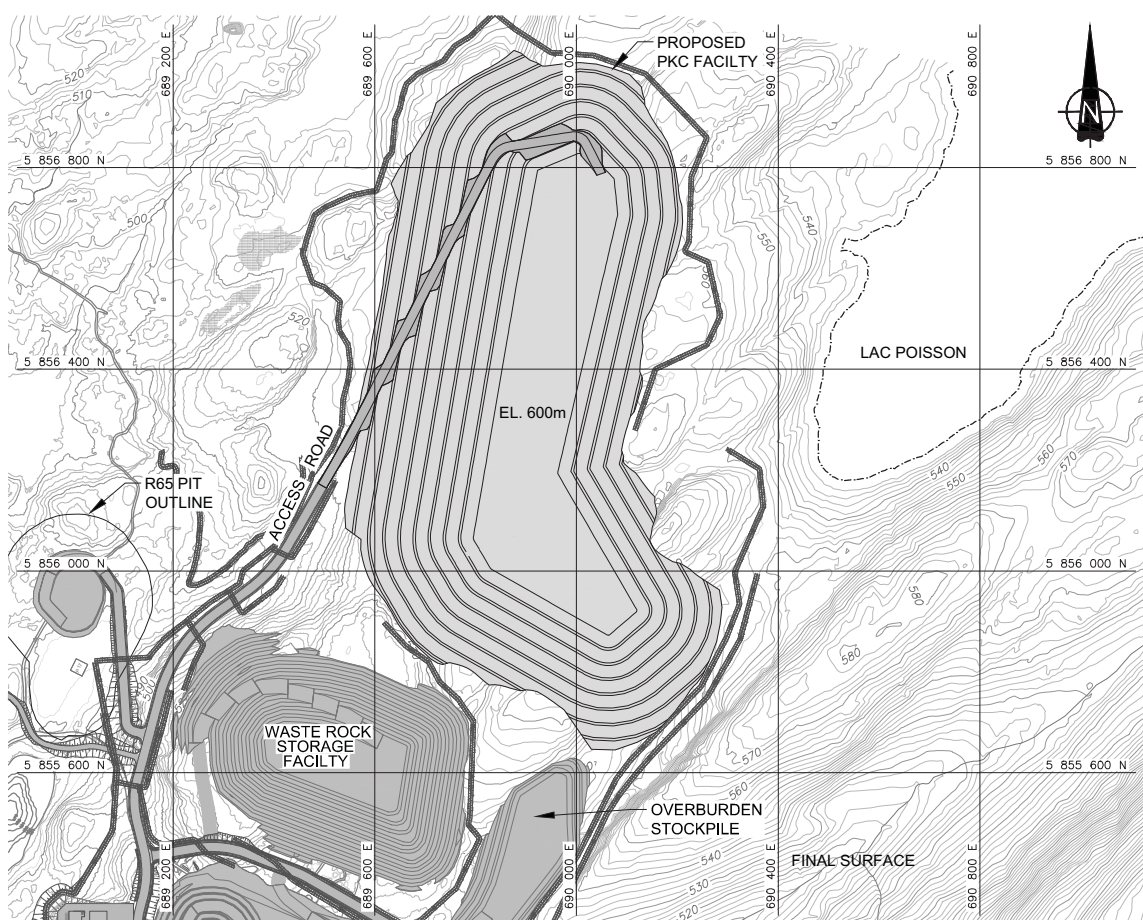
PROJECT No. 10-1427-0020		PHASE 3040	TASK 1000
DESIGN	C.M.	09MAY11	FILE No. 1014270020_3040-06
CADD	J.S.D.	09MAY11	SCALE AS SHOWN REV. 1
CHECK	C.M.	25AUG11	
REVIEW	P.M.B.	25AUG11	FIGURE 6



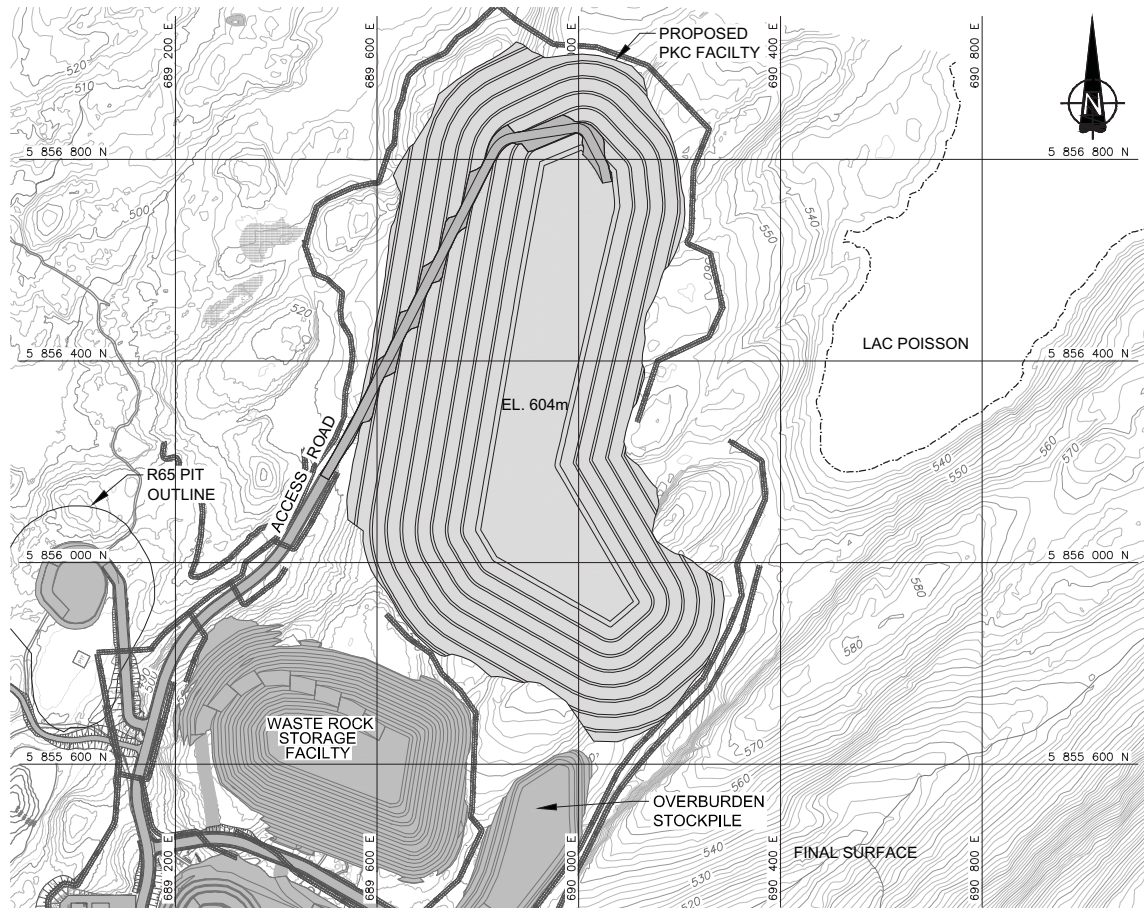
Drawing File: M:\Active\Year 2010\1427\10-1427-0020\Drafting\Phase 3040\CAD\1014270020_3040-07.dwg Thursday, December 01, 2011 10:25:39 AM By: EAbella



YEAR 16.9 PLAN AT EL. 590m (AVAILABLE STORAGE CAPACITY = 20.40Mm³)
SEE SCALE BAR "A"



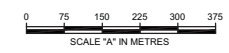
YEAR 18.7 PLAN AT EL. 600m (AVAILABLE STORAGE CAPACITY = 22.23Mm³)
SEE SCALE BAR "A"
NOTE: ADDITIONAL STORAGE OF APPROXIMATELY 1.2Mm³ TO EL. 610m AVAILABLE.



YEAR 19.3 PLAN AT EL. 604m (AVAILABLE STORAGE CAPACITY = 22.63Mm³)
SEE SCALE BAR "A"

- LEGEND**
- MAJOR 10m CONTOUR INTERVAL
 - MINOR 2m CONTOUR INTERVAL
 - APPROXIMATE LAC POISSON SHORELINE LOCATION
 - COLLECTION DITCH

- REFERENCE**
1. BASE PLAN PROVIDED BY LES DIAMANTS STORNOWAY (CANADA) INC.
 2. PROPOSED SITE INFRASTRUCTURE, STOCKPILES, PITS, ETC., PROVIDED BY SNC-LAVALIN INC.



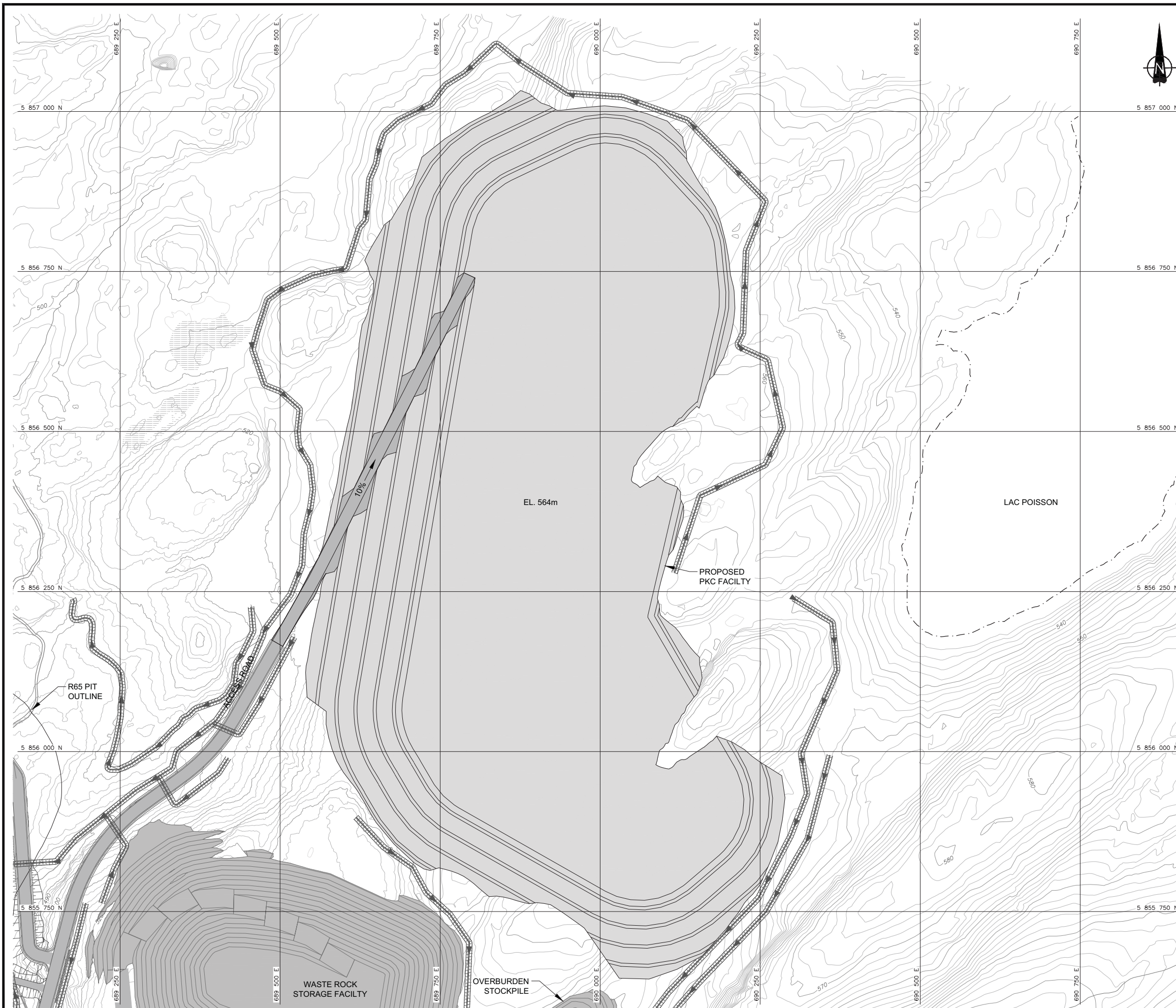
REV	DATE	DES	REVISION DESCRIPTION	CADD	CHK	RWV
△	10NOV2011	W.D.	REVISED BCS		E.A.	W.D. P.M.B.
△	07OCT2011	W.D.	REVISED BFS AND PLANT SITE		E.A.	W.D. P.M.B.
△	06JUL2011	C.M.	REVISED MINING SCHEDULES		J.H.	- -
△	13MAY2011	C.M.	ISSUED FOR DRAFT		J.S.D.	- -

PROJECT **LES DIAMANTS STORNOWAY (CANADA)
RENARD PROJECT
QUÉBEC, CANADA**

TITLE **BCS SCENARIO
SEQUENCING PLAN (3 OF 3)**

	PROJECT No.	10-1427-0020	PHASE	3040	TASK	1000
	DESIGN	C.M.	09MAY11	FILE No.	1014270020_3040-07	
	CADD	J.S.D.	09MAY11	SCALE	AS SHOWN	REV. 1
	CHECK	C.M.	25AUG11	FIGURE 7		
	REVIEW	P.M.B.	25AUG11			

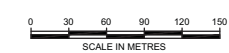
Drawing File: M:\Active\Year 2010\1427\10-1427-0020\Drafting\Phase 3040\CAD\1014270020_3040-08.dwg Tuesday, November 08, 2011 1:29:30 PM By: EAbella



LEGEND

- MAJOR 10m CONTOUR INTERVAL
- MINOR 2m CONTOUR INTERVAL
- APPROXIMATE LAC POISSON SHORELINE LOCATION
- COLLECTION DITCH

- REFERENCE**
1. BASE PLAN PROVIDED BY LES DIAMANTS STORNOWAY (CANADA) INC.
 2. PROPOSED SITE INFRASTRUCTURE, STOCKPILES, PITS, ETC., PROVIDED BY SNC-LAVALIN INC.



REV	DATE	DES	REVISION DESCRIPTION	CADD	CHK	RVW
△	10NOV2011	W.D.	REVISED BCS		E.A.	W.D. P.M.B.
△	07OCT2011	W.D.	REVISED BFS AND PLANT SITE		E.A.	W.D. P.M.B.
△	06JUL2011	C.M.	REVISED MINING SCHEDULES		J.H.	- -
△	13MAY2011	C.M.	ISSUED FOR DRAFT		J.S.D.	- -

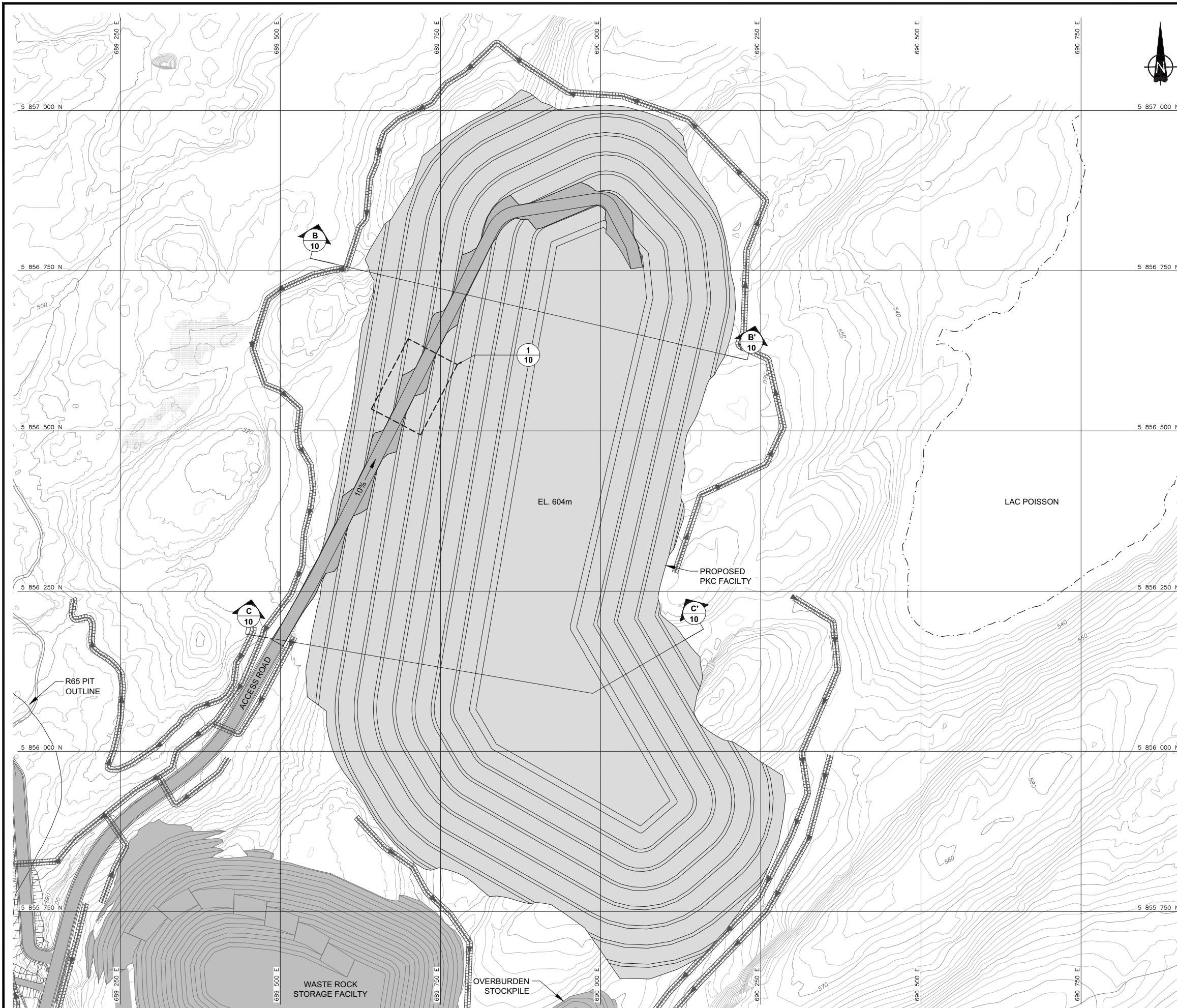
PROJECT **LES DIAMANTS STORNOWAY (CANADA)
RENARD PROJECT
QUÉBEC, CANADA**

TITLE **BFS SCENARIO - YEAR 11.7**

	PROJECT No.	10-1427-0020	PHASE	3040	TASK	1000
	DESIGN	C.M.	09MAY11	FILE No.	1014270020_3040-08	
	CADD	J.S.D.	09MAY11	SCALE	AS SHOWN	REV. 1
	CHECK	C.M.	25AUG11			
	REVIEW	P.M.B.	25AUG11			

FIGURE 8

Drawing File: M:\Active\Year 2010\1427110-1427-0020\Drafting\Phase 3040\CAD\1014270020_3040-9.dwg Tuesday, November 08, 2011 1:53:34 PM By: EAbella

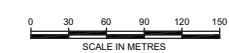


LEGEND

- MAJOR 10m CONTOUR INTERVAL
- MINOR 2m CONTOUR INTERVAL
- APPROXIMATE LAC POISSON SHORELINE LOCATION
- COLLECTION DITCH

REFERENCE

1. BASE PLAN PROVIDED BY LES DIAMANTS STORNOWAY (CANADA) INC.
2. PROPOSED SITE INFRASTRUCTURE, STOCKPILES, PITS, ETC., PROVIDED BY SNC-LAVALIN INC.



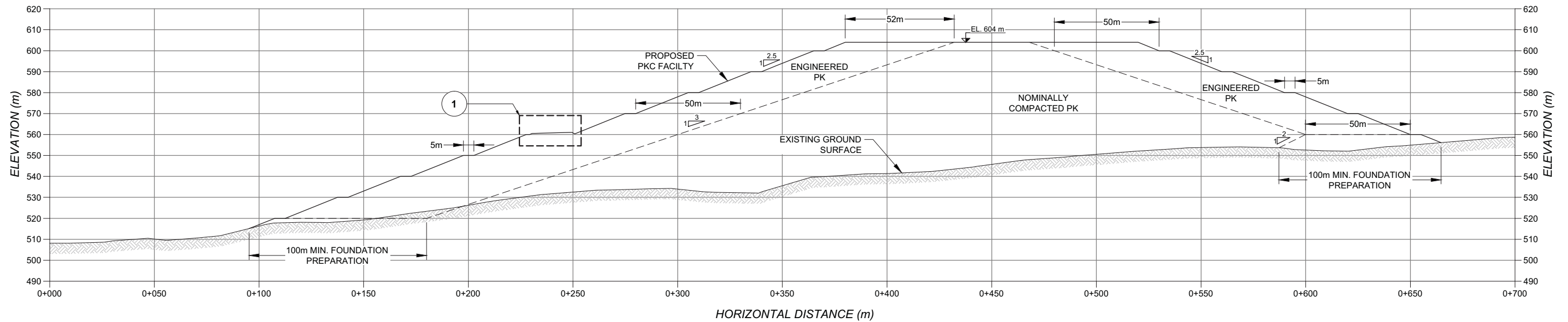
REV	DATE	DES	REVISION DESCRIPTION	CADD	CHK	RVW
△	10NOV2011	W.D.	REVISED BCS		E.A.	W.D. P.M.B.
△	07OCT2011	W.D.	REVISED BFS AND PLANT SITE		E.A.	W.D. P.M.B.
△	06JUL2011	C.M.	REVISED MINING SCHEDULES		J.H.	- -
△	13MAY2011	C.M.	REVISED MINING SCHEDULES		J.S.D.	- -

PROJECT **LES DIAMANTS STORNOWAY (CANADA)
RENARD PROJECT
QUÉBEC, CANADA**

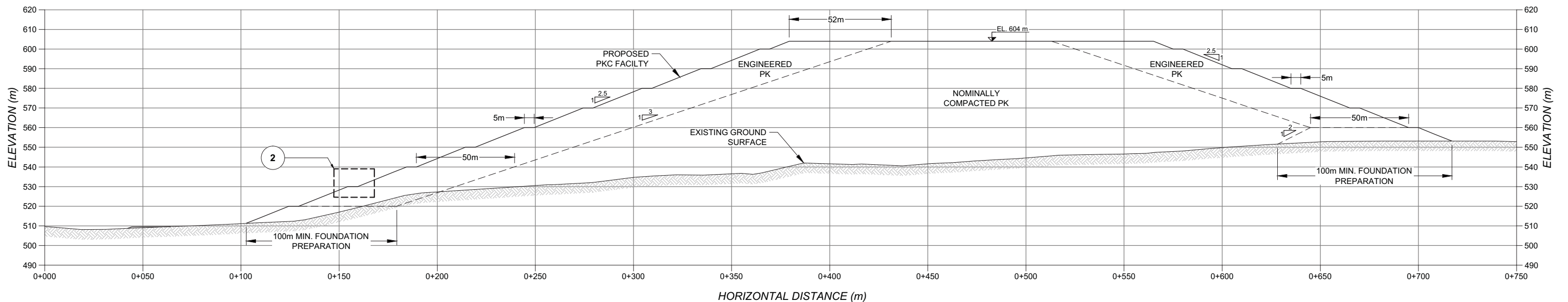
TITLE **BCS SCENARIO - YEAR 19.3**

	PROJECT No.	10-1427-0020	PHASE	3040	TASK	1000
	DESIGN	C.M.	09MAY11	FILE No.	1014270020_3040-9	
	CADD	J.S.D.	09MAY11	SCALE	AS SHOWN	REV. 1
	CHECK	C.M.	25AUG11			
REVIEW	P.M.B.	25AUG11	FIGURE 9			

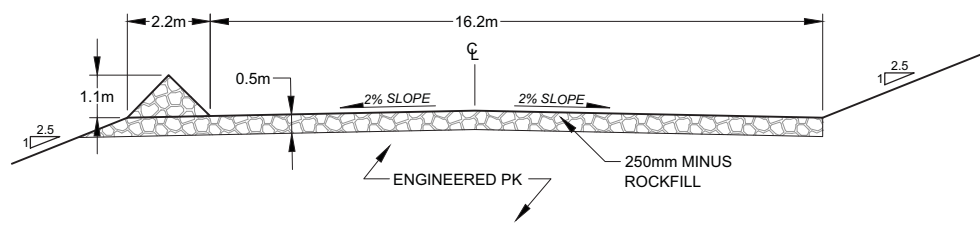
Drawing File: M:\Active\Year 2010\1427\110-1427-0020\Drafting\Phase 3040\CAD\1014270020_3040-10.dwg Tuesday, November 08, 2011 4:54:10 PM By: EAbella



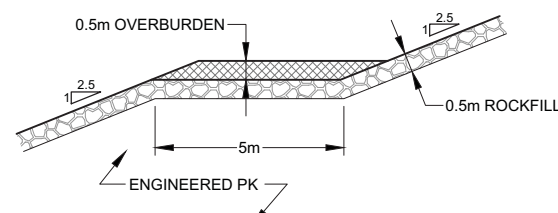
B
9 **CROSS-SECTION B-B'**
SEE SCALE BAR "A"



C
9 **CROSS-SECTION C-C'**
SEE SCALE BAR "A"



1 **HAUL ROAD DETAIL**
SEE SCALE BAR "B"



2 **PROGRESSIVE CLOSURE DETAIL**
SEE SCALE BAR "B"



REV	DATE	DES	REVISION DESCRIPTION	CADD	CHK	RVW
△	10NOV2011	W.D.	REVISED BCS		E.A.	W.D. P.M.B.
△	07OCT2011	W.D.	REVISED BFS AND PLANT SITE		E.A.	W.D. P.M.B.
△	06JUL2011	C.M.	REVISED MINING SCHEDULES		J.H.	- -
△	13MAY2011	C.M.	REVISED MINING SCHEDULES		J.S.D.	- -

PROJECT: **LES DIAMANTS STORNOWAY (CANADA)
RENARD PROJECT
QUÉBEC, CANADA**

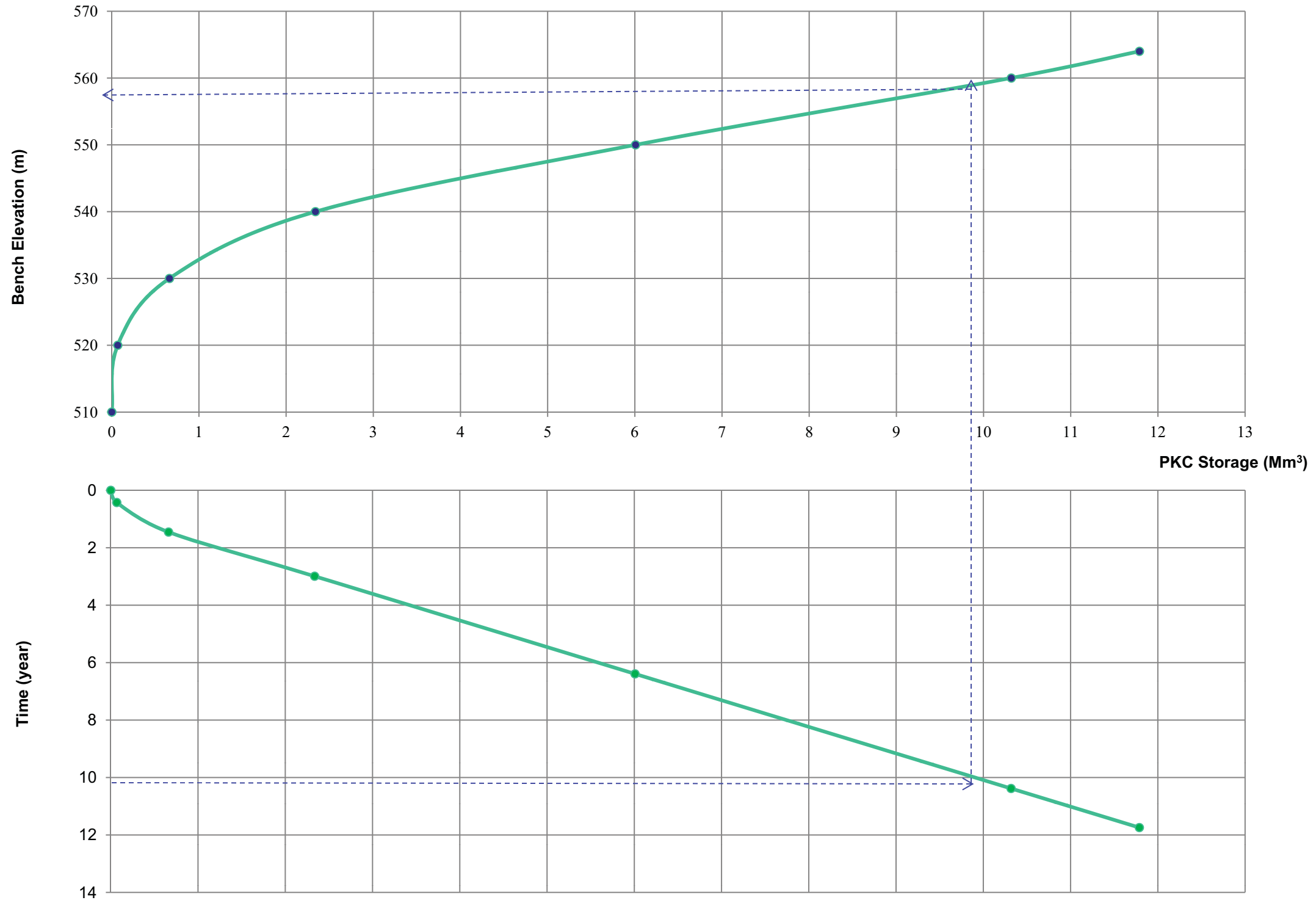
TITLE: **CROSS-SECTION B-B' AND
CROSS-SECTION C-C'**

PROJECT No.	10-1427-0020	PHASE	3040	TASK	1000
DESIGN	C.M.	09MAY11	FILE No.	1014270020_3040-10	
CADD	J.S.D.	09MAY11	SCALE	AS SHOWN	REV. 1
CHECK	C.M.	25AUG11			
REVIEW	P.M.B.	25AUG11			

FIGURE 10



O:\Active\2010\1427\10-1427-0020 Stornoway\3040 - PKC-Waste Rock-Overburden Facility Design\2-November 2011 Update of BCS



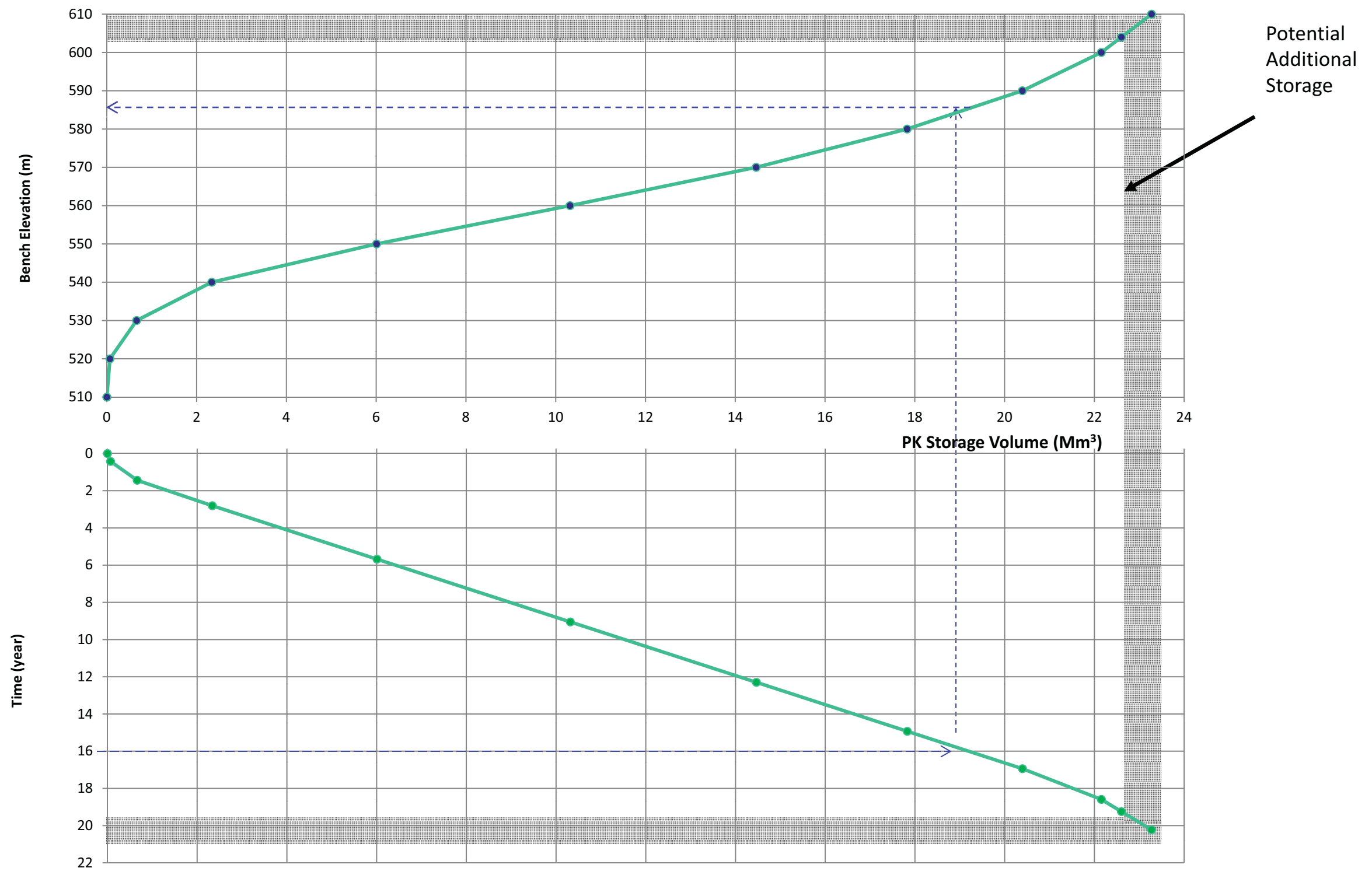
Notes on How to Read the Storage Capacity Curve:

1. Start with time. (For this example, use 10 years)
2. Project a line horizontally until it intersects with the time vs. storage volume curve. (approximately 9.8 Mm³)
3. At the intersection point from Step 2), project a line vertically until it intersects with the elevation vs. storage curve).
4. At the intersection point from Step 3), project a line horizontally to the y-axis. (approximately EL. 559 m).
5. Therefore, at 10 years the PKC Facility has an estimated cumulative storage of 9.8 Mm³ at elevation EL. 559 m.

PROJECT		RENARD PROJECT	
		LES DIAMANTS STORNOWAY (CANADA) INC	
		QUÉBEC, CANADA	
TITLE			
STORAGE CAPACITY CURVE			
BFS SCENARIO			
PROJECT No. 10-1427-0020		PHASE No. 3040	
DESIGN	DYH	08NOV11	SCALE NTS REV.1
CADD	DYH	08NOVP1	
CHECK	PMB	10NOV11	FIGURE 11
REVIEW	PMB	10NOV11	



O:\Active\2010\1427\10-1427-0020 Stornoway\3040 - PKC-Waste Rock-Overburden Facility Design\2-November 2011 Update of BCS



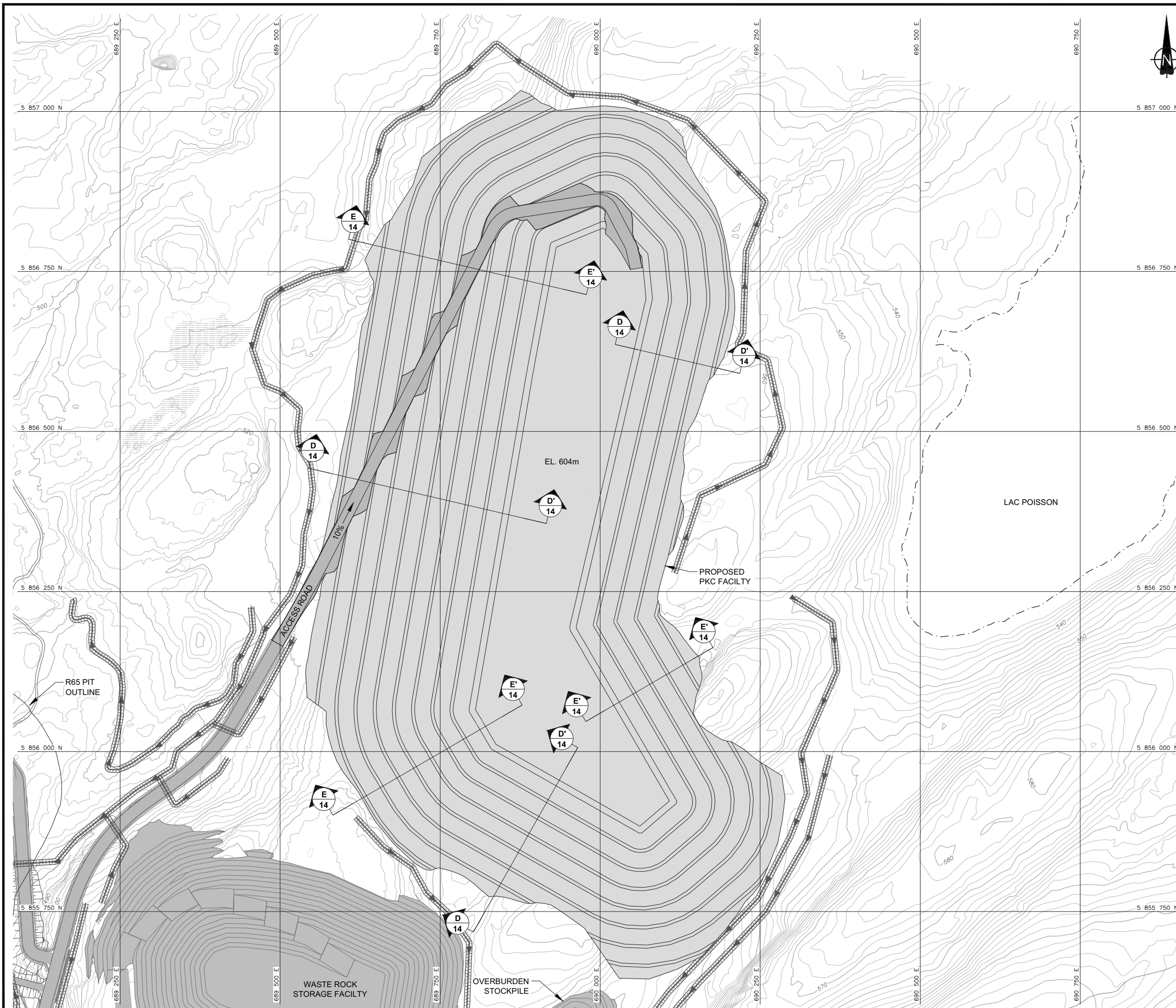
Notes on How to Read the Storage Capacity Curve:

- 1.Start with time. (For this example, use 16 years)
- 2.Project a line horizontally until it intersects with the time vs. storage volume curve. (approximately 18.9 Mm³)
- 3.At the intersection point from Step 2), project a line vertically until it intersects with the elevation vs. storage curve).
- 4.At the intersection point from Step 3), project a line horizontally to the y-axis. (approximately EL. 584 m).
- 5.Therefore, at 12 years the PKC Facility has an estimated cumulative storage of 18.9 Mm³ at elevation EL. 584 m.

PROJECT		RENARD PROJECT	
DESIGN		LES DIAMANTS STORNOWAY (CANADA) INC	
CADD		QUÉBEC, CANADA	
TITLE			
STORAGE CAPACITY CURVE			
BCS SCENARIO			
PROJECT No. 10-1427-0020		PHASE No. 3040	
DESIGN	DYH	08NOV11	SCALE NTS REV.1
CADD	DYH	08NOV11	
CHECK	PMB	10NOV11	FIGURE 12
REVIEW	PMB	10NOV11	



Drawing File: M:\Active\Year 2010\1427\10-1427-0020\Drafting\Phase 3040\CAD\1014270020_3040-13.dwg Tuesday, November 08, 2011 11:53:34 AM By: EAbella

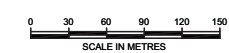


LEGEND

- MAJOR 10m CONTOUR INTERVAL
- MINOR 2m CONTOUR INTERVAL
- APPROXIMATE LAC POISSON SHORELINE LOCATION
- COLLECTION DITCH

REFERENCE

1. BASE PLAN PROVIDED BY LES DIAMANTS STORNOWAY (CANADA) INC.
2. PROPOSED SITE INFRASTRUCTURE, STOCKPILES, PITS, ETC., PROVIDED BY SNC-LAVALIN INC.



△	10NOV2011	W.D.	REVISED BCS	E.A.	W.D.	P.M.B.
△	07OCT2011	W.D.	REVISED BFS AND PLANT SITE	E.A.	W.D.	P.M.B.
△	06JUL2011	C.M.	REVISED MINING SCHEDULES	J.H.	-	-
△	13MAY2011	C.M.	ISSUED FOR DRAFT	J.S.D.	-	-
REV	DATE	DES	REVISION DESCRIPTION	CADD	CHK	RVW

PROJECT **LES DIAMANTS STORNOWAY (CANADA)
RENARD PROJECT
QUÉBEC, CANADA**

TITLE **INSTRUMENTATION PLAN VIEW**

	PROJECT No.	10-1427-0020	PHASE	3040	TASK	1000
	DESIGN	C.M.	13MAY11	FILE No.	1014270020_3040-13	
	CADD	J.S.D.	13MAY11	SCALE	AS SHOWN	REV. 1
	CHECK	C.M.	25AUG11			
REVIEW	P.M.B.	25AUG11	FIGURE 13			

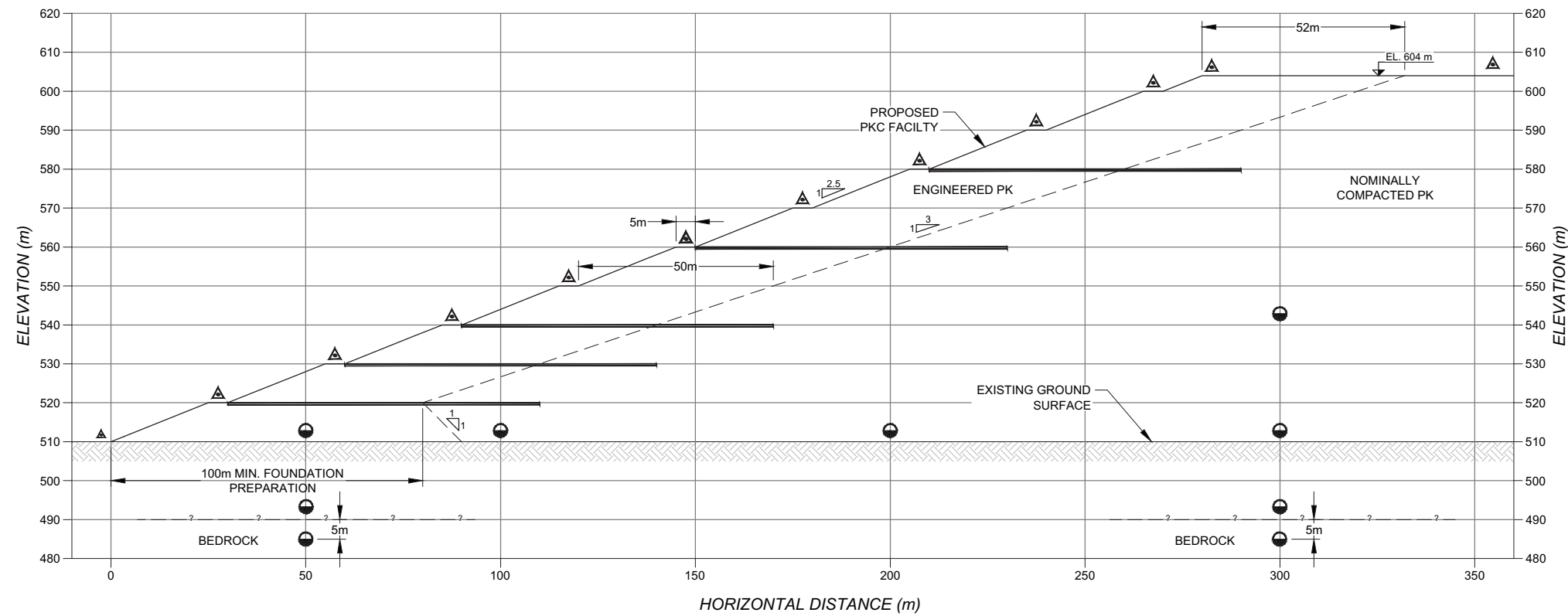
Drawing File: M:\Active\Year 2010\1427\10-1427-0020\Drafting\Phase 3040\CAD\1014270020_3040-14.dwg Tuesday, November 08, 2011 4:55:47 PM By: EAbella

LEGEND

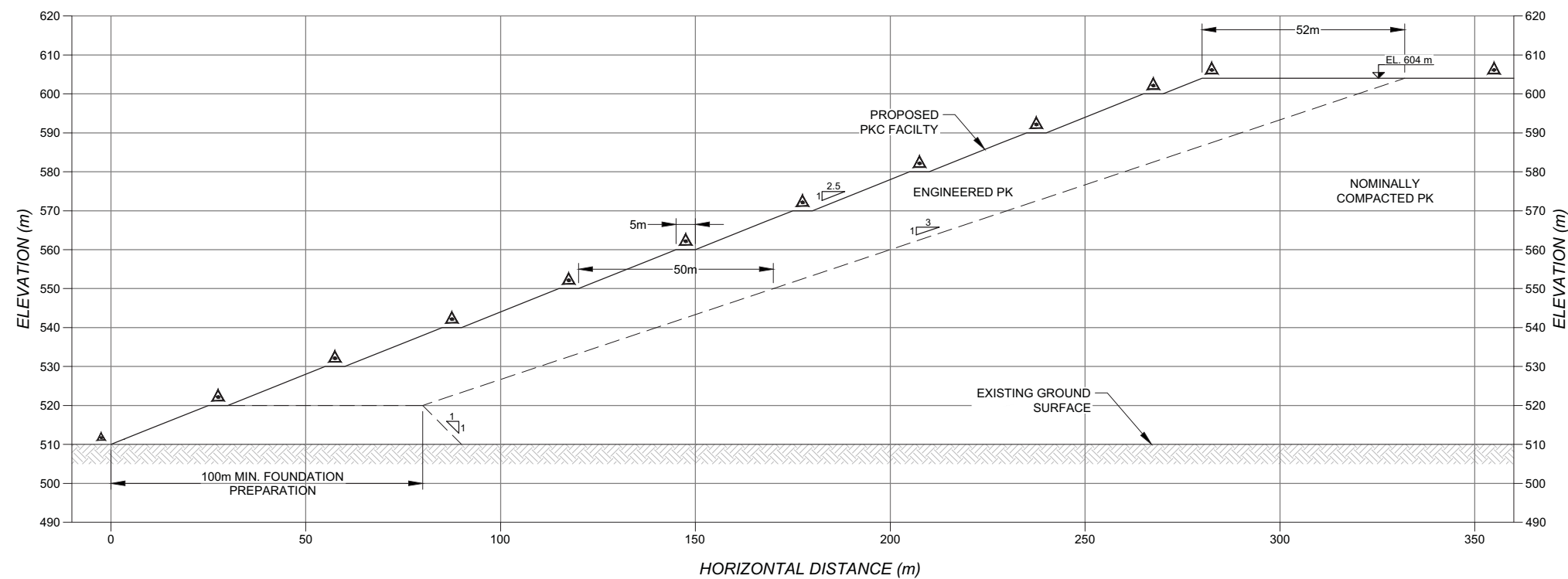
- PIEZOMETER LOCATION
- THERMISTOR LOCATION
- SURVEY MONUMENT LOCATION

REFERENCE

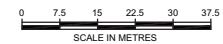
1. BASE PLAN PROVIDED BY LES DIAMANTS STORNOWAY (CANADA) INC.
2. PROPOSED SITE INFRASTRUCTURE, STOCKPILES, PITS, ETC., PROVIDED BY SNC-LAVALIN INC.



D
13 **TYPICAL CROSS-SECTION D-D'**



E
13 **TYPICAL CROSS-SECTION E-E'**



REV	DATE	DES	REVISION DESCRIPTION	E.A.	CHK	RVW
△	10NOV2011	W.D.	REVISED BCS	E.A.	W.D.	P.M.B.
△	07OCT2011	W.D.	REVISED BFS AND PLANT SITE	E.A.	W.D.	P.M.B.
△	06JUL2011	C.M.	REVISED MINING SCHEDULES	J.H.	-	-
△	12APR2011	C.M.	DESCRIPTION - ISSUED FOR REVIEW	E.A.	-	-

PROJECT **LES DIAMANTS STORNOWAY (CANADA)
RENARD PROJECT
QUÉBEC, CANADA**

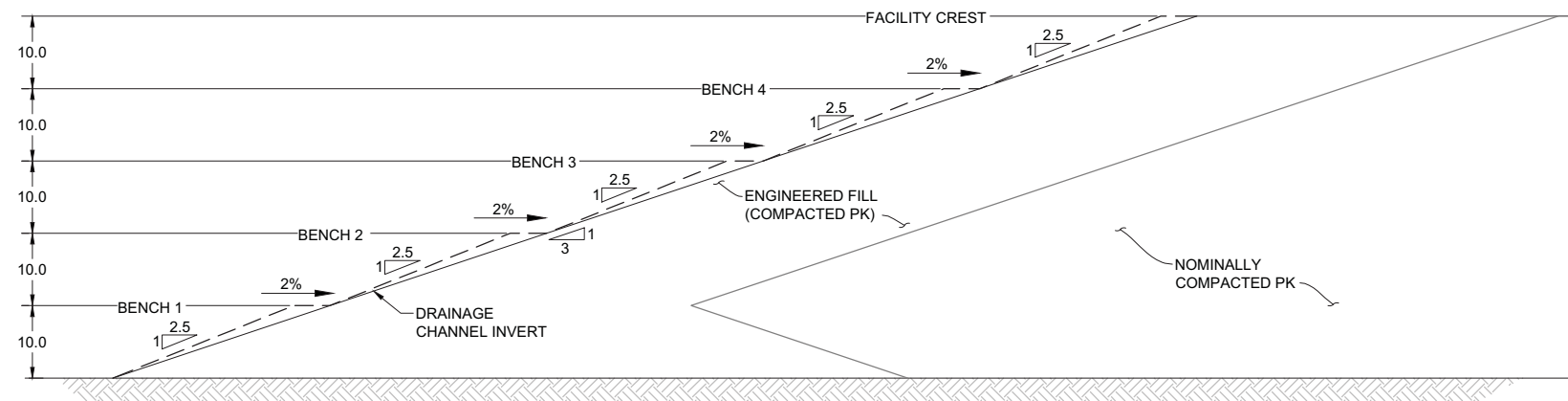
TITLE **TYPICAL INSTRUMENTATION
CROSS-SECTIONS**

	PROJECT No.	10-1427-0020	PHASE	3040	TASK	1000
	DESIGN	C.M.	28MAR11	FILE No.	1014270020_3040-14	
	CADD	E.A.	07MAR11	SCALE	AS SHOWN	REV. 1
	CHECK	C.M.	25AUG11	FIGURE 14		
	REVIEW	P.M.B.	25AUG11			

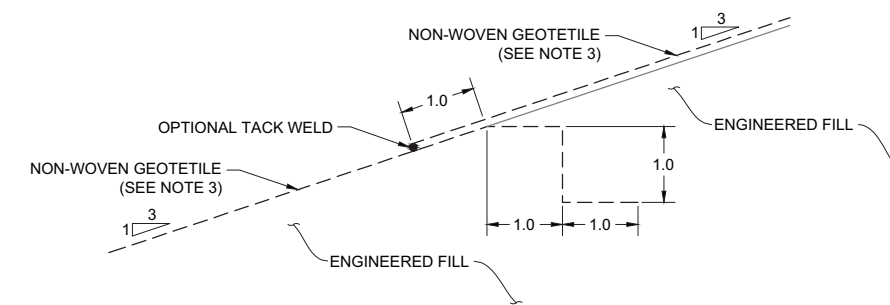
Drawing File: M:\Active\Year 2010\1427\10-1427-0020\Drafting\Phase 3040\CAD\1014270020_3040-15.dwg Thursday, October 06, 2011 12:19:29 PM By: EAbella

NOTES

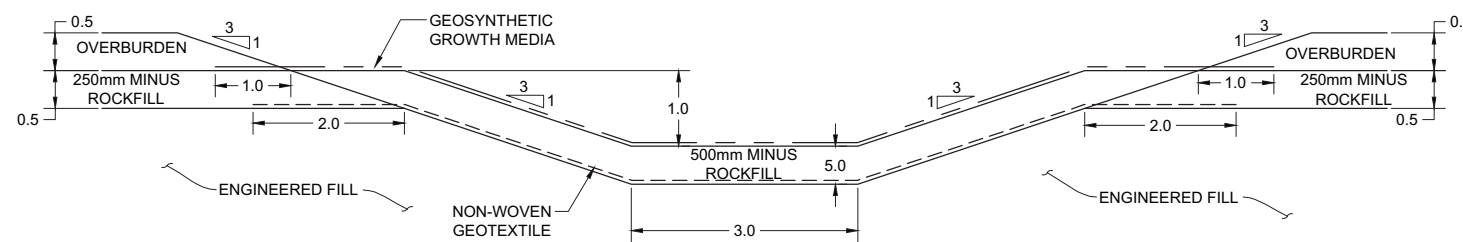
1. ALL UNITS ARE IN METRES UNLESS NOTED OTHERWISE.
2. OVERBURDEN SURFACE AND SURFACE OF GEOSYNTHETIC GROWTH MEDIA TO BE VEGETATED (SPECIFIED BY OTHERS).
3. ADD 0.5m LAYER OF 500mm MINUS ROCKFILL AND GEOSYNTHETIC GROWTH MEDIA.




DRAINAGE CHANNEL - PROFILE



ANCHOR TRENCH AND OVERLAP



DRAINAGE CHANNEL - CROSS-SECTION



REV	DATE	DES	REVISION DESCRIPTION	CADD	CHK	RVW
△	10NOV2011	W.D.	REVISED BCS	E.A.	W.D.	P.M.B.
△	07OCT2011	W.D.	REVISED BFS AND PLANT SITE	E.A.	W.D.	P.M.B.
△	06JUL2011	C.M.	REVISED MINING SCHEDULES	J.S.D.	-	-
△	30MAY2011	P.M.B.	ISSUED FOR DRAFT	J.D.	-	-

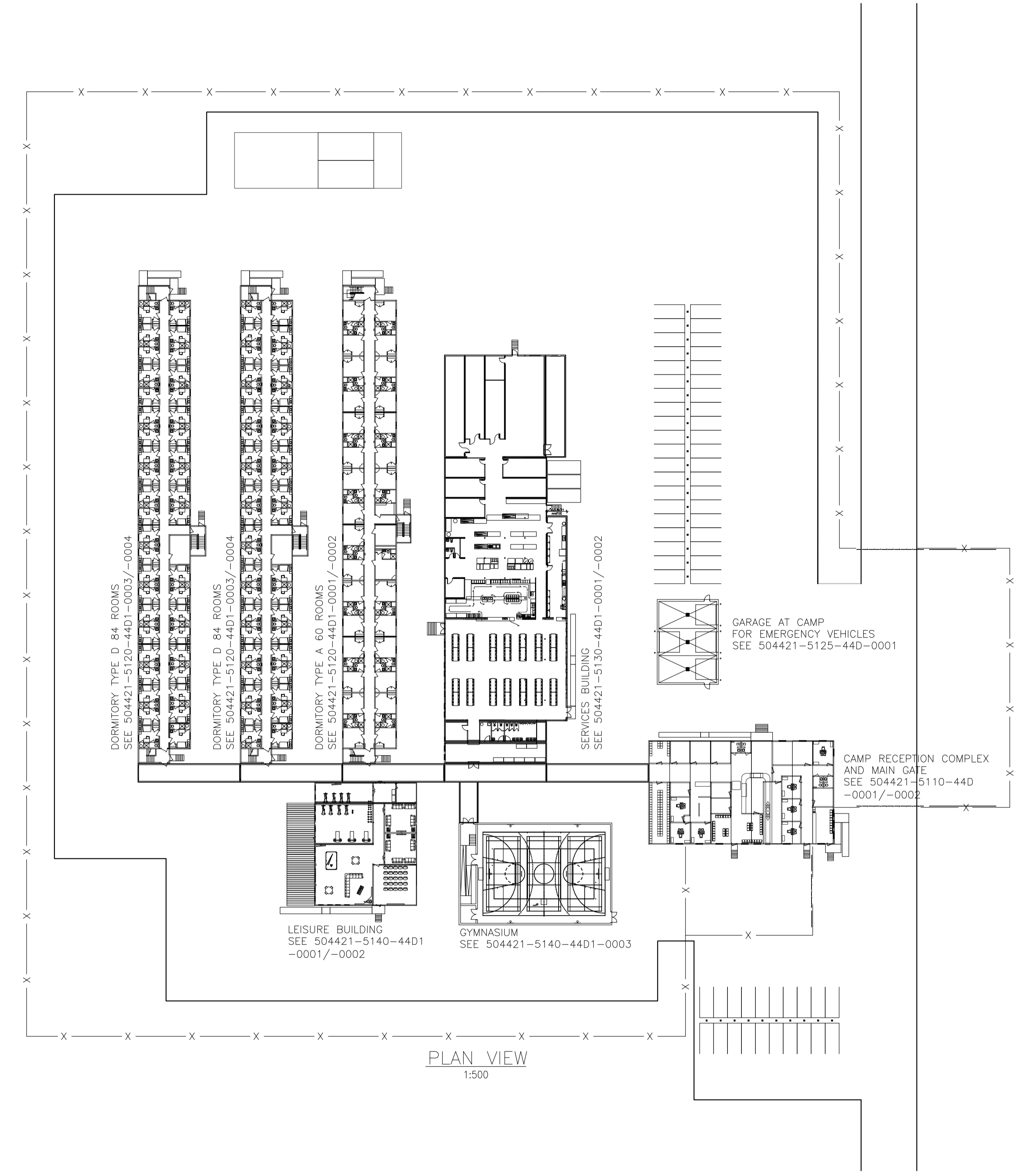
PROJECT: **LES DIAMANTS STORNOWAY (CANADA)
RENARD PROJECT
QUÉBEC, CANADA**

TITLE: **DRAINAGE CHANNEL
DETAILS**



PROJECT No.	10-1427-0020	PHASE	3040	TASK	1000
DESIGN	C.M.	09MAY11	FILE No.	1014270020_3040-15	
CADD	J.S.D.	09MAY11	SCALE	AS SHOWN	REV. 0
CHECK	C.M.	25AUG11	FIGURE 15		
REVIEW	P.M.B.	25AUG11			

**ACCOMMODATION AND SERVICES COMPLEX
AND ANCILLARY FACILITIES**



PLAN VIEW
1:500

LAST SAVE: 2011/04/05 - 2:32pm
PATH: R:\504421\4_Architectural\504421-5100-44D1-0001-01.dwg

ISSUE REGISTER		ISSUE REGISTER		REVISION REGISTER		REVISION REGISTER		No		REFERENCE DRAWINGS NUMBER							
ISSUE No	REV.	DATE (Y/M/D)	PURPOSE OF ISSUE	TRANSMISSION LETTER No	ISSUE No	REV.	DATE (Y/M/D)	PURPOSE OF ISSUE	TRANSMISSION LETTER No	No	REVISION DESCRIPTION	DATE (Y/M/D)	INITIALS: * DESIGNED ** APPROVED	No	REVISION DESCRIPTION	DATE (Y/M/D)	INITIALS: * DESIGNED ** APPROVED
04	01	2011/03/05	FOR BID														
03	00	2011/03/22	FOR BID														
02	PB	2011/02/11	FOR CLIENT REVIEW & COMMENT														
01	PA	2011/02/10	FOR INTERNAL COORDINATION														

PROFESSIONAL SEAL

SNC-LAVALIN
465, René-Lévesque Blvd. West
Montreal (Québec) Canada H2Z 1Z3

OUTLAND CAMPS

PREPARATION APPROVAL

DESIGNED G.B. DISCIPLINE ENGINEER

DRAWN F.R. ENGINEERING MANAGER

CHECKED M.L. PROJECT MANAGER

DATE 2011/02/10 CLIENT

SCALE 1:500

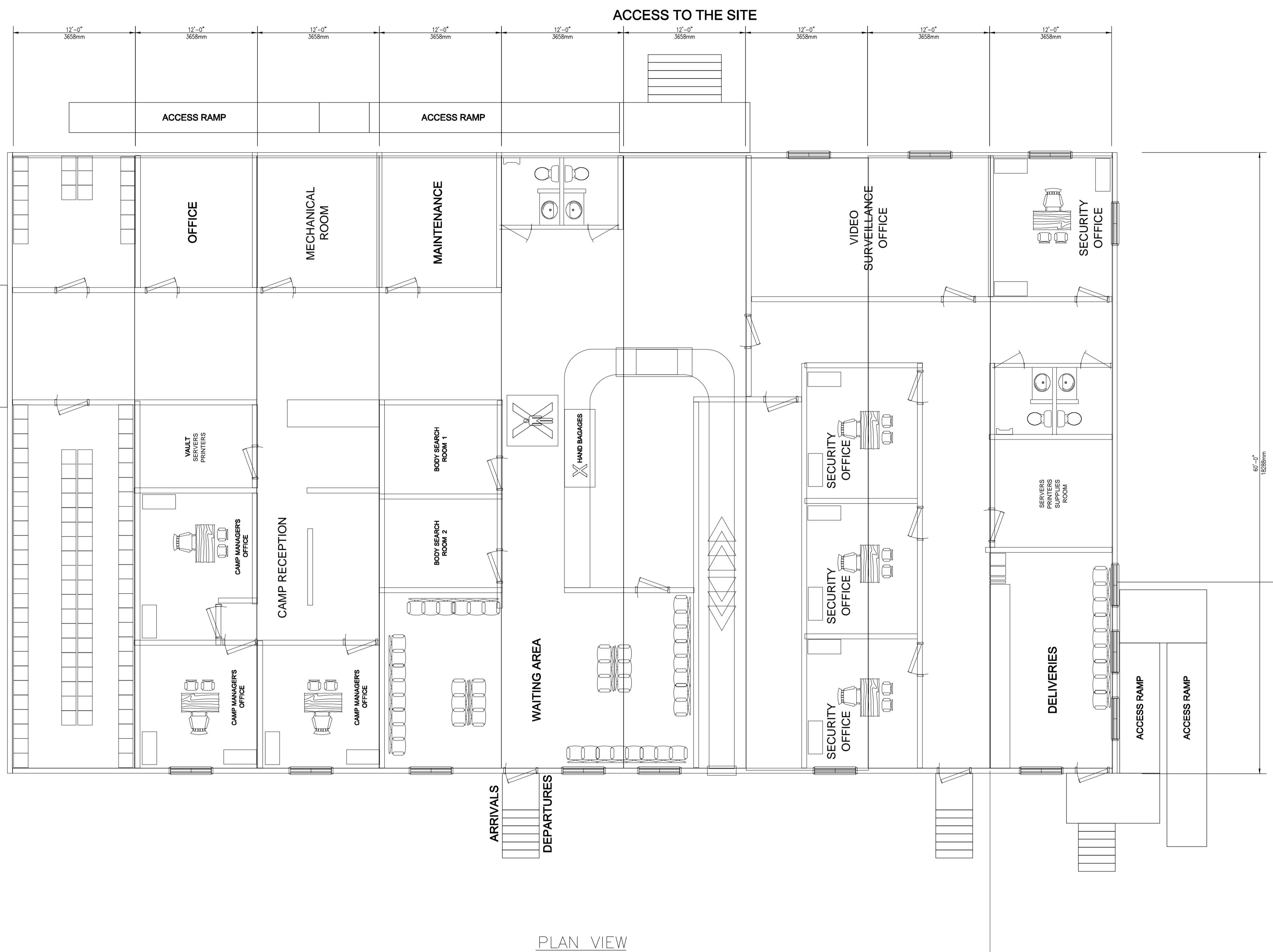
CLIENT		stornoway <small>(Canada) Inc.</small>	
PROJECT		RENARD PROJECT	
TITLESITE UTILITIES AND INFRASTRUCTURES CAMP RECEPTION COMPLEX, PERMANENT ACCOMMODATION, SERVICES AND LEISURE BUILDINGS LAYOUT			
PROJECT No	SUBDIVISION	SUBJECT	SERIAL
504421	5100	44 D1	0001
			01

D

C

B

A



PLAN VIEW
1:75

ISSUE No	REV.	DATE (Y/M/D)	PURPOSE OF ISSUE	TRANSMISSION LETTER No	ISSUE No	REV.	DATE (Y/M/D)	PURPOSE OF ISSUE	TRANSMISSION LETTER No	No	REVISION DESCRIPTION	DATE (Y/M/D)	INITIALS: * DESIGNED ** APPROVED	No	REVISION DESCRIPTION	DATE (Y/M/D)	INITIALS: * DESIGNED ** APPROVED	No	REFERENCE DRAWINGS NUMBER
03	00	2011/04/05	FOR BID																
02	PB	2011/02/11	FOR CLIENT REVIEW & COMMENT																
01	PA	2011/02/10	FOR INTERNAL COORDINATION																

PROFESSIONAL SEAL

SNC-LAVALIN
465, René-Lévesque Blvd. West
Montreal (Québec) Canada H2Z 1Z3

PREPARATION
DESIGNED R.B.
DRAWN M.-P.T.
CHECKED G.B./M.L. *G.B.*

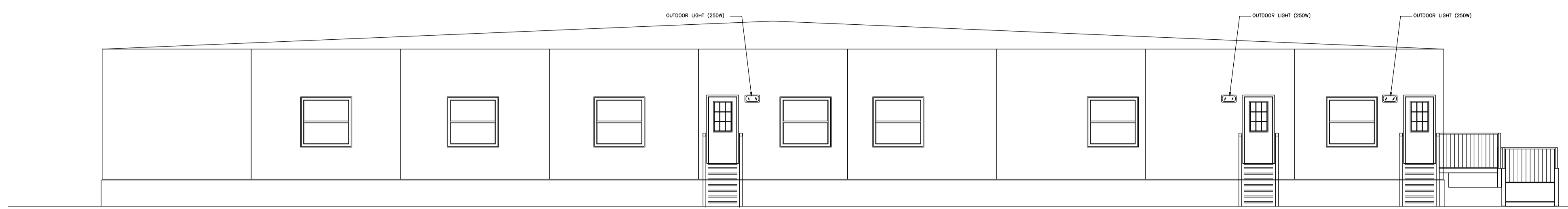
DATE 2011/02/10
SCALE AS SHOWN



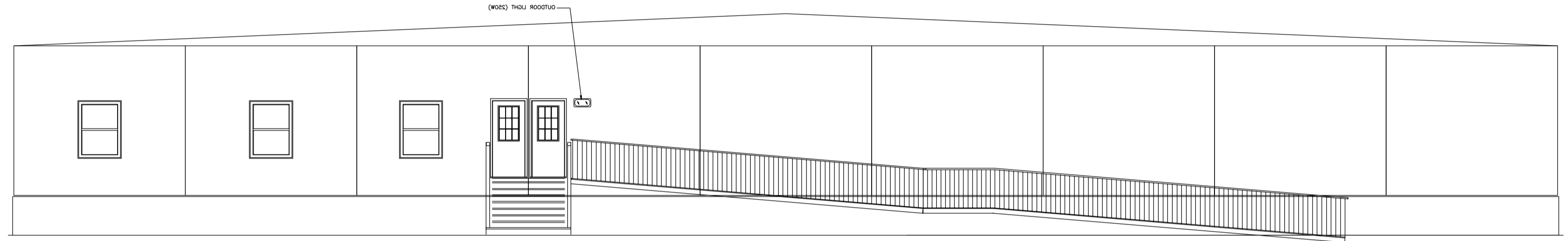
APPROVAL
DISCIPLINE ENGINEER
ENGINEERING MANAGER
PROJECT MANAGER
CLIENT

CLIENT					
PROJECT	RENARD PROJECT				
TITLE	ON-SITE UTILITIES AND INFRASTRUCTURES CAMP RECEPTION COMPLEX PLAN VIEW				
PROJECT No	SUBDIVISION	SUBJECT	SERIAL	REV.	
504421	5110	44 D1	0001	00	

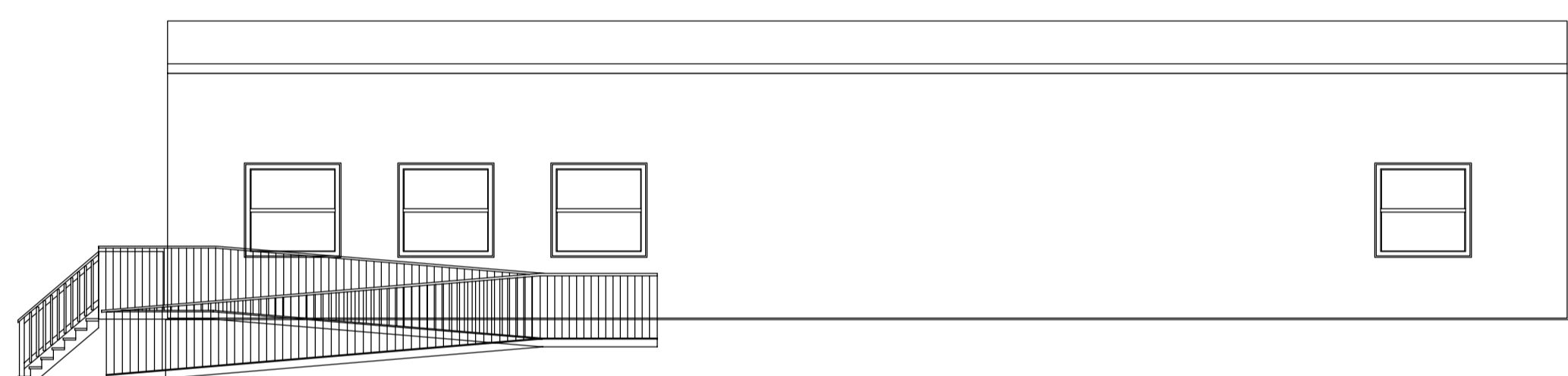
LAST SAVE: 2011/04/07 - 1:59pm
PATH: R:\504421\4_Architectural\Emissions\2011-04-05 - Issued for BID\504421-5110-44D1-0001-00.dwg



LEFT ELEVATION
1:75



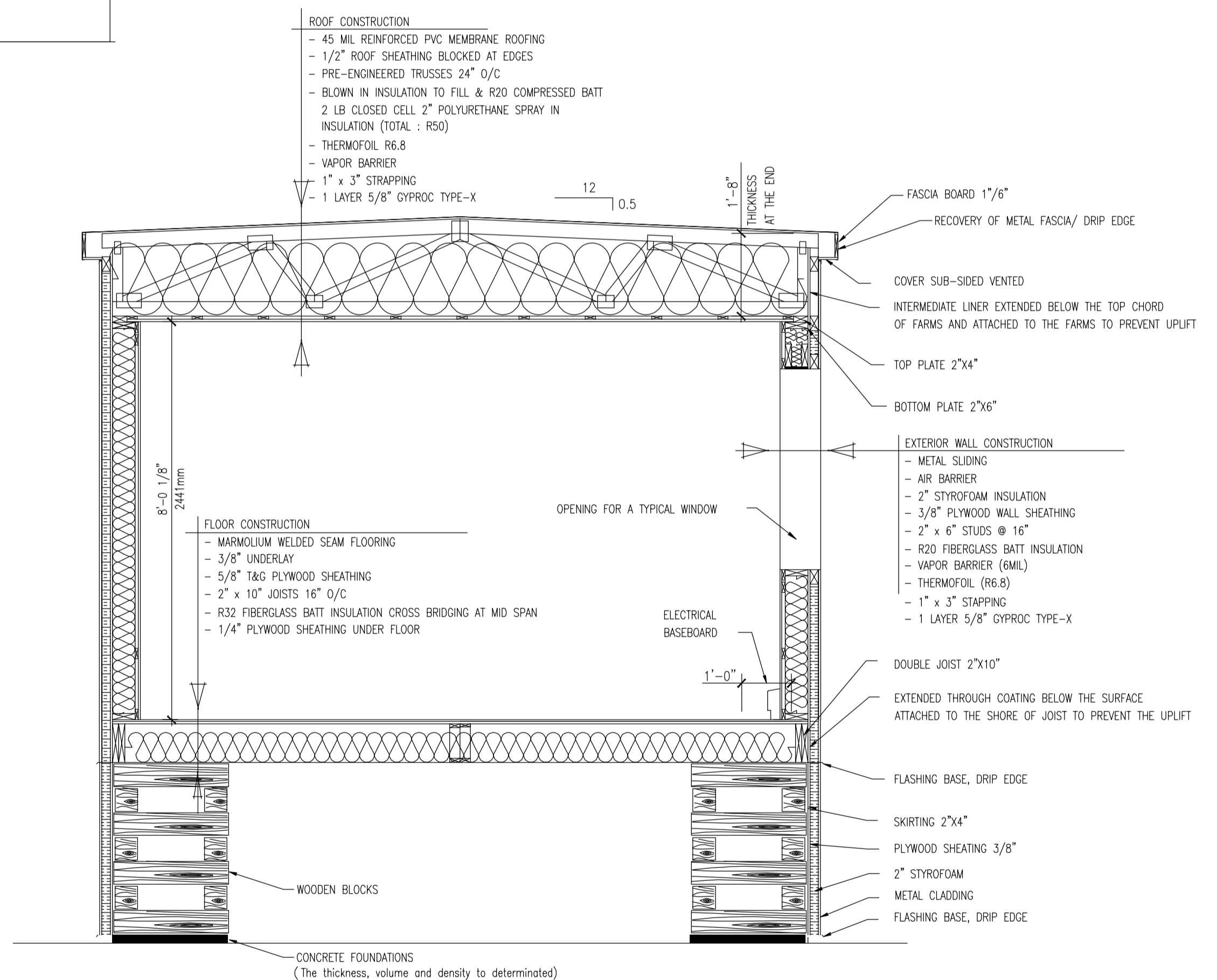
RIGHT ELEVATION
1:75



FRONT ELEVATION
1:75



REAR ELEVATION
1:75



SECTION
1:25

ISSUE No	REV.	DATE (Y/M/D)	PURPOSE OF ISSUE	TRANSMISSION LETTER No	ISSUE No	REV.	DATE (Y/M/D)	PURPOSE OF ISSUE	TRANSMISSION LETTER No	No	REVISION DESCRIPTION	DATE (Y/M/D)	INITIALS	No	REVISION DESCRIPTION	DATE (Y/M/D)	INITIALS	No	REFERENCE DRAWINGS NUMBER
04	01	2011/03/05	FOR BID																
03	00	2011/03/22	FOR BID																
02	PB	2011/02/11	FOR CLIENT REVIEW & COMMENT																
01	PA	2011/02/10	FOR INTERNAL COORDINATION																

PROFESSIONAL SEAL

SNC-LAVALIN
465, René-Lévesque Blvd. West
Montréal (Québec) Canada H2Z 1Z3

OUTLAND CAMPS

CLIENT: **stornoway** (CNS&S) INC.

PROJECT: **RENARD PROJECT**

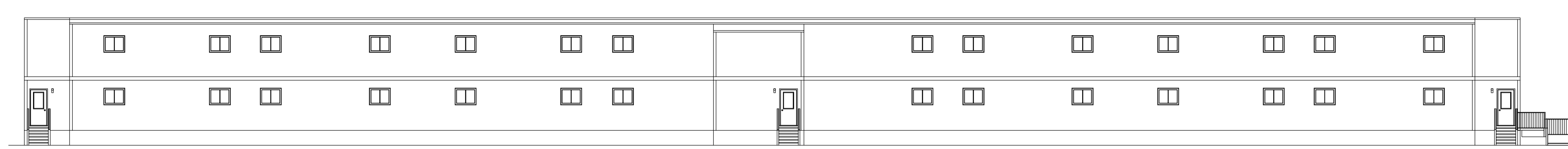
TITLE: **ON-SITE UTILITIES AND INFRASTRUCTURES CAMP RECEPTION COMPLEX ELEVATIONS AND SECTION**

DESIGNED R.B.	DISCIPLINE ENGINEER
DRAWN M.-P.T.	ENGINEERING MANAGER
CHECKED G.B./M.L.	PROJECT MANAGER
DATE 2011/02/10	CLIENT

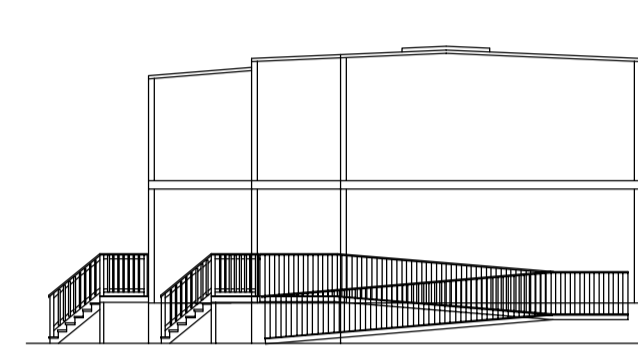
PROJECT No	SUBDIVISION	SUBJECT	SERIAL	REV.
504421	5110	44 D1	0002	01

504421A1HEN - FRAME A1 HORIZONTAL ENGLISH

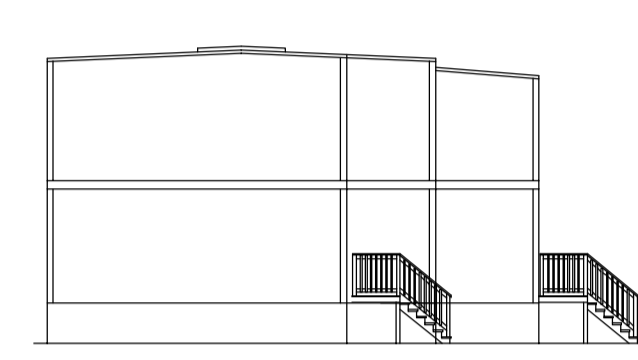
LAST SAVE: 2011/04/05 - 2:34pm
PATH: R:\504421\44_Architectural\504421-5110-44D1-0002-01.dwg



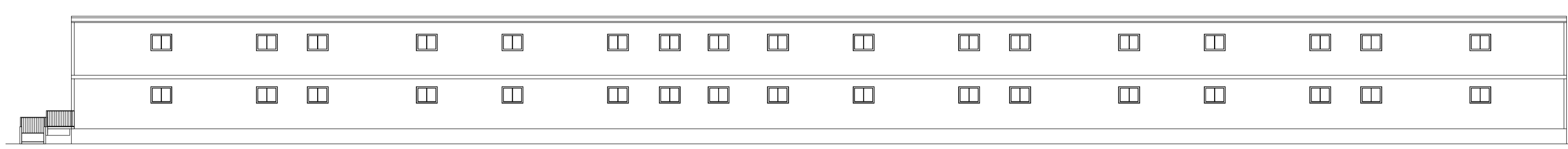
FRONT ELEVATION
1:150



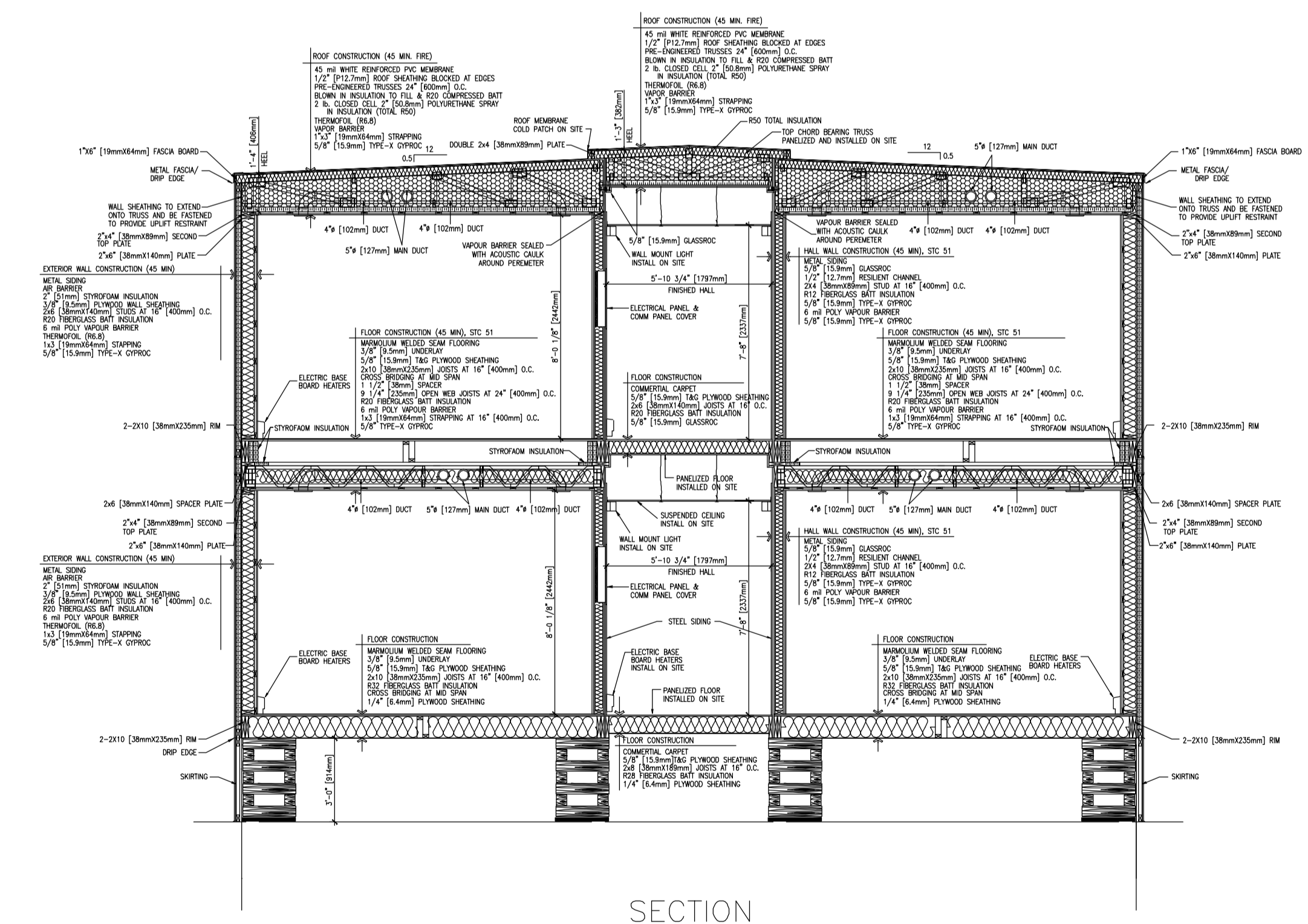
RIGHT ELEVATION
1:150



LEFT ELEVATION
1:150



REAR ELEVATION
1:150



SECTION
1:50

ISSUE REGISTER		ISSUE REGISTER		REVISION REGISTER		REVISION REGISTER		No		REFERENCE DRAWINGS NUMBER					
ISSUE No	REV.	DATE (Y/M/D)	PURPOSE OF ISSUE	TRANSMISSION LETTER No	ISSUE No	REV.	DATE (Y/M/D)	PURPOSE OF ISSUE	TRANSMISSION LETTER No	No	REVISION DESCRIPTION	DATE (Y/M/D)	No	REVISION DESCRIPTION	DATE (Y/M/D)
03	00	2011/03/22	FOR BID												
02	PB	2011/02/11	FOR CLIENT REVIEW & COMMENT												
01	PA	2011/02/10	FOR INTERNAL COORDINATION												

PROFESSIONAL SEAL

SNC-LAVALIN
455, René-Lévesque Blvd. West
Montreal (Québec) Canada H2Z 1Z3

OUTLAND CAMPS

stornoway
(CORNEIS) INC.

CLIENT: RENARD PROJECT

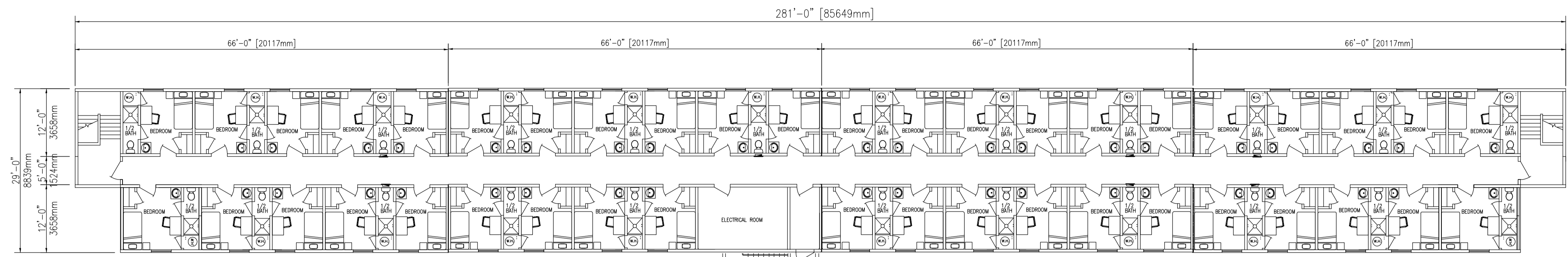
PROJECT: TITLE SITE UTILITIES AND INFRASTRUCTURES PERMANENT ACCOMMODATION BUILDING DORMITORY TYPE A LAYOUT ELEVATIONS AND SECTION

DESIGNED	R.B.	DISCIPLINE ENGINEER
DRAWN	M.-P.T.	ENGINEERING MANAGER
CHECKED	G.B./M.L.	PROJECT MANAGER
DATE	2011/02/10	CLIENT

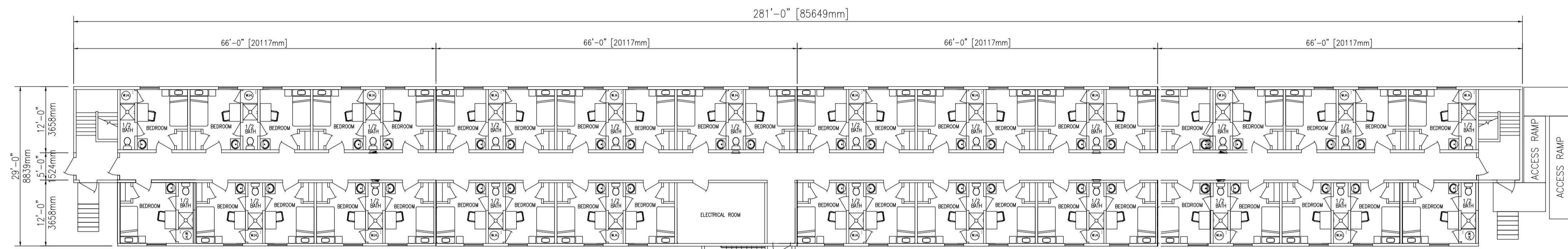
PROJECT No	SUBDIVISION	SUBJECT	SERIAL	REV.
504421	5120	44 / D1	0002	00

504421ATHEN - FRAME AT HORIZONTAL ENGLISH

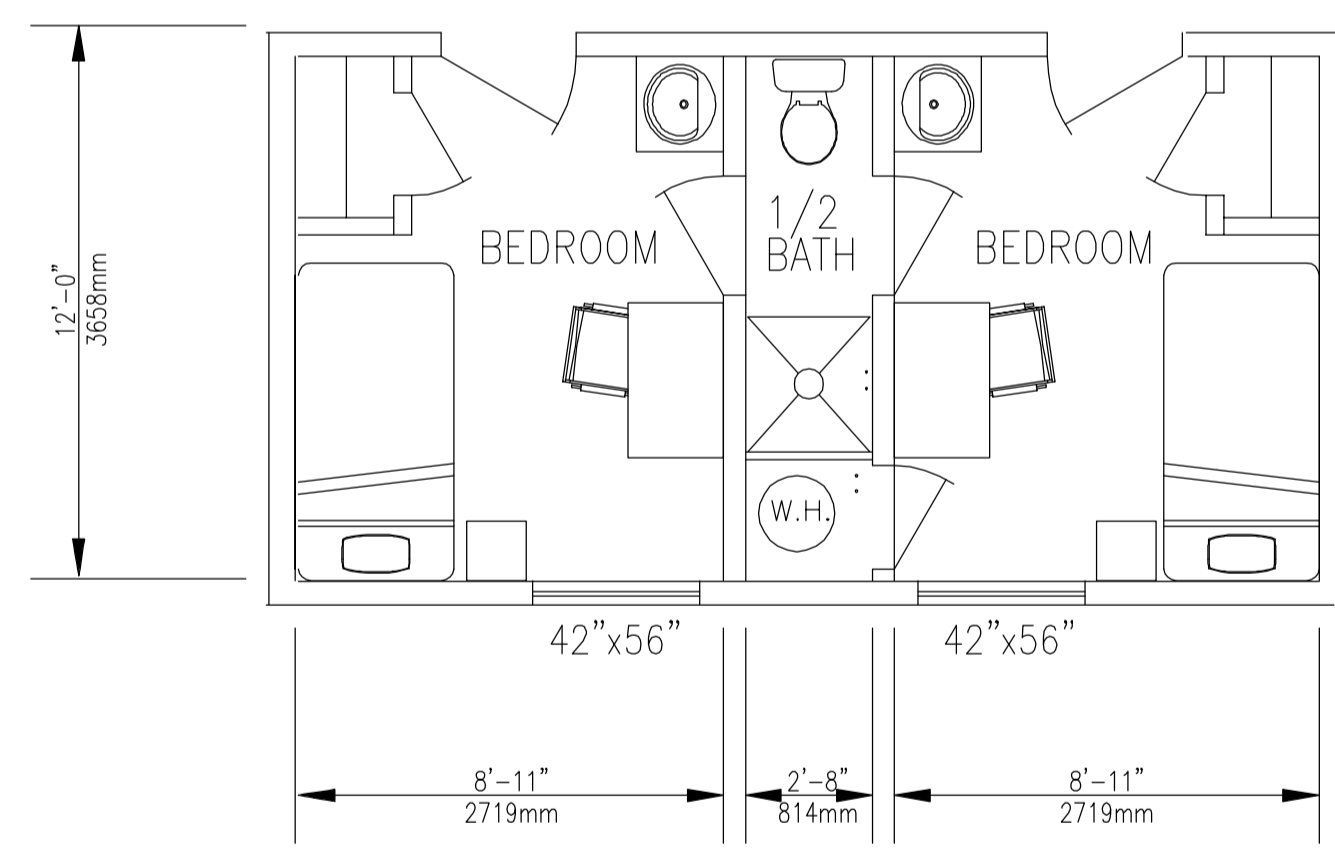
LAST SAVE: 2011/03/22 - 10:24am
PATH: R:\504421\4_Architectural\504421-5120-44D1-0002-00.dwg



SECOND FLOOR PLAN 42 ROOMS
1:150



FIRST FLOOR PLAN 42 ROOMS
1:150

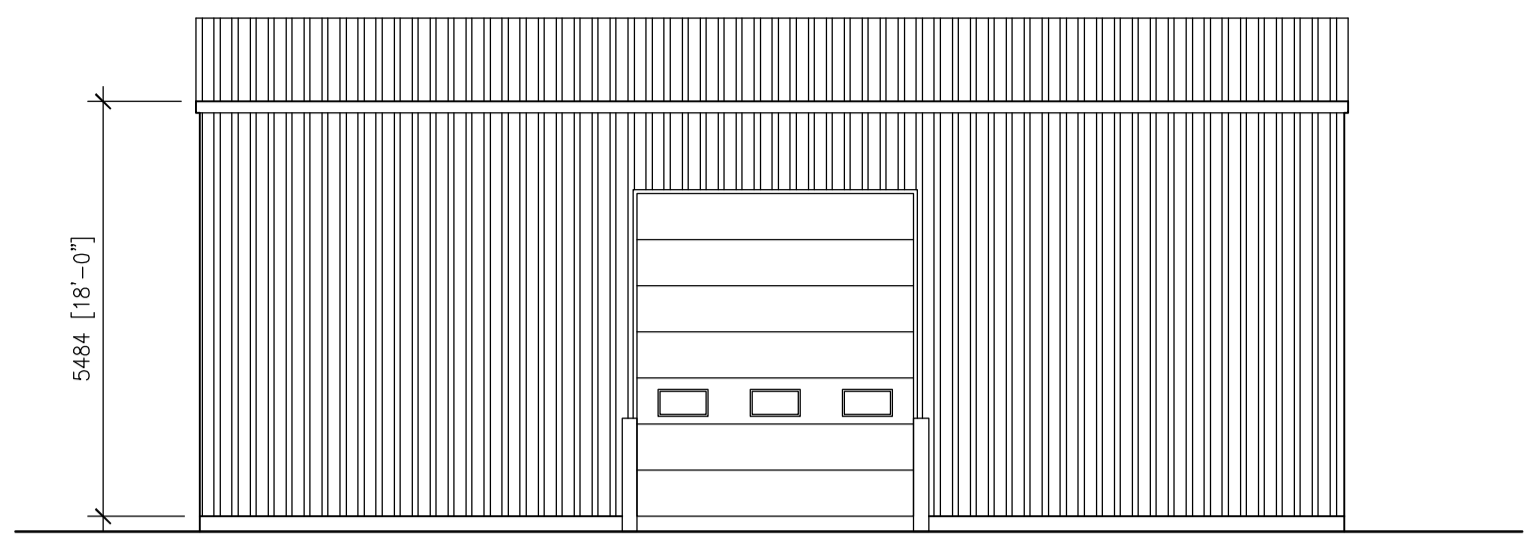


TYPICAL ROOM LAYOUTS
1:50

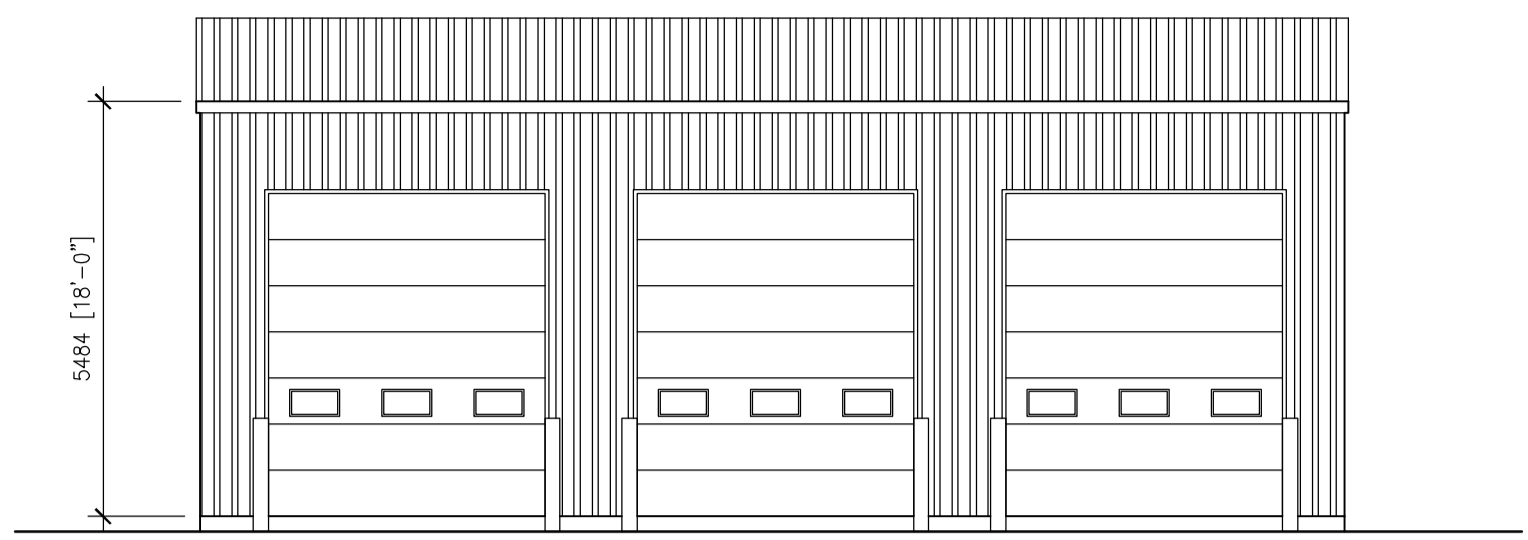
ISSUE REGISTER		ISSUE REGISTER		REVISION REGISTER		REVISION REGISTER		No		REFERENCE DRAWINGS NUMBER	
ISSUE No	REV.	DATE (Y/M/D)	PURPOSE OF ISSUE	TRANSMISSION LETTER No	ISSUE No	REV.	DATE (Y/M/D)	PURPOSE OF ISSUE	TRANSMISSION LETTER No	No	DESCRIPTION
03	00	2011/03/22	FOR BID								
02	PB	2011/02/11	FOR CLIENT REVIEW & COMMENT								
01	PA	2011/02/10	FOR INTERNAL COORDINATION								

PROFESSIONAL SEAL	 SNC-LAVALIN 455, René-Lévesque Blvd. West Montreal (Québec) Canada H2Z 1Z3	 OUTLAND CAMPS	CLIENT RENARD PROJECT
DESIGNED R.B.	PREPARATION	APPROVAL	PROJECT
DRAWN M.-P.T.	CHECKED G.B./M.L.	ENGINEERING MANAGER	TITLE SITE UTILITIES AND INFRASTRUCTURES PERMANENT ACCOMMODATION BUILDING DORMITORY TYPE D LAYOUT PLAN VIEWS
DATE 2011/02/10	SCALE AS SHOWN	CLIENT	PROJECT No: 504421 SUBDIVISION: 5120 SUBJECT: 44 D1 SERIAL: 0003 REV.: 00

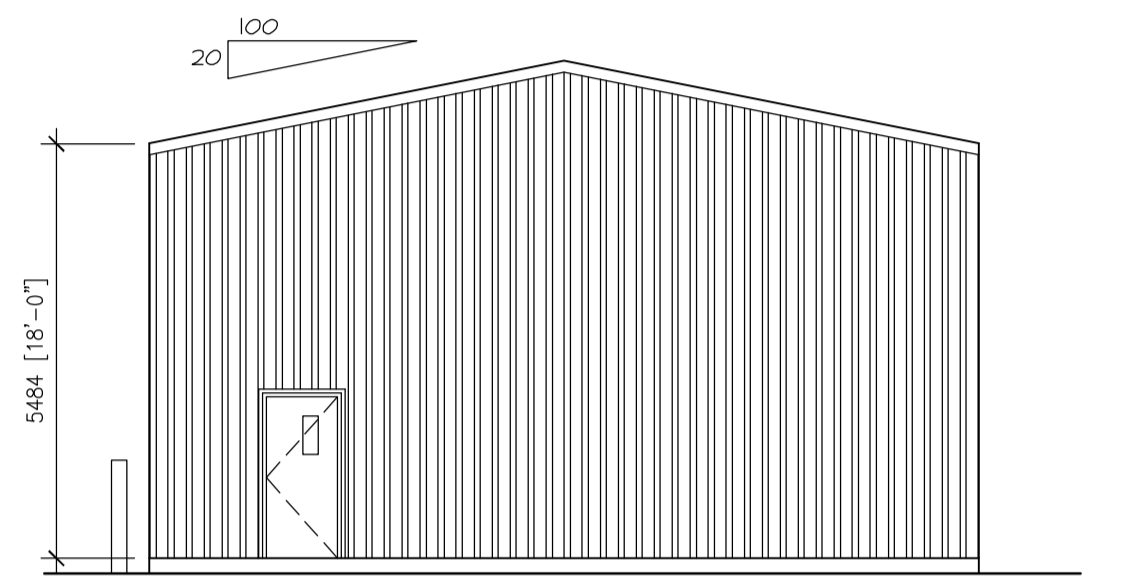
LAST SAVE: 2011/03/22 - 10:25am
 PATH: R:\504421\4_Architectural\504421-5120-44D1-0003-00.dwg



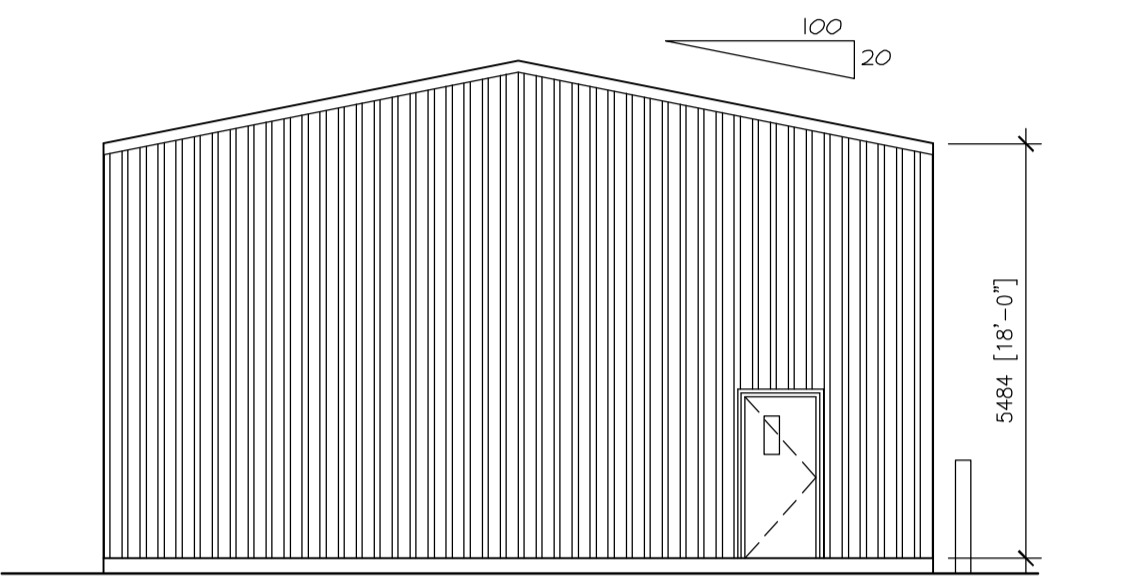
1 ELEVATION 1:100



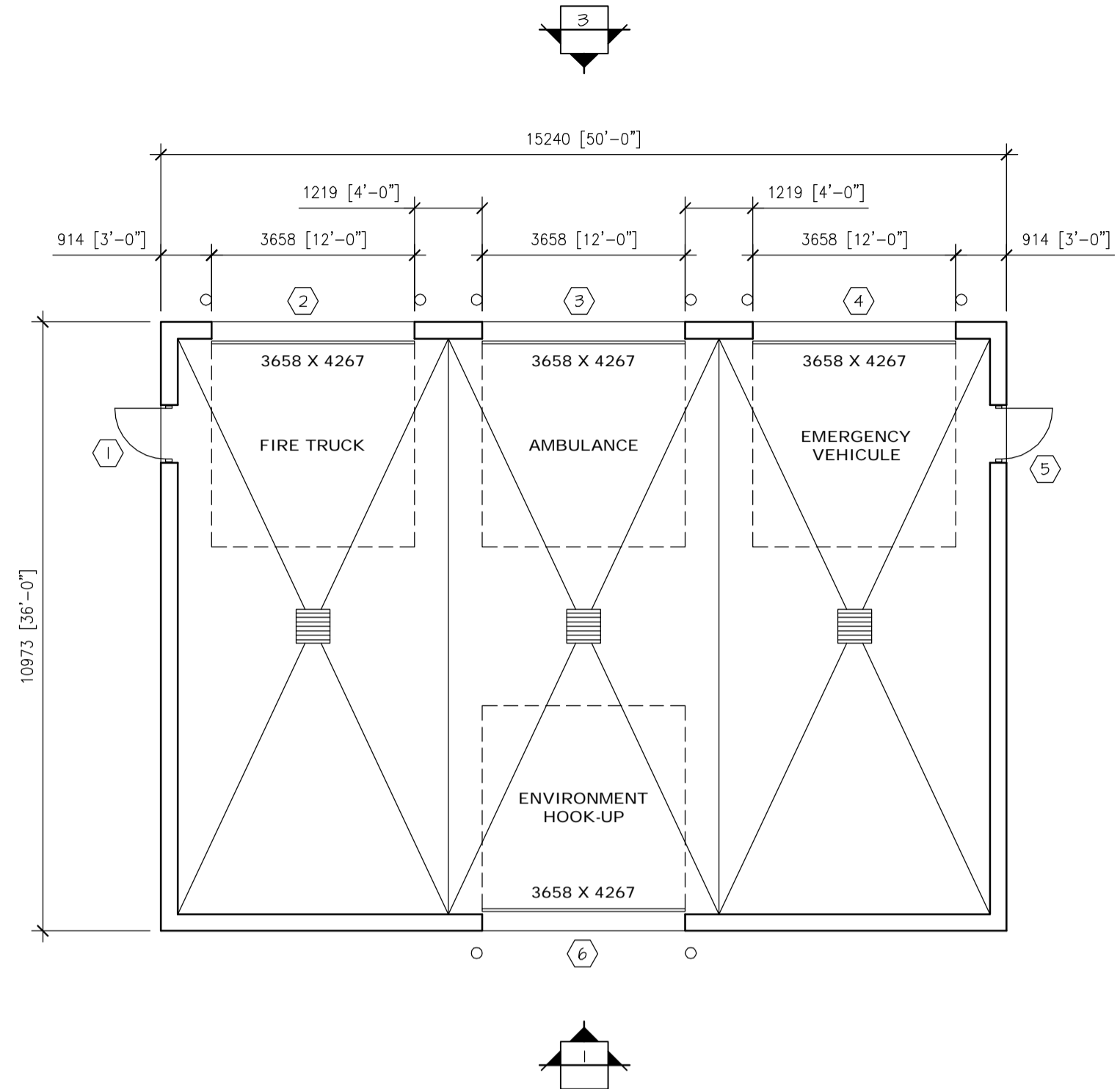
3 ELEVATION 1:100



2 ELEVATION 1:100



4 ELEVATION 1:100

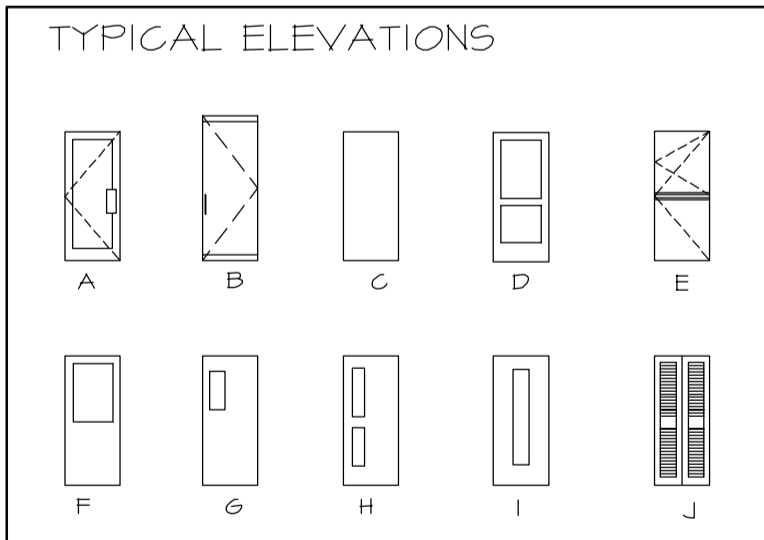


5 1ST FLOOR 1:100

DOORS AND FRAMES REGISTER (1)		DOORS/WINDOWS				GLASS				FRAMES		HARDWARE								NOTE									
NO	DESTINATIONS	FIRE ULC	ELEVATION	TYPICAL	FINISH	THICKNESS	WIDTH	HEIGHT	CONSTRUCTION	PLATE GLASS	INSULATING GLASS	TREMPERED	WIRED	LAMINATED	TEINTED	CONSTRUCTION	FINISH	ELEVATION	NO		HINGES	LOCK	PULL HANDLE	PUSH HANDLE	FOOT PLATE	CLOSER	SOUND PROOF	STOPPER	THRESHOLD
1	EXT. TO FIRE TRUCK		6	P	45	414	2134		HM/IN	●						HM/IN	P		1	●	SI		●	●				AL	●
2	EXT. TO FIRE TRUCK					3658	4267												2										
3	EXT. TO AMBULANCE					3658	4267												3										
4	EXT. TO EMERGENCY VEHICULE					3658	4267												4										
5	EXT. TO EMERGENCY VEHICULE		6	P	45	414	2134		HM/IN	●						HM/IN	P		5	●	SI		●	●			AL	●	
6	EXT. TO ENVIRONMENT HOOK-UP					3658	4267												6										

(1) DOORS AND FRAMES IN EXTERIOR WALL ONLY
SI PANIC EXIT DEVICE WITH ENTRANCE FUNCTION

KEY	
AL	ALUMINUM
HM	HOLLOW METAL
AN	ANODISED
IN	INSULATED
P	PAINT

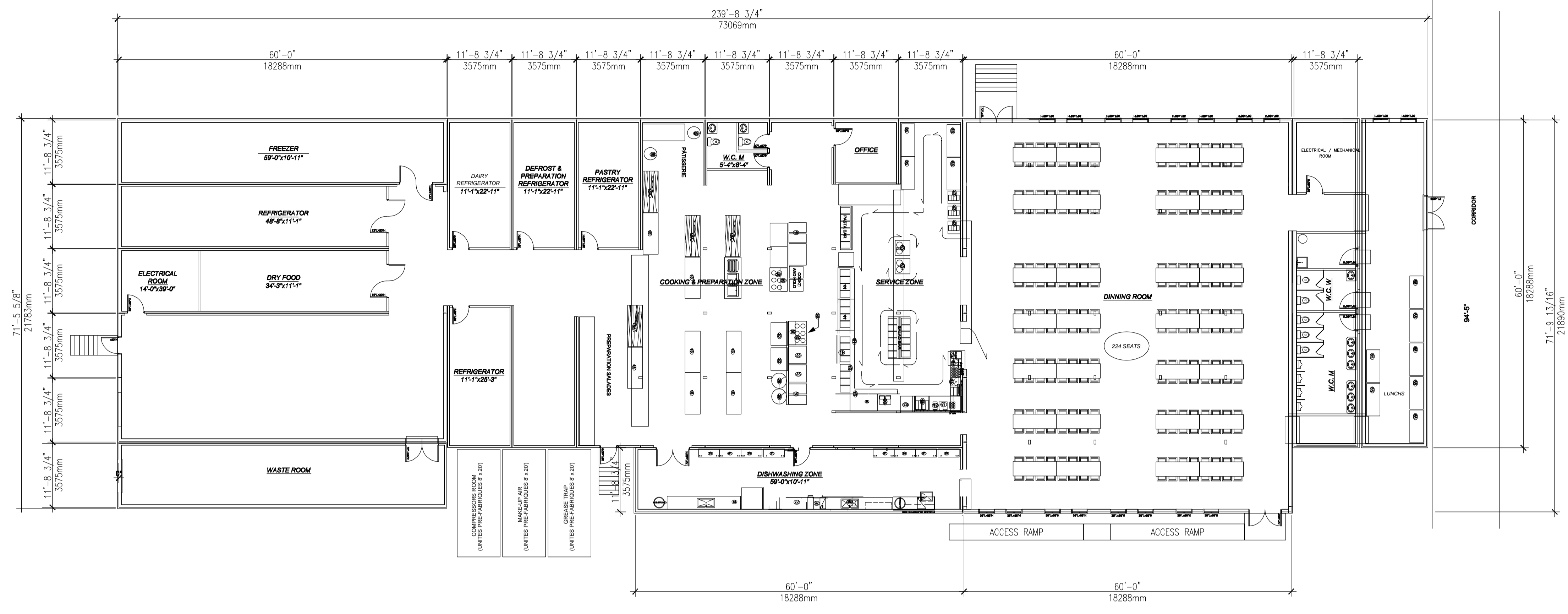


NOTE:
J. MOTORIZED OVERHEAD DOOR

ISSUE REGISTER		ISSUE REGISTER		REVISION REGISTER		REVISION REGISTER		REFERENCE DRAWINGS NUMBER	
ISSUE No	REV.	DATE (Y/M/D)	PURPOSE OF ISSUE	TRANSMISSION LETTER No	ISSUE No	REV.	DATE (Y/M/D)	PURPOSE OF ISSUE	TRANSMISSION LETTER No
03	00	2011/04/18	FOR BID						
02	PB	2011/03/09	FOR CLIENT REVIEW & COMMENT		PB		2011/03/09	B.L. G.B.	
01	PA	2011/03/08	FOR INTERNAL COORDINATION		PA		2011/03/08	B.L. G.B.	

PROFESSIONAL SEAL	 SNC-LAVALIN 465, René-Lévesque Blvd. West Montréal (Québec) Canada H2Z 1Z3	 BOUCHER LACHANCE ARCHITECTES	CLIENT stornoway (Canada) inc.
DESIGNED B.L.	PREPARATION	APPROVAL	PROJECT RENARD PROJECT
DRAWN S.F.	CHECKED G.B./M.L.	DATE 2011/03/08	TITLE ON-SITE UTILITIES AND INFRASTRUCTURES GARAGE AT CAMP FOR EMERGENCY VEHICLES PLAN VIEWS, ELEVATIONS
SCALE AS SHOWN	DATE 2011/03/08	SCALE AS SHOWN	PROJECT No 504421
			SUBDIVISION 5125
			SUBJECT 44 D1
			SERIAL 0001
			REV. 00

LAST SAVE: 2011/04/18 - 8:56am
 PATH: R:\504421\41_Architecture\Emissions\2011-04-18 - Issued for BID\504421-5125-4401-0001-00.dwg



PLAN VIEW
1:150

INITIAL EQUIPMENT LIST	
14	Double sink with left drainer
18	Stainless steel utility counter
21	Oven Combi Therm
22	Convection oven single
23	Convection oven double
25	8 burners stove, double oven
26	Salamander
27	Plate
28	Grills
29	Pot 60 gallons
30	Braisiere 40 gallons
31	Double fryer
36	Exhaust hood 240" profiled
42	Pare Halain table for hot table
43	Dispenser utensils
44	Refrigerated table
45	Hot water distributor
47	Pop pressure distributor
48	Juice machine
49	Double juice fountain
50	Double rotative toaster
51	Cold milk distributor
52	Ice machine self-service
60	Plates Dispenser
64	Cabarets ramp
65	REFrigerator desserts
69	Mixer
75	Dishwasher
77	Exit table
78	Shelves
83	Stainless steel counter with pot and pan sink

ISSUE REGISTER		ISSUE REGISTER		REVISION REGISTER		REVISION REGISTER		No		REFERENCE DRAWINGS NUMBER					
ISSUE No	REV.	DATE (Y/M/D)	PURPOSE OF ISSUE	TRANSMISSION LETTER No	ISSUE No	REV.	DATE (Y/M/D)	PURPOSE OF ISSUE	TRANSMISSION LETTER No	No	REVISION DESCRIPTION	DATE (Y/M/D)	No	REVISION DESCRIPTION	DATE (Y/M/D)
03	00	2011/03/22	FOR BID												
02	PB	2011/02/11	FOR CLIENT REVIEW & COMMENT												
01	PA	2011/02/10	FOR INTERNAL COORDINATION												

PROFESSIONAL SEAL	 SNC-LAVALIN 455, René-Lévesque Blvd. West Montréal (Québec) Canada H2Z 1Z3	 OUTLAND CAMPS	CLIENT	 les diamants stornoway (Canada) inc.
DESIGNED	R.B.	APPROVAL	DISCIPLINE	ENGINEER
DRAWN	M.-P.T.	ENGINEERING MANAGER		
CHECKED	G.B./M.L.	PROJECT MANAGER		
DATE	2011/02/10	CLIENT		
SCALE	AS SHOWN			
PROJECT No		504421	SUBDIVISION	
SUBJECT		44	SERIAL	
REV.		D1	0001	
REV.		00		

LAST SAVE: 2011/03/22 - 11:28am
 PATH: R:\504421\4_H_Architectural\504421-5130-44D1-0001-00.dwg

PROPANE STORAGE TANK
10 980 LITRES (2 900 USWG)

KITCHEN

5130

PLAN VIEW
1:200

LAST SAVE: 2011/04/27 - 12:21 PM
PATH: R:\04421\VG_Mechanical\04421-5130-401-001-00.dwg

ISSUE REGISTER				ISSUE REGISTER				REVISION REGISTER				REVISION REGISTER				REVISION REGISTER				REFERENCE DRAWINGS NUMBER					
ISSUE No	REV.	DATE (Y/M/D)	PURPOSE OF ISSUE	TRANSMISSION LETTER No	ISSUE No	REV.	DATE (Y/M/D)	PURPOSE OF ISSUE	TRANSMISSION LETTER No	No	REVISION DESCRIPTION	DATE (Y/M/D)	**	No	REVISION DESCRIPTION	DATE (Y/M/D)	**	No	REVISION DESCRIPTION	DATE (Y/M/D)	**	No	REVISION DESCRIPTION	DATE (Y/M/D)	**
								INITIALS: * DESIGNED ** APPROVED																	
03	00	2011/04/27	FOR BID																						
02	PB	2011/04/13	FOR CLIENT REVIEW																						
01	PA	2011/04/12	FOR INTERNAL REVIEW																						

PROFESSIONAL SEAL

SNC-LAVALIN
455, rue de L'Assommoir Blvd. West
Montreal (Quebec) Canada H2Z 1Z3

DESIGNED M. LEVESQUE	DISCIPLINE ENGINEER A. GUAY
DRAWN S. BOURGEOIS	ENGINEERING MANAGER M. LACHANCE
CHECKED M. RHEAUME	PROJECT MANAGER P. GENDREAU
DATE 2011/04/12	CLIENT R. BEAULIEU

SCALE: 1:200

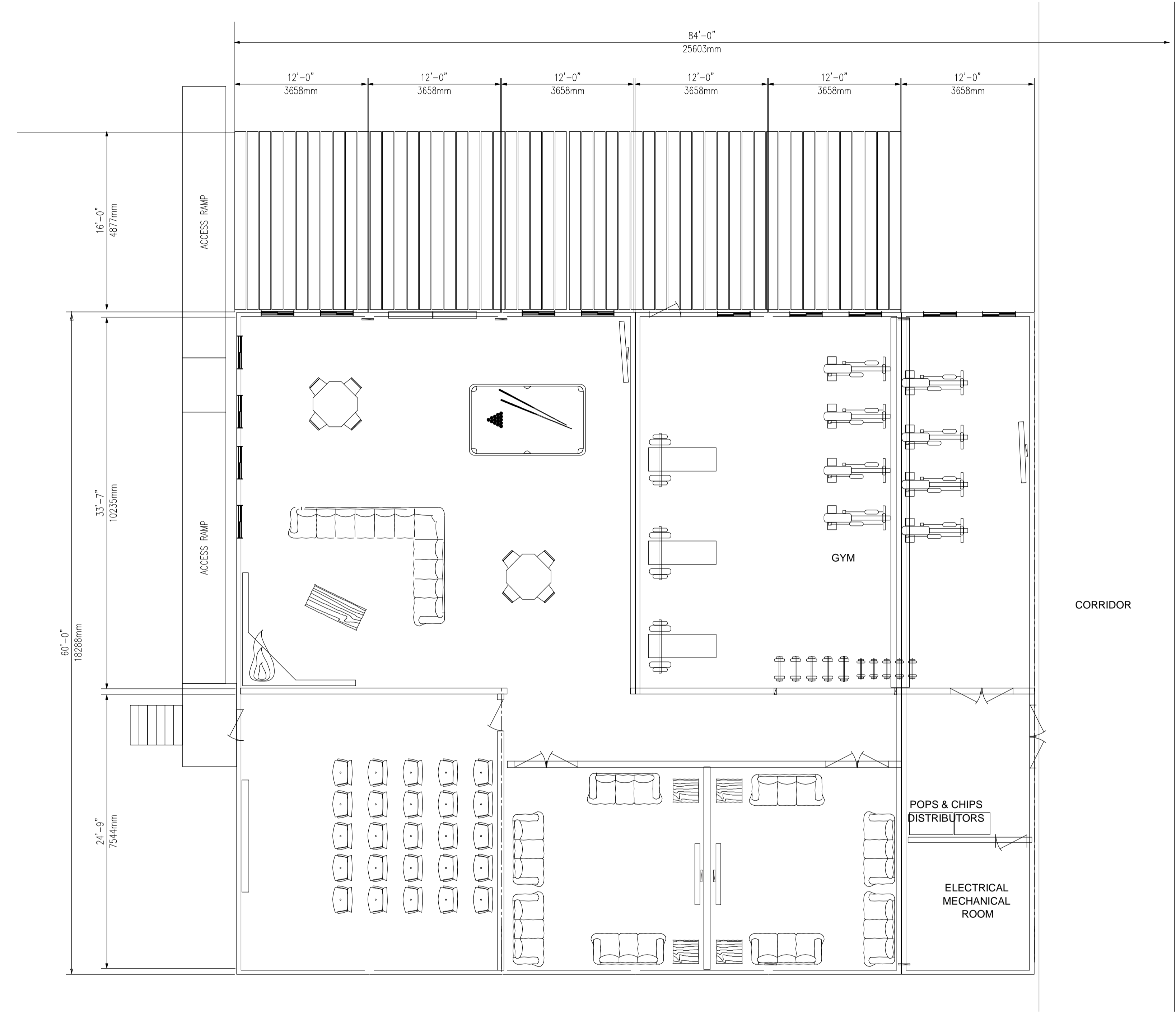
CLIENT: **stornoway**

PROJECT: **RENARD PROJECT**

TITLE: **ONSITE UTILITIES & INFRASTRUCTURES
PROPANE STORAGE & DISTRIBUTION
PLAN VIEW**

PROJECT No	SUBDIVISION	SUBJECT	SERIAL	REV.
504421	5130	45_1 D1	0001	00

504421A11EN - FRAME A1 HORIZONTAL ENGLISH



PLAN VIEW
1:75

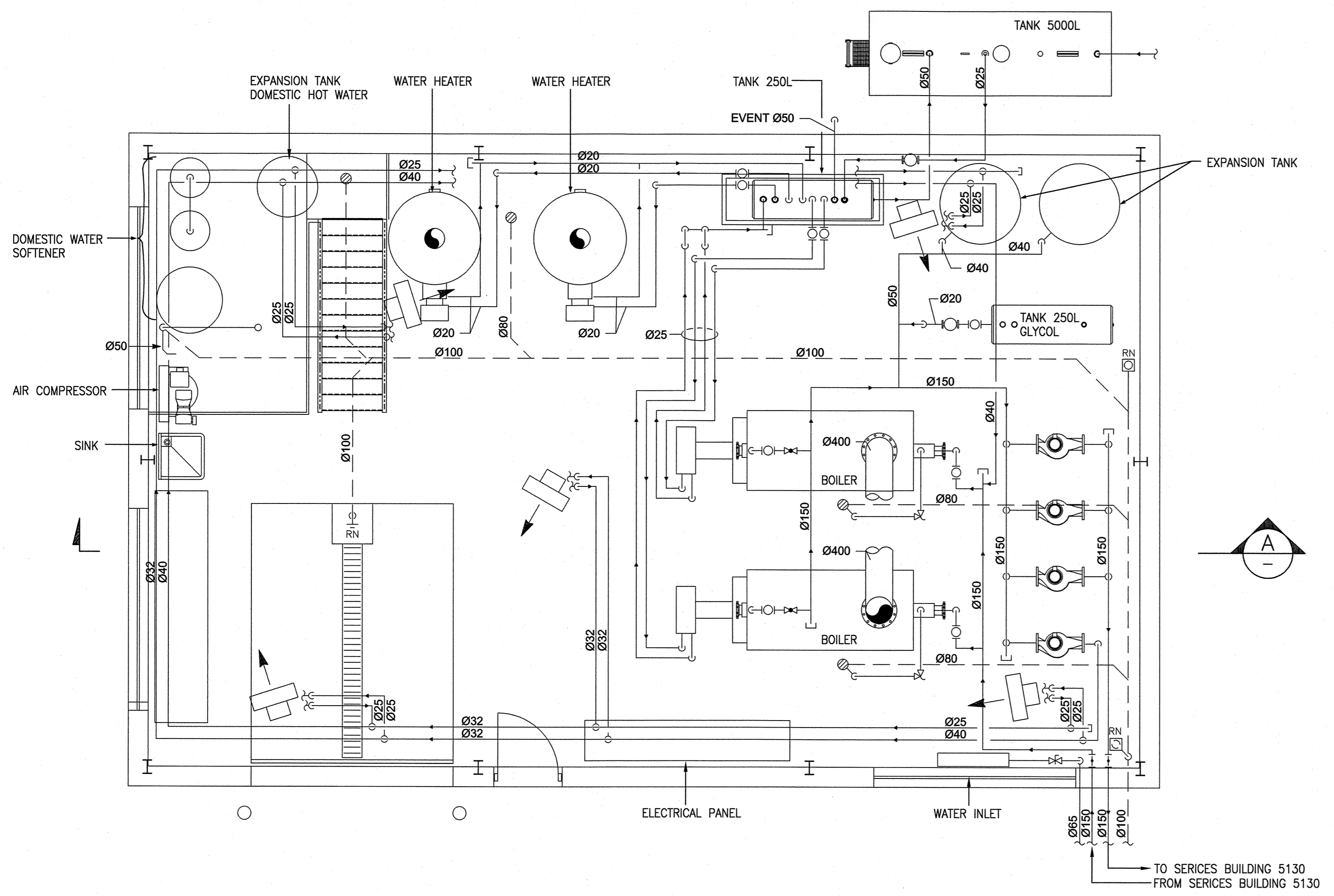
LAST SAVE: 2011/03/22 - 10:27am
 PATH: R:\504421\4_Architectural\504421-5140-44D1-0001-00.dwg

ISSUE REGISTER		ISSUE REGISTER		REVISION REGISTER		REVISION REGISTER		REFERENCE DRAWINGS NUMBER	
ISSUE No	REV.	DATE (Y/M/D)	PURPOSE OF ISSUE	TRANSMISSION LETTER No	ISSUE No	REV.	DATE (Y/M/D)	PURPOSE OF ISSUE	TRANSMISSION LETTER No
03	00	2011/03/22	FOR BID						
02	PB	2011/02/11	FOR CLIENT REVIEW & COMMENT						
01	PA	2011/02/10	FOR INTERNAL COORDINATION						

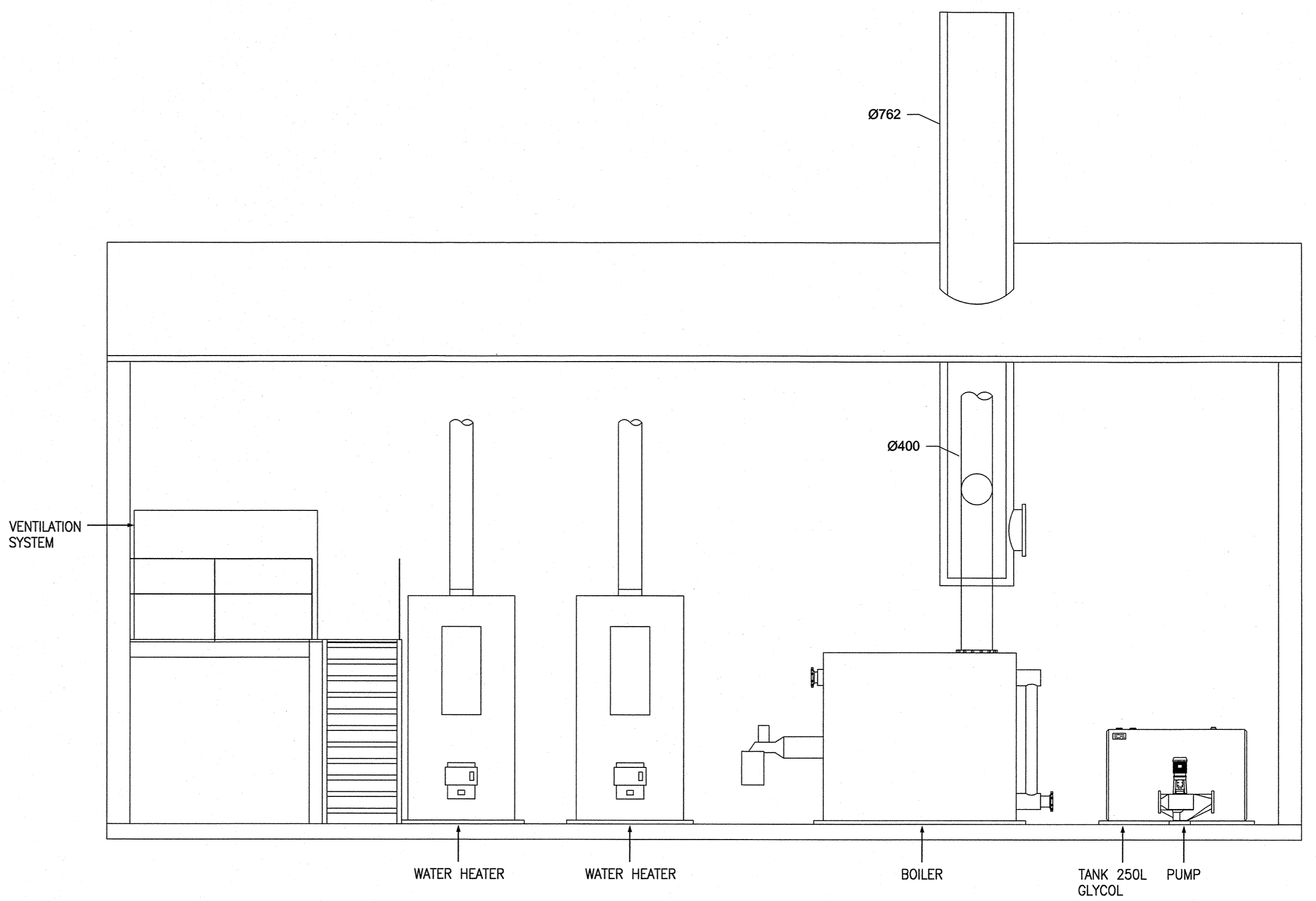
PROFESSIONAL SEAL

 SNC-LAVALIN 455, René-Lévesque Blvd. West Montréal (Québec) Canada H2Z 1Z3	 OUTLAND CAMPS	PREPARATION	APPROVAL
		DESIGNED R.B.	DISCIPLINE ENGINEER
DRAWN M.-P.T.	ENGINEERING MANAGER	CHECKED G.B./M.L. <i>G.B.</i>	PROJECT MANAGER
DATE 2011/02/10	CLIENT		

CLIENT	 stornoway <small>(Canada) Inc.</small>				
PROJECT	RENARD PROJECT				
TITLE	TITLE: SITE UTILITIES AND INFRASTRUCTURES LEISURE BUILDING PLAN VIEW				
PROJECT No	SUBDIVISION	SUBJECT	SERIAL	REV.	
504421	5140	44 D1	0001	00	



PLAN VIEW
1:50



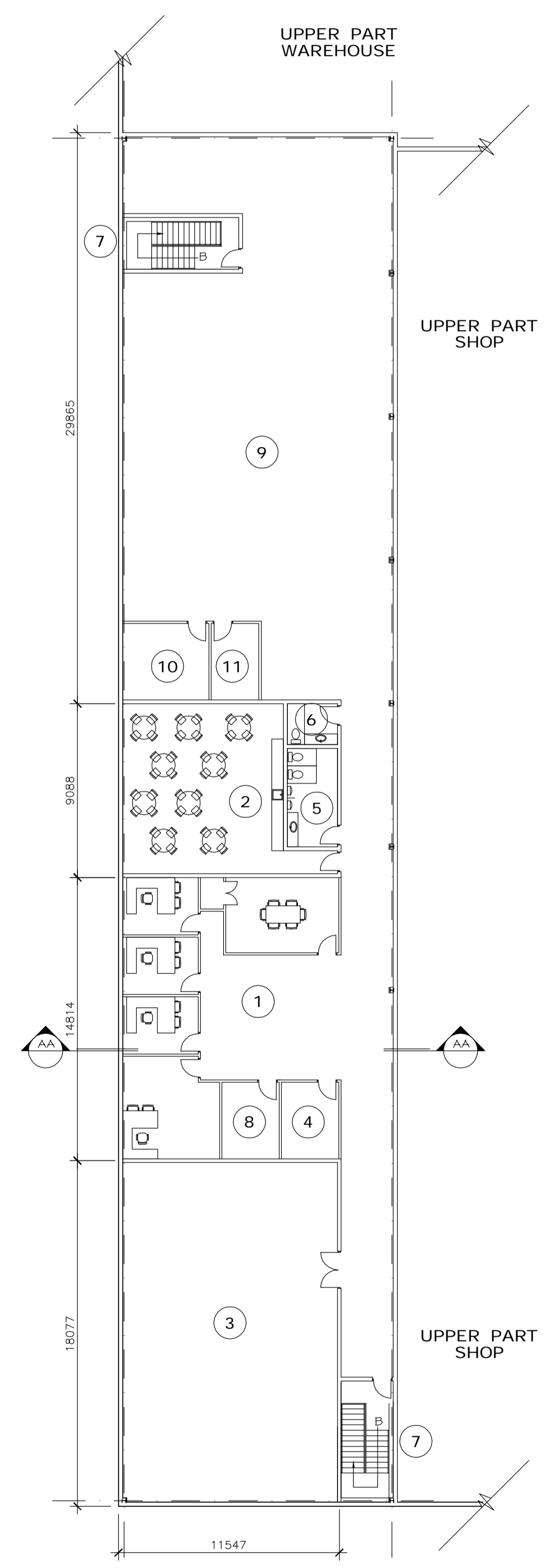
SECTION -A-
1:50

LAST SWG: 2011/05/19 - 8:35am
 PATH: R:\504421\45_Mechanical\504421-5145-480-0001-00.dwg

ISSUE REGISTER		ISSUE REGISTER		REVISION REGISTER		REVISION REGISTER		REVISION REGISTER		REFERENCE DRAWINGS NUMBER	
ISSUE No	REV.	DATE (Y/M/D)	PURPOSE OF ISSUE	TRANSMISSION LETTER No	ISSUE No	REV.	DATE (Y/M/D)	PURPOSE OF ISSUE	TRANSMISSION LETTER No	No	DESCRIPTION
03	00	2011/05/18	FOR BID								
02	PB	2011/05/06	FOR CLIENT REVIEW								
01	PA	2011/04/27	FOR INTERNAL COORDINATION								

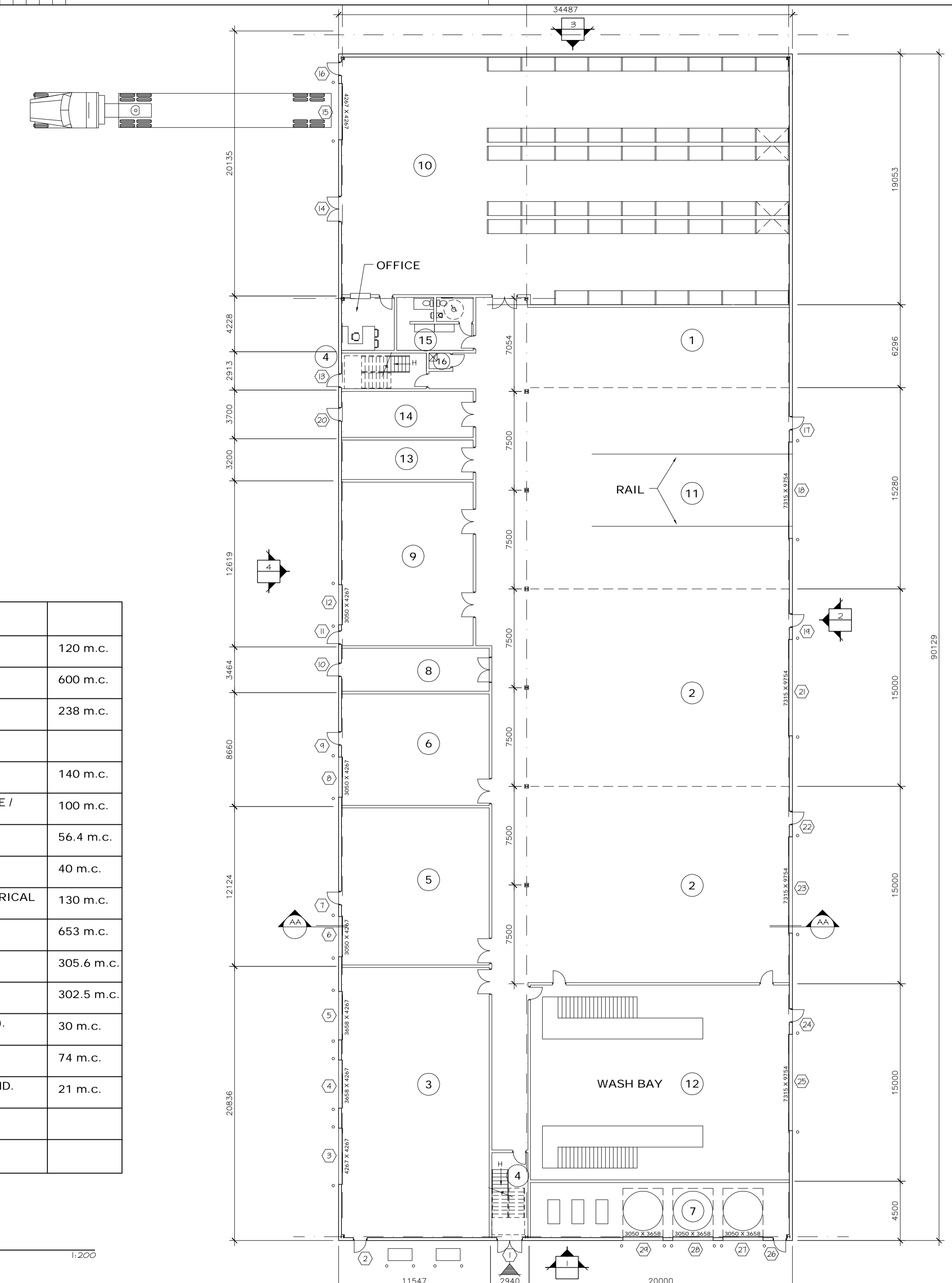
PROFESSIONAL SEAL SNC-LAVALIN <small>SNC-LAVALIN 455, René-Lévesque Blvd. West Montréal (Québec) Canada H2Z 1Z3</small>		CLIENT RENRAD PROJECT	
PREPARATION DESIGNED: G. PICARD DRAWN: S. BOURGEOIS CHECKED: M. RHEAUME	APPROVAL DISCIPLINE ENGINEER: A. GUAY ENGINEERING MANAGER: M. LACHANCE PROJECT MANAGER: P. GENDREAU	TITLE ONSITE UTILITIES & INFRASTRUCTURES UTILITY BUILDING (CAMP AREA) ARRANGEMENT PLAN VIEW	
DATE: 2011/04/27 CLIENT: R. BEAULIEU		PROJECT No: 504421 SUBDIVISION: 5145 SUBJECT: 45 D1 SERIAL: 0001 REV.: 00	
SCALE: 1:50 		504421AHEN - FRAME AT HORIZONTAL ENGLISH	

NO	LEGEND 2 ND FLOOR	
1	OFFICES AREA	142.5 m.c.
2	LUNCH	78 m.c.
3	MECHANICAL ROOM	199 m.c.
4	SERVER ROOM	12 m.c.
5	W.C. MEN	13.5 m.c.
6	W.C. WOMEN	5.6 m.c.
7	EXIT STAIRS	
8	ARCHIVES	12.7 m.c.
9	VACANT AREA FOR FUTURE EXPANSION	366.7 m.c.
10	CONTROL ROOM FOR SITE INFRASTRUCTURE	18 m.c.
11	ELECTRICAL ROOM	10 m.c.



2 2 ND FLOOR
1:200

NO	LEGEND 1 ST FLOOR	
1	TIRES AREA	120 m.c.
2	TRUCKSHOP (2 BAYS)	600 m.c.
3	LV GARAGE	238 m.c.
4	EXIT STAIRS	
5	WELDING AREA	140 m.c.
6	MECHANICAL MAINTENANCE / MACHINING	100 m.c.
7	OIL STORAGE	56.4 m.c.
8	TOOL GRIP	40 m.c.
9	INSTRUMENT SHOP / ELECTRICAL SHOP	130 m.c.
10	WAREHOUSE	653 m.c.
11	DRILL	305.6 m.c.
12	WASH BAY	302.5 m.c.
13	INSTRUMENT SHOP (CLEAN)	30 m.c.
14	ELECTRICAL ROOM	74 m.c.
15	W.C. MEN, WOMEN AND HAND	21 m.c.
16	JANITOR	



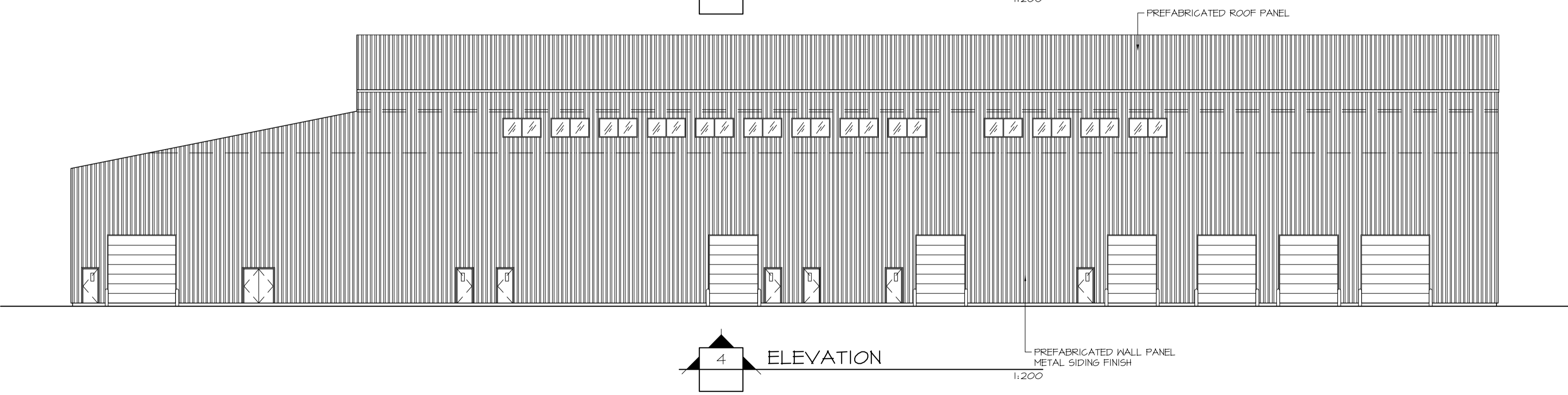
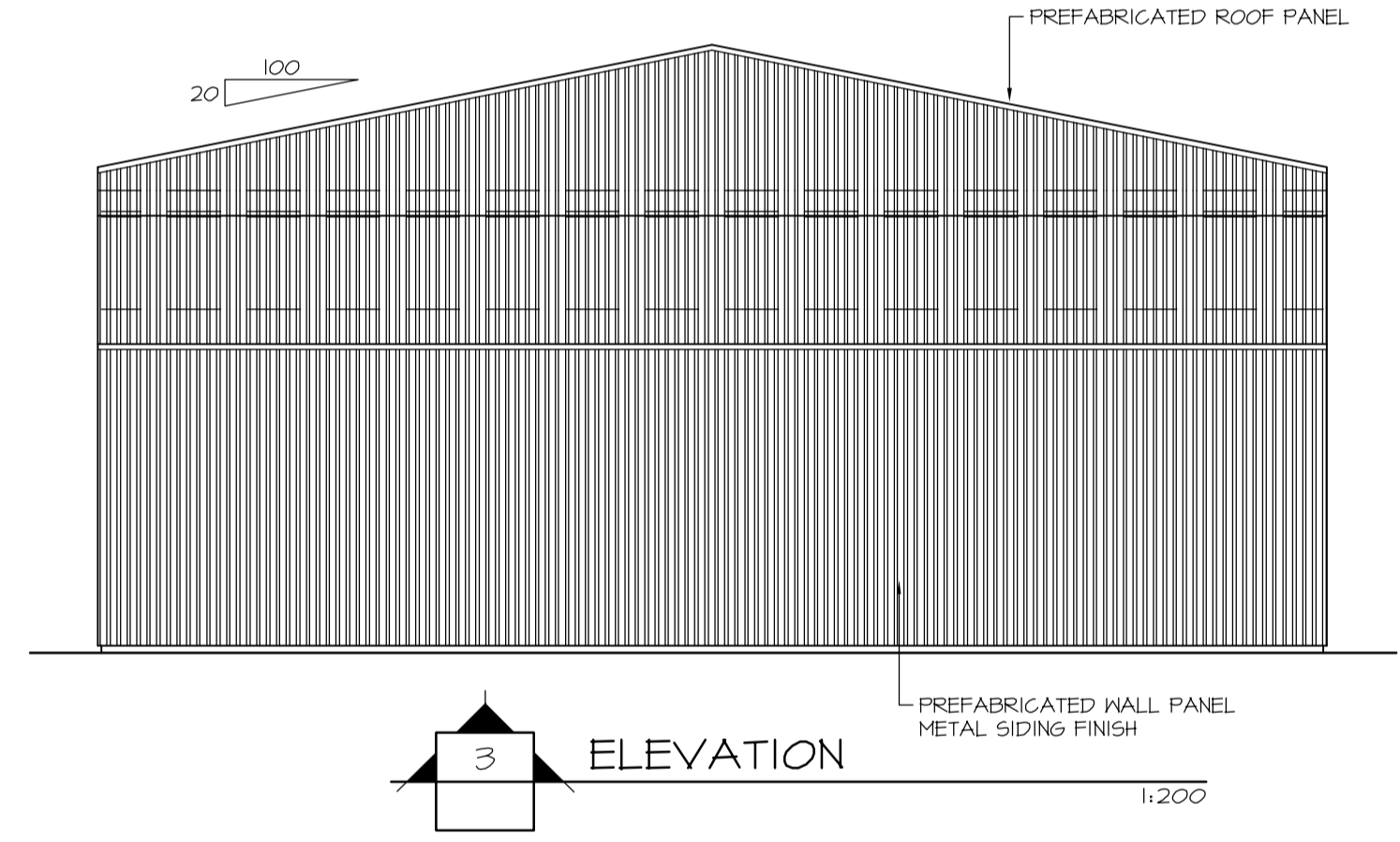
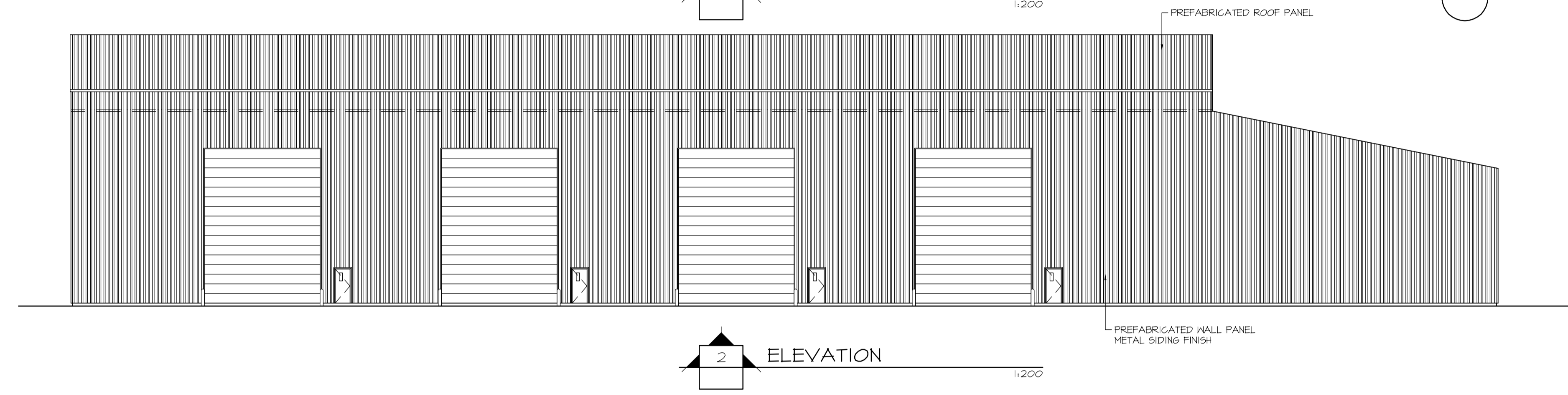
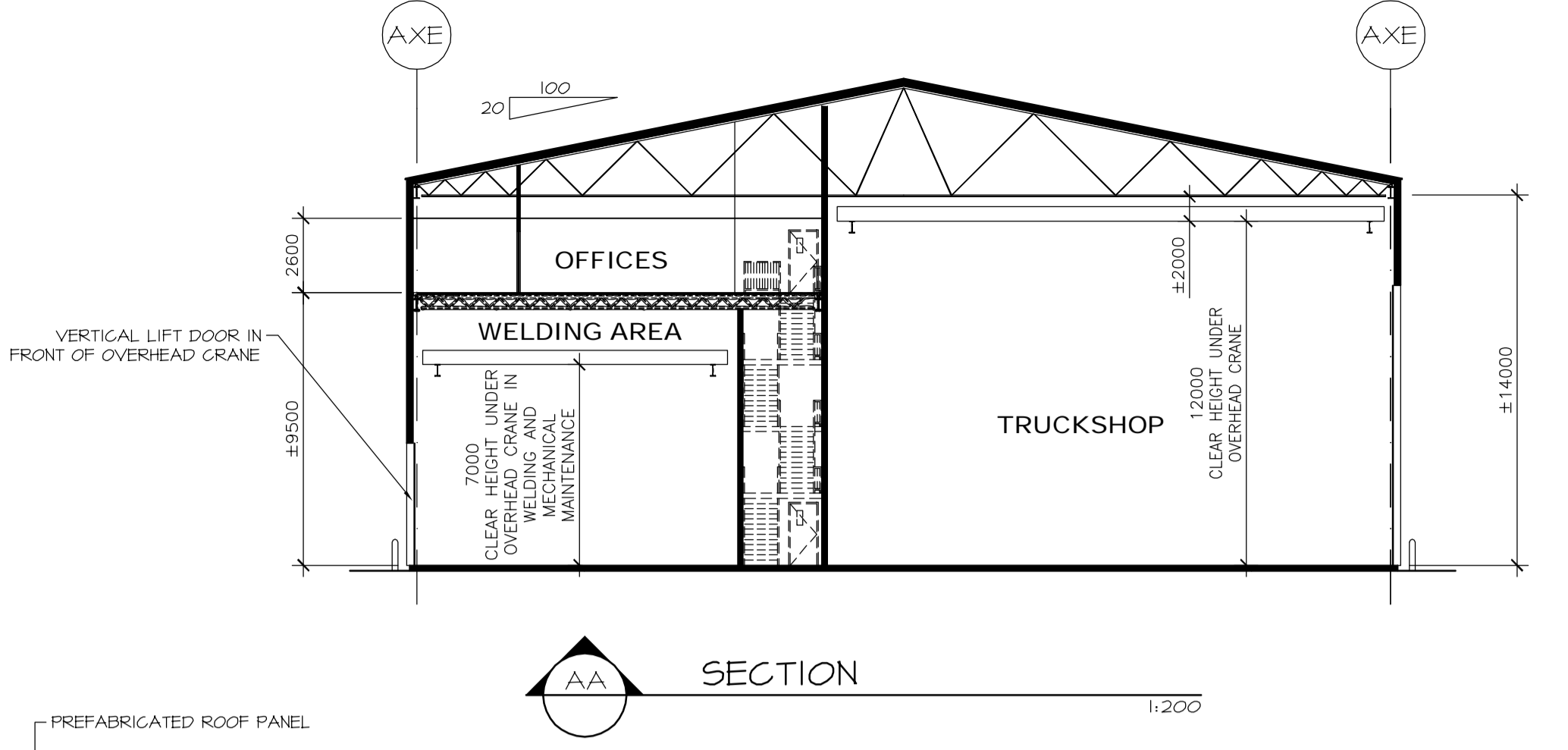
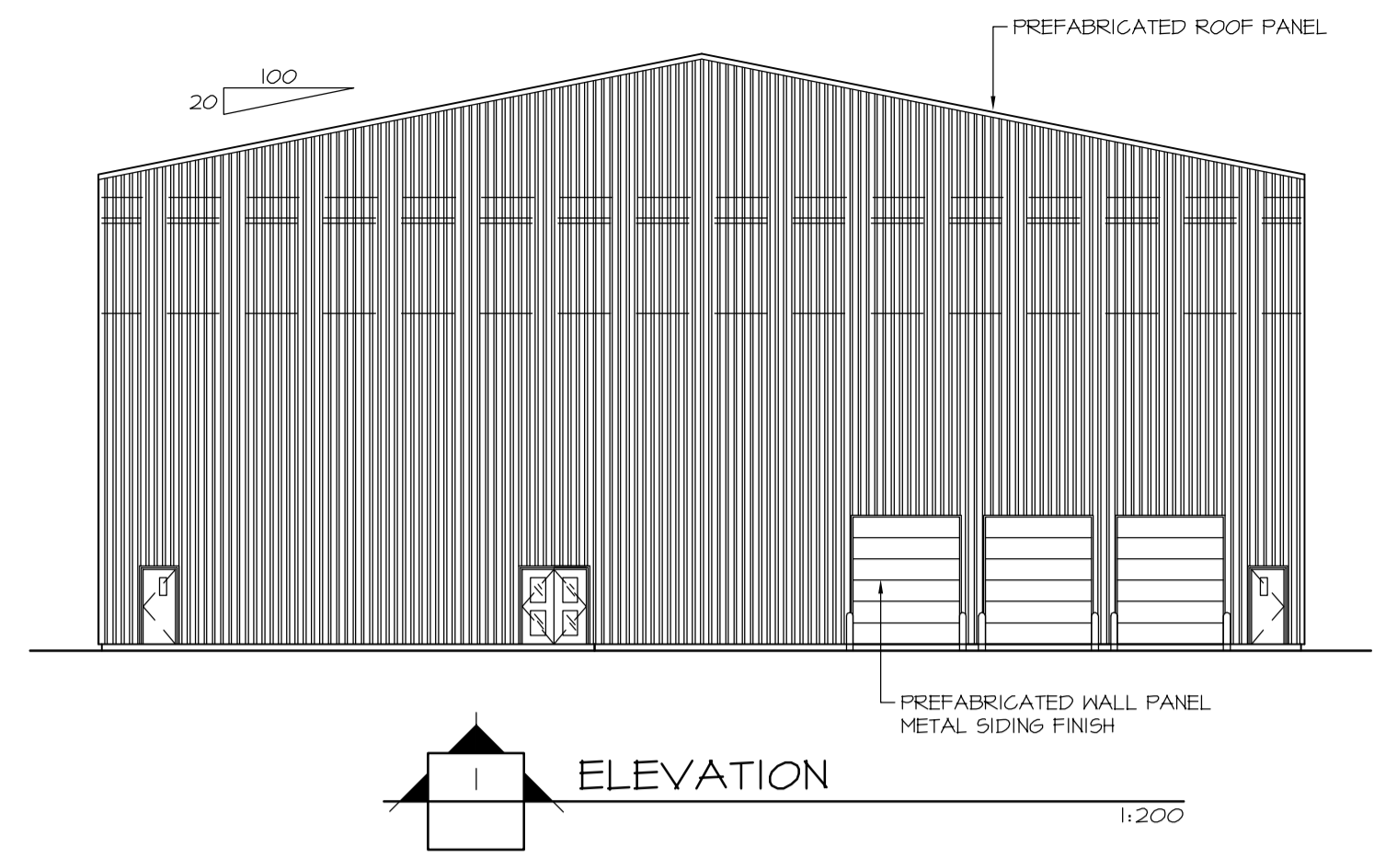
1 1 ST FLOOR
1:200

ISSUE No	REV.	DATE (Y/M/D)	PURPOSE OF ISSUE	TRANSMISSION LETTER No	ISSUE No	REV.	DATE (Y/M/D)	PURPOSE OF ISSUE	TRANSMISSION LETTER No
06	00	2011/04/18	FOR BID						
05	PE	2011/03/31	FOR FINAL REVIEW		PE		2011/03/31	FIFTH ISSUE	B.L. G.B.
04	PD	2011/03/14	FOR CLIENT REVIEW & COMMENT		PD		2011/03/14	FOURTH ISSUE	G.B. M.L.
03	PC	2011/03/11	FOR INTERNAL COORDINATION		PC		2011/03/11	THIRD ISSUE	B.L. G.B.
02	PB	2011/02/11	FOR CLIENT REVIEW & COMMENT		PB		2011/02/11	SECOND ISSUE	G.B. M.L.
01	PA	2011/02/10	FOR INTERNAL COORDINATION		PA		2011/02/10	FIRST ISSUE	B.L. G.B.

No	REVISION DESCRIPTION	DATE (Y/M/D)	INITIALS: * DESIGNED ** APPROVED	No	REVISION DESCRIPTION	DATE (Y/M/D)	INITIALS: * DESIGNED ** APPROVED

 SNC-LAVALIN 465, René-Lévesque Blvd. West Montréal (Québec) Canada H2Z 1Z3	 BOUCHER LACHANCE ARCHITECTES	CLIENT RENARD PROJECT
PREPARATION DESIGNED B.L. DRAWN S.F. CHECKED G.B./M.L.	APPROVAL DISCIPLINE ENGINEER ENGINEERING MANAGER PROJECT MANAGER	PROJECT RENARD PROJECT TITLE: SITE UTILITIES AND INFRASTRUCTURES HV TRUCKSHOP, LV GARAGE, WORKSHOP AND WAREHOUSE PLAN VIEW
DATE 2011/02/10	CLIENT	PROJECT No 504421 SUBDIVISION 5150 SUBJECT 44 D1 SERIAL 0001 REV. 00
SCALE AS SHOWN	REFERENCE DRAWINGS NUMBER	504421AHEN - FRAME A1 HORIZONTAL ENGLISH

LAST SAVE: 2011/04/18 - 8:56am
 PATH: R:\504421\4_Architectural\Emissions\2011-04-18 - Issued for BID\504421-5150-4401-0001-00.dwg



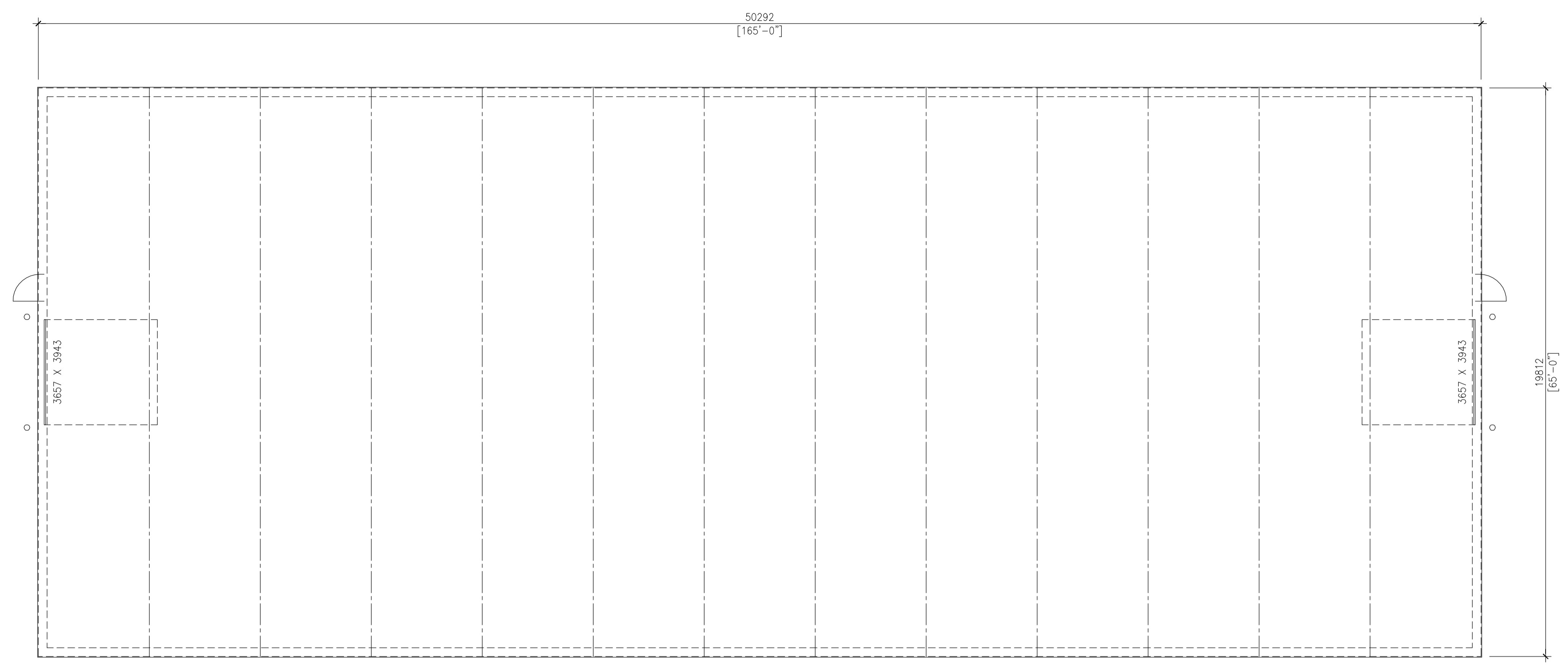
LAST SAVE: 2011/04/18 - 4:25pm
PATH: R:\504421\4_Architectural\Emissions\2011-04-18 - Issued for BID\504421-5150-4401-0002-00.dwg

ISSUE REGISTER			ISSUE REGISTER			REVISION REGISTER			REVISION REGISTER			REFERENCE DRAWINGS NUMBER			
ISSUE No	REV.	DATE (Y/M/D)	PURPOSE OF ISSUE	TRANSMISSION LETTER No	ISSUE No	REV.	DATE (Y/M/D)	PURPOSE OF ISSUE	TRANSMISSION LETTER No	No	REVISION DESCRIPTION	DATE (Y/M/D)	No	REVISION DESCRIPTION	DATE (Y/M/D)
01	00	2011/04/18	FOR BID												
ISSUE REGISTER			ISSUE REGISTER			REVISION REGISTER			REVISION REGISTER			No REFERENCE DRAWINGS NUMBER			

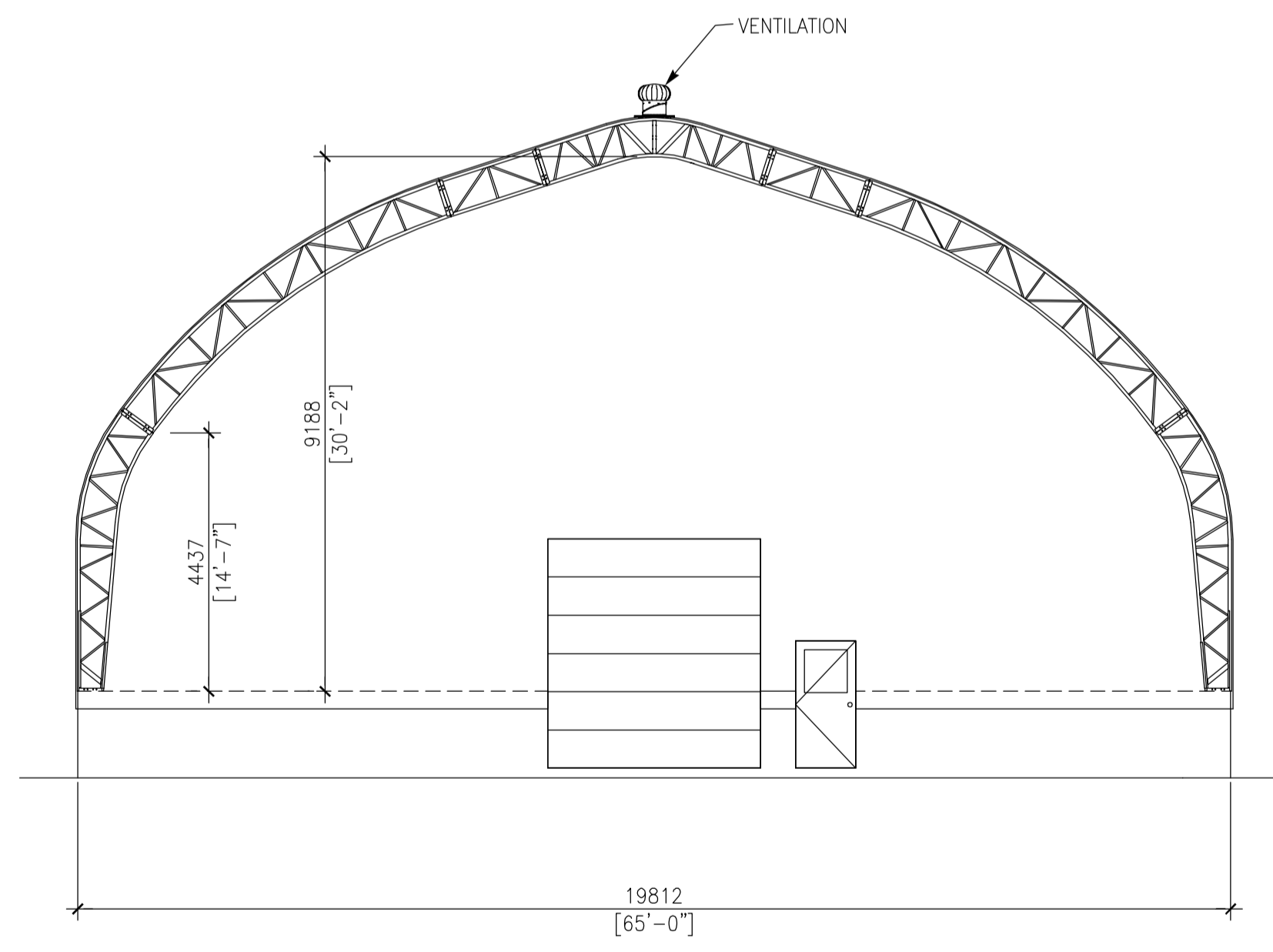
PROFESSIONAL SEAL

 SNC-LAVALIN 455, René-Lévesque Blvd. West Montréal (Québec) Canada H2Z 1Z3	 BOUCHER LACHANCE ARCHITECTES	PREPARATION	APPROVAL
		DESIGNED B.L.	DISCIPLINE ENGINEER
		DRAWN S.F.	ENGINEERING MANAGER
		CHECKED G.B./M.L.	PROJECT MANAGER
		DATE 2011/04/18	CLIENT

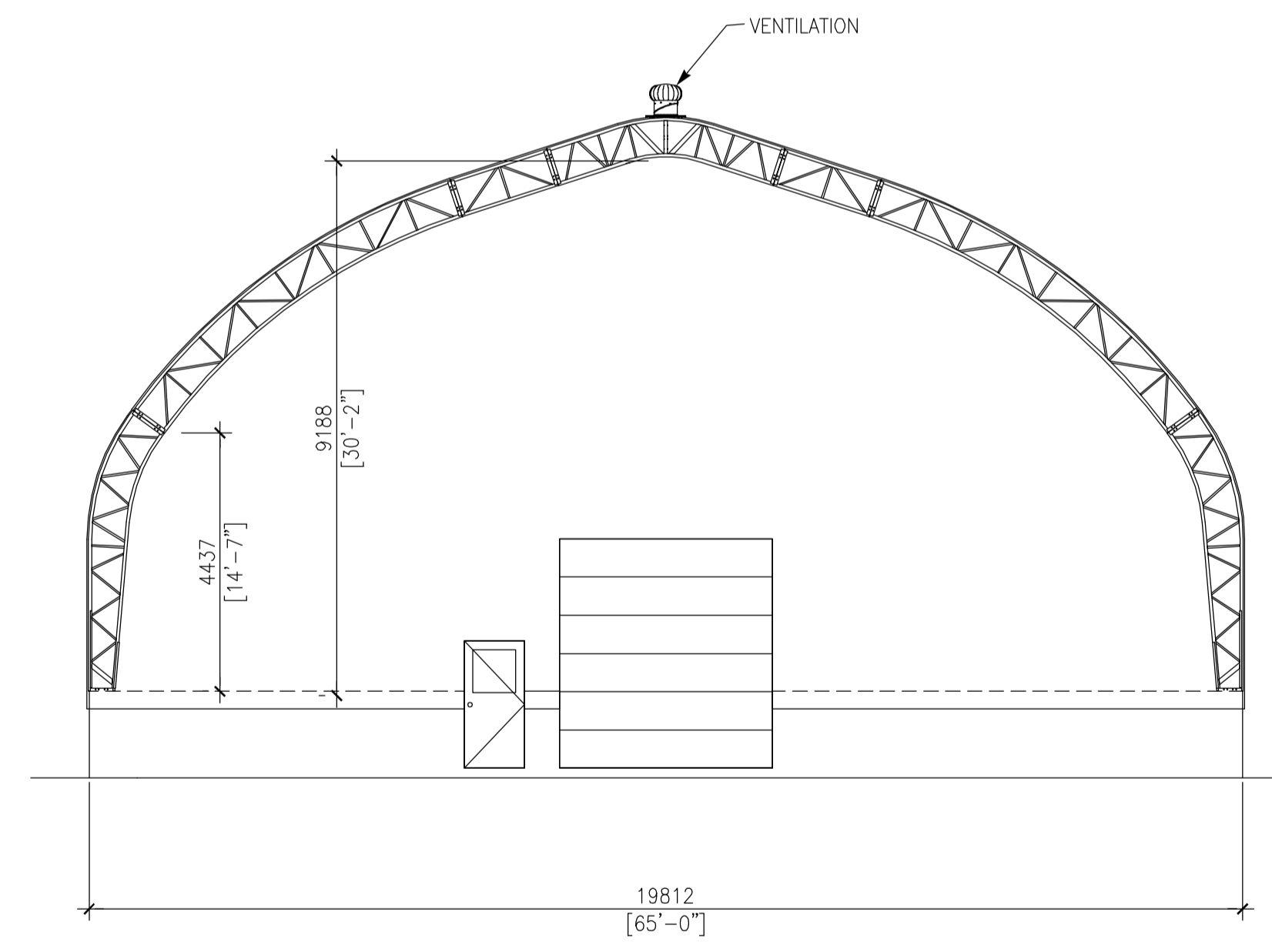
CLIENT				
 les diamants (Canada) inc.				
PROJECT				
RENARD PROJECT				
TITLE: ONSITE UTILITIES AND INFRASTRUCTURES HV TRUCKSHOP, LV GARAGE, WORKSHOP AND WAREHOUSE ELEVATIONS				
PROJECT No	SUBDIVISION	SUBJECT	SERIAL	REV.
504421	5150	44 D1	0002	00



PLAN VIEW
1:100



FRONT ELEVATION
1:100



REAR ELEVATION
1:100

ISSUE REGISTER		ISSUE REGISTER		REVISION REGISTER		REVISION REGISTER		REFERENCE DRAWINGS NUMBER	
ISSUE No	REV.	DATE (Y/M/D)	PURPOSE OF ISSUE	TRANSMISSION LETTER No	ISSUE No	REV.	DATE (Y/M/D)	PURPOSE OF ISSUE	TRANSMISSION LETTER No
03	00	2011/04/21	FOR BID						
02	PB	2011/04/12	FOR CLIENT REVIEW & COMMENT		PB		2011/04/12	G.B. M.L.	
01	PA	2011/04/08	FOR INTERNAL COORDINATION		PA		2011/04/08	G.B. M.L.	

PROFESSIONAL SEAL

SNC-LAVALIN
 465, René-Lévesque Blvd. West
 Montréal (Québec) Canada H2Z 1Z3

DESIGNED G.B.	APPROVAL DISCIPLINE ENGINEER
DRAWN F.R.	ENGINEERING MANAGER
CHECKED M.L.	PROJECT MANAGER
DATE 2011/04/08	CLIENT

SCALE
AS SHOWN

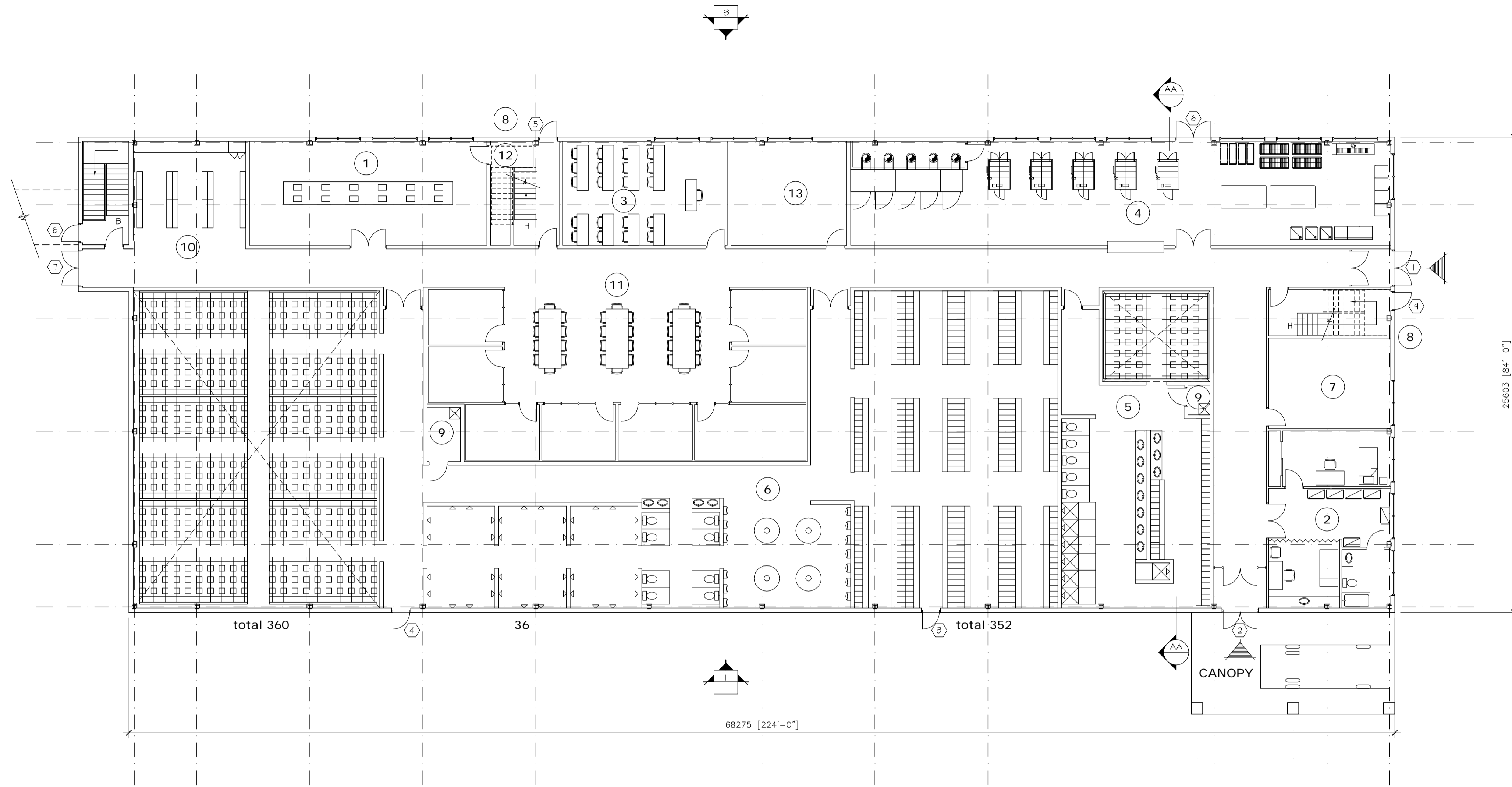
CLIENT
stornoway
Canada Inc.

PROJECT
RENARD PROJECT

TITLE: ON-SITE UTILITIES AND INFRASTRUCTURES
COLD STORAGE - MINING
PLAN VIEW, ELEVATIONS

PROJECT No	SUBDIVISION	SUBJECT	SERIAL	REV.
504421	5170	44 D1	0001	00

LAST SAVE: 2011/04/21 - 7:09am
PATH: R:\504421\44_Architecture\Emissions\2011-04-21 - Issued for BID\504421-5170-44D1-0001-00.dwg



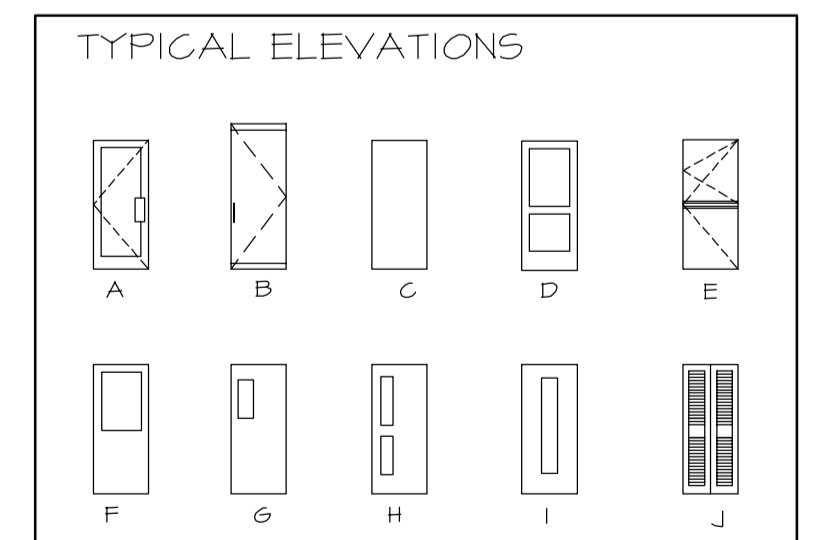
NO	LEGEND 1 ST FLOOR	
1	MINE RESCUE	71.7 m.c.
2	INFIRMARY	62.8 m.c.
3	TRAINING ROOM	49.6 m.c.
4	LAUNDRY	163 m.c.
5	WOMEN LOCKER ROOM (48 BASKETS) (47 LOCKERS)	134.6 m.c.
6	MEN LOCKER ROOM (360 BASKETS) (352 LOCKERS)	651.2 m.c.
7	PREVENTION OFFICE	32.1 m.c.
8	EXIT STAIRS	
9	JANITOR	
10	LAMP ROOM	35 m.c.
11	FOREMAN AREA	186.1 m.c.
12	STORAGE ROOM	
13	ELECTRICAL ROOM	35 m.c.

1 ST FLOOR

DOORS AND FRAMES REGISTER (1)		DOORS/WINDOWS				GLASS				FRAMES		HARDWARE										NOTE				
NO	DESTINATIONS	FIRE ULC	ELEVATION TYPICAL FINISH	THICKNESS	WIDTH	HEIGHT	CONSTRUCTION	PLATE GLASS	INSULATING GLASS	TREMPERED	WIRED	LAMINATED	TEINTED	CONSTRUCTION	FINISH	ELEVATION	NO	HINGES	LOCK	PULL HANDLE	PUSH HANDLE		FOOT PLATE	CLOSER	SOUND PROOF STOPPER	THRESHOLD
1	EXT. TO VESTIBULE		D AN 51	2X914	2134	2134	AL	●	●					AL AN	AN	1	●	S1					●		AL	●
2	EXT. TO VESTIBULE		D AN 51	2X914	2134	2134	AL	●	●					AL AN	AN	2	●	S1					●		AL	●
3	EXT. TO MEN LOCKER ROOM		C P 45	914	2134	HM/N								HM/N	P	3	●	S2					●		AL	●
4	EXT. TO MEN LOCKER ROOM		C P 45	914	2134	HM/N								HM/N	P	4	●	S2					●		AL	●
5	EXT. TO EXIT STAIRS		D P 45	914	2134	HM/N		●	●					HM/N	P	5	●	S1				●	●		AL	●
6	EXT. LAUNDRY		G P 45	2X914	2134	HM/N		●						HM/N	P	6	●	S1				●	●		AL	●
7	EXT. TO CORRIDOR		D P 45	2X914	2134	HM/N		●	●					HM/N	P	7	●	S1				●	●		AL	●
8	EXT. TO EXIT STAIRS		D P 45	914	2134	HM/N		●	●					HM/N	P	8	●	S1				●	●		AL	●
9	EXT. TO VESTIBULE		D AN 51	2X914	2134	AL		●	●					AL AN	AN	9	●	S1				●	●		AL	●

(1) DOORS AND FRAMES IN EXTERIOR WALL ONLY
S1 PANIC EXIT DEVICE WITH ENTRANCE FUNCTION
S2 PANIC EXIT DEVICE

KEY	
AL	ALUMINUM
HM	HOLLOW METAL
AN	ANODISED
W	WOOD
IN	INSULATED
P	PAINT



ISSUE No	REV.	DATE (Y/M/D)	PURPOSE OF ISSUE	TRANSMISSION LETTER No	ISSUE No	REV.	DATE (Y/M/D)	PURPOSE OF ISSUE	TRANSMISSION LETTER No	No	REVISION DESCRIPTION	DATE (Y/M/D)	INITIALS: * DESIGNED ** APPROVED	No	REVISION DESCRIPTION	DATE (Y/M/D)	INITIALS: * DESIGNED ** APPROVED	No	REFERENCE DRAWINGS NUMBER
06	00	2011/04/18	FOR BID																
05	PE	2011/03/31	FOR FINAL REVIEW							PE	FIFTH ISSUE	2011/03/31	B.L. G.B.						
04	PD	2011/03/14	FOR CLIENT REVIEW & COMMENT							PD	FOURTH ISSUE	2011/03/14	G.B. M.L.						
03	PC	2011/03/11	FOR INTERNAL COORDINATION							PC	THIRD ISSUE	2011/03/11	B.L. G.B.						
02	PB	2011/02/11	FOR CLIENT REVIEW & COMMENT							PB	SECOND ISSUE	2011/02/11	G.B. M.L.						
01	PA	2011/02/10	FOR INTERNAL COORDINATION							PA	FIRST ISSUE	2011/02/10	B.L. G.B.						

PROFESSIONAL SEAL

SNC-LAVALIN
465, René-Lévesque Blvd. West
Montréal (Québec) Canada H2Z 1Z3

BOUCHER LACHANCE ARCHITECTES

PREPARATION: B.L. (DESIGNED), S.F. (DRAWN), G.B./M.L. (CHECKED), DATE: 2011/02/10

APPROVAL: DISCIPLINE ENGINEER, ENGINEERING MANAGER, PROJECT MANAGER, CLIENT

CLIENT: **stornoway** (Canada) Inc.

PROJECT: **RENARD PROJECT**

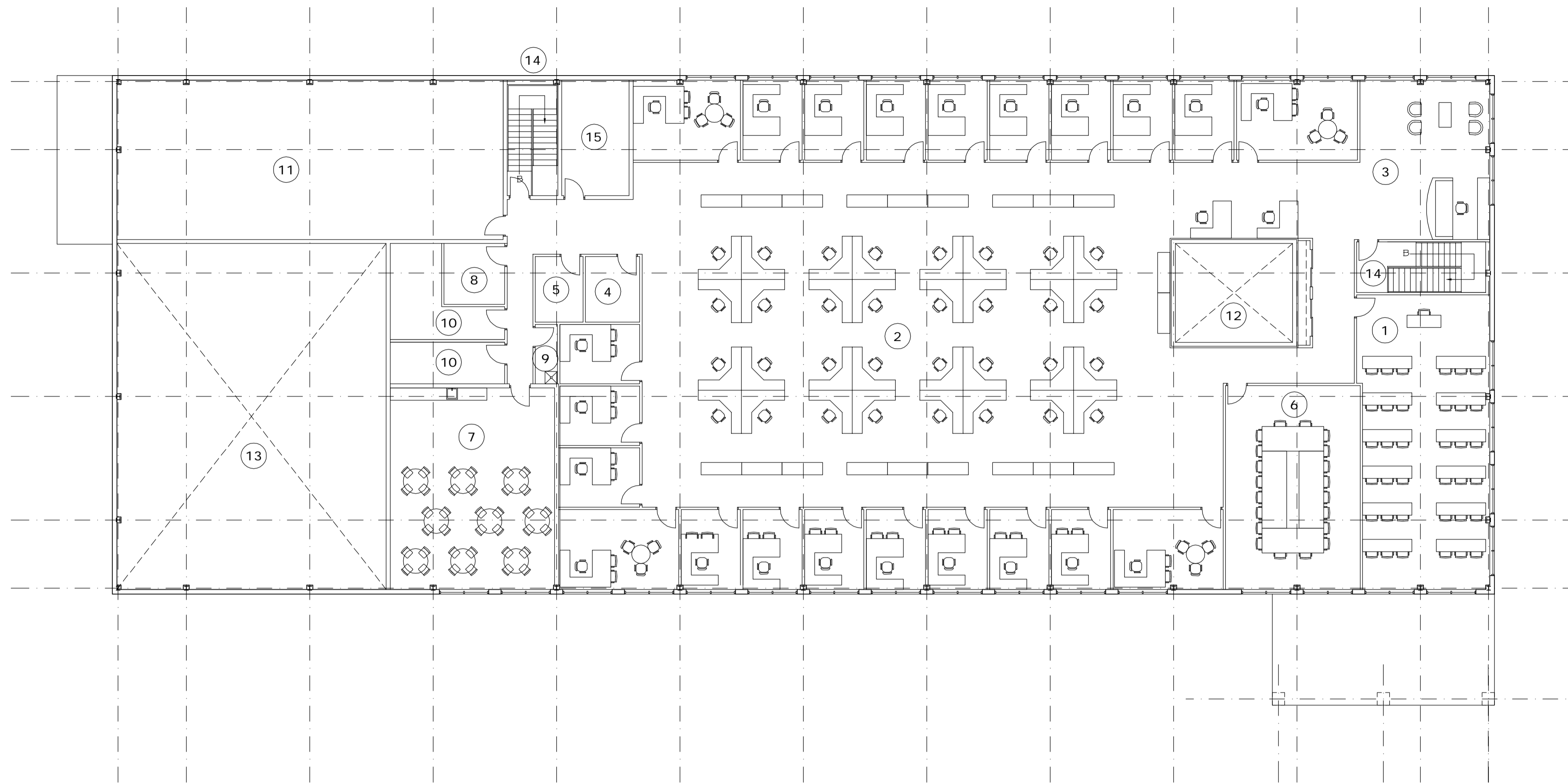
TITLE: **ON-SITE UTILITIES AND INFRASTRUCTURES MINE OFFICE, DRY AND LAUNDRY PLAN VIEW**

PROJECT No	SUBDIVISION	SUBJECT	SERIAL	REV.
504421	5175	44 D1	0001	00

SCALE: AS SHOWN

504421AHEN - FRAME A1 HORIZONTAL ENGLISH

LAST SAVE: 2011/04/18 - 8:54am
PATH: R:\504421\4_Architectural\Emissions\2011-04-18 - Issued for BID\504421-5175-4401-0001-00.dwg



NO	LEGEND 2ND FLOOR	
1	TRAINING ROOM	92.7 m.c.
2	OFFICES (3mX4m TYPE) 22 PRIVATE 35 SEMI-PRIVATE	
3	RECEPTION AREA	
4	PHOTOCOPY ROOM	8.7 m.c.
5	PAPER ROOM	7.6 m.c.
6	MEETING ROOMS	66.9 m.c.
7	LUNCH	80.8 m.c.
8	COMPUTER ROOM	9 m.c.
9	JANITOR	3.2 m.c.
10	STORAGE ROOM (2)	28.8 m.c.
11	MECHANICAL ROOM	150 m.c.
12	WOMEN'S DRY UPPER PART	28.3 m.c.
13	MEN'S DRY UPPER PART	227.3 m.c.
14	EXIT STAIR	
15	TELECOM ROOM	19 m.c.

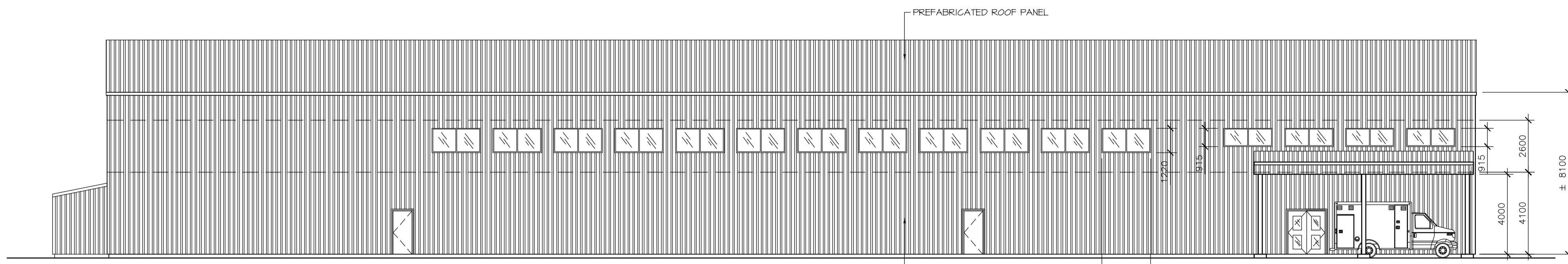
1 2 ND FLOOR 1:150

ISSUE REGISTER				ISSUE REGISTER				REVISION REGISTER				REVISION REGISTER				REFERENCE DRAWINGS NUMBER			
ISSUE No	REV.	DATE (Y/M/D)	PURPOSE OF ISSUE	TRANSMISSION LETTER No	ISSUE No	REV.	DATE (Y/M/D)	PURPOSE OF ISSUE	TRANSMISSION LETTER No	No	REVISION DESCRIPTION	DATE (Y/M/D)	INITIALS: * DESIGNED ** APPROVED	No	REVISION DESCRIPTION	DATE (Y/M/D)	INITIALS: * DESIGNED ** APPROVED	No	REFERENCE DRAWINGS NUMBER
04	00	2011/04/18	FOR BID																
03	PC	2011/03/31	FOR FINAL REVIEW							PC	THIRD ISSUE	2011/03/31	B.L. G.B.						
02	PB	2011/03/14	FOR CLIENT REVIEW & COMMENT							PB	SECOND ISSUE	2011/03/14	G.B. M.L.						
01	PA	2011/03/11	FOR INTERNAL COORDINATION							PA	FIRST ISSUE	2011/03/11	B.L. G.B.						

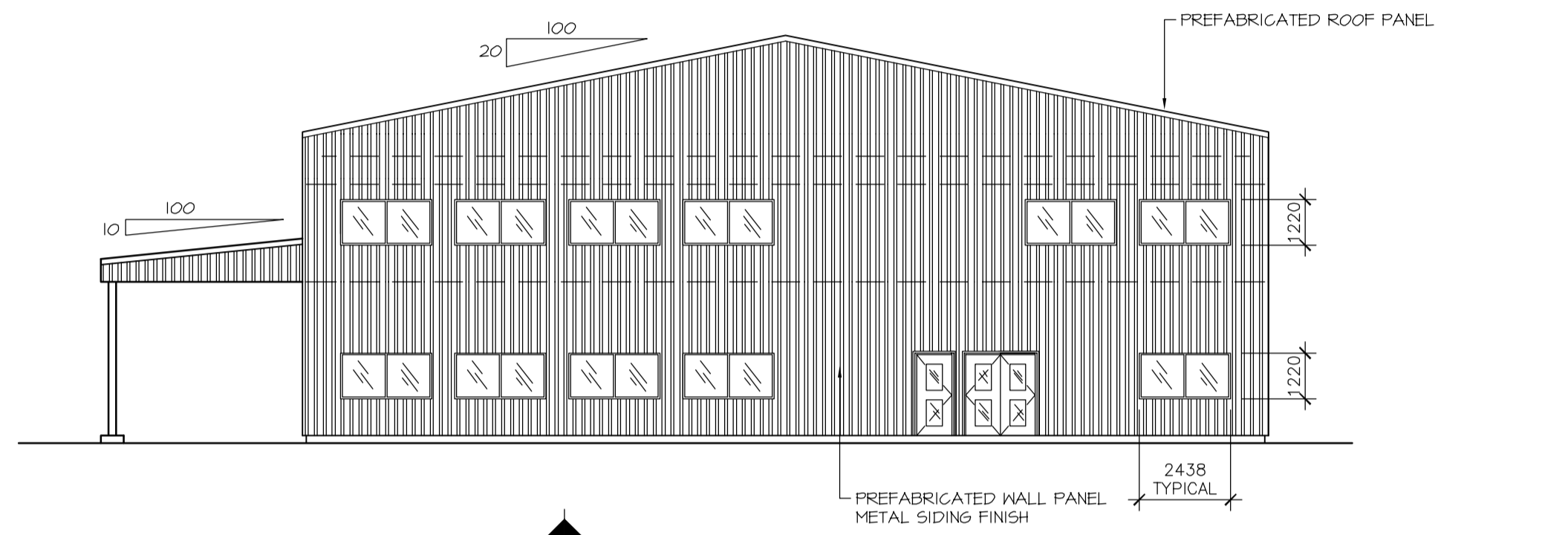
PROFESSIONAL SEAL	 <small>SNC-LAVALIN 465, René-Lévesque Blvd. West Montréal (Québec) Canada H2Z 1Z3</small>	 <small>BOUCHER LACHANCE ARCHITECTES</small>	 <small>les diamants stornoway (Canada) inc.</small>
DESIGNED B.L.	DISCIPLINE ENGINEER	APPROVAL	CLIENT
DRAWN S.F.	ENGINEERING MANAGER		PROJECT RENARD PROJECT
CHECKED G.B./M.L.	PROJECT MANAGER		TITLE: ONSITE UTILITIES AND INFRASTRUCTURES MINE OFFICE, DRY AND LAUNDRY PLAN VIEW
DATE 2011/03/11	CLIENT		
SCALE AS SHOWN			

LAST SAVE: 2011/04/18 - 8:54am
 PATH: R:\504421\4_Architectural\Emissions\2011-04-18 - Issued for BID\504421-5175-4401-0002-00.dwg

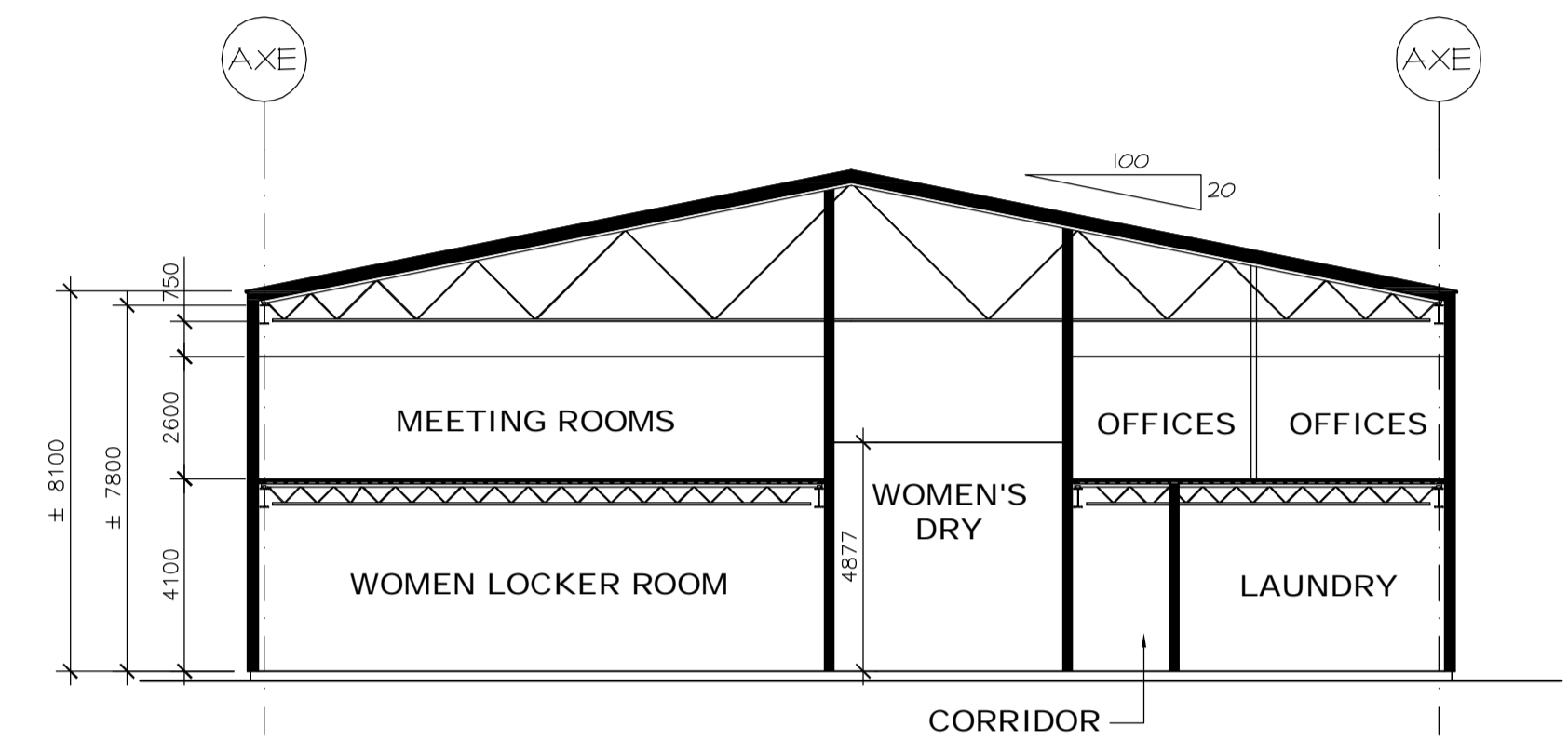
A



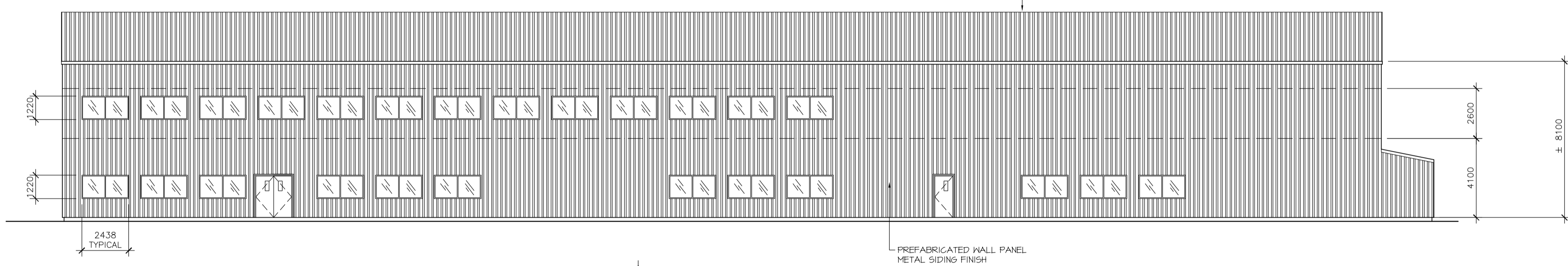
1 ELEVATION 1:150



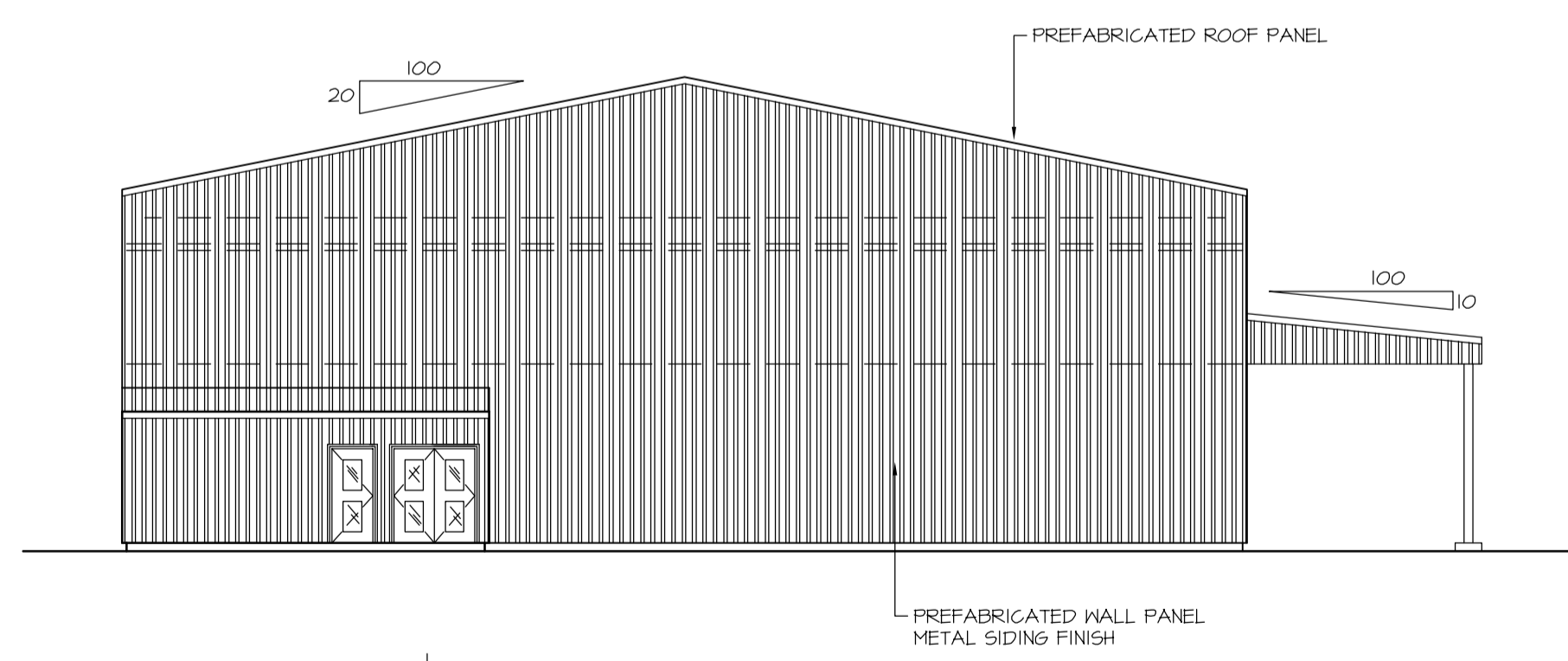
2 ELEVATION 1:150



AA SECTION 1:150



3 ELEVATION 1:150



4 ELEVATION 1:150

ISSUE No	REV.	DATE (Y/M/D)	PURPOSE OF ISSUE	TRANSMISSION LETTER No	ISSUE No	REV.	DATE (Y/M/D)	PURPOSE OF ISSUE	TRANSMISSION LETTER No	No	REVISION DESCRIPTION	DATE (Y/M/D)	No	REVISION DESCRIPTION	DATE (Y/M/D)	No	REFERENCE DRAWINGS NUMBER
01	00	2011/04/18	FOR BID														

PROFESSIONAL SEAL

SNC-LAVALIN
 SNC-LAVALIN
 455, René-Lévesque Blvd. West
 Montréal (Québec) Canada H2Z 1Z3

PREPARATION
 B.L.

DESIGNED
 S.F.

CHECKED
 G.B./M.L.

DATE
 2011/04/18

SCALE
 AS SHOWN

BOUCHER LACHANCE ARCHITECTES

APPROVAL
 DISCIPLINE ENGINEER

ENGINEERING MANAGER

PROJECT MANAGER

CLIENT

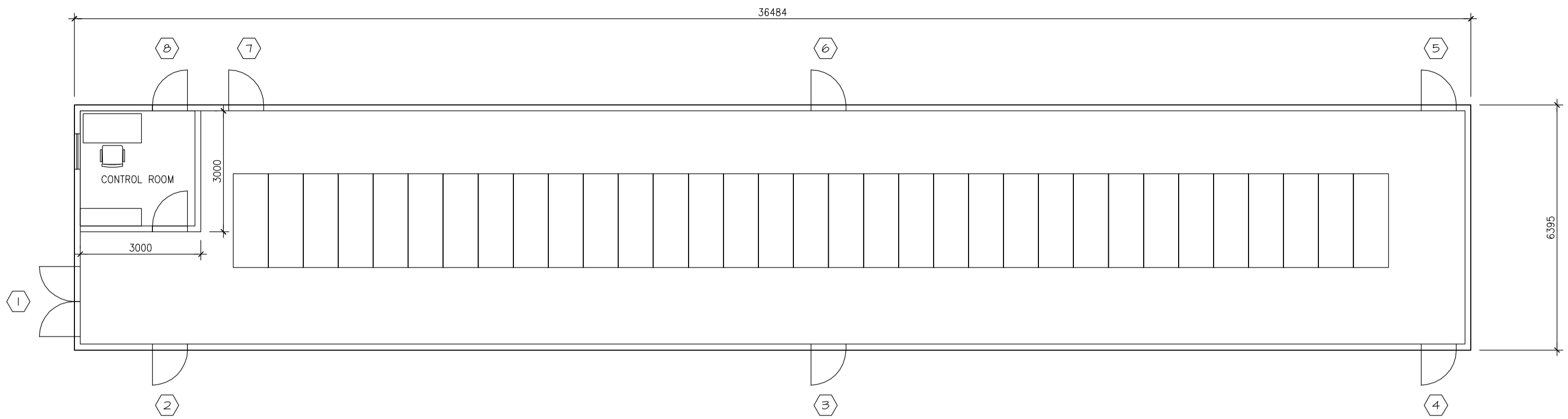
CLIENT
stornoway
 (Canada) Inc.

PROJECT
RENARD PROJECT

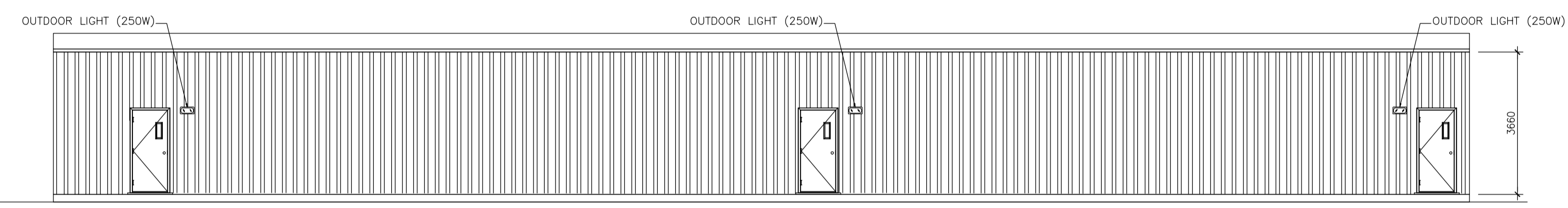
TITLE
 ON-SITE UTILITIES AND INFRASTRUCTURES
 MINE OFFICE, DRY AND LAUNDRY
 ELEVATIONS

PROJECT No	SUBDIVISION	SUBJECT	SERIAL	REV.
504421	5175	44 D1	0003	00

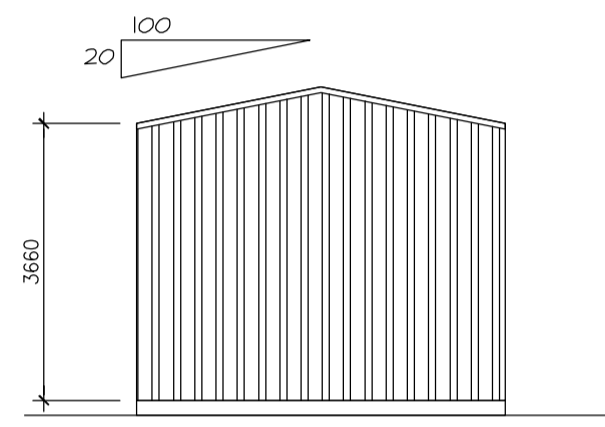
LAST SAVE: 2011/04/18 - 8:53am
 PATH: R:\504421\4_Architectural\Emissions\2011-04-18 - Issued for BID\504421-5175-44D1-0003-00.dwg



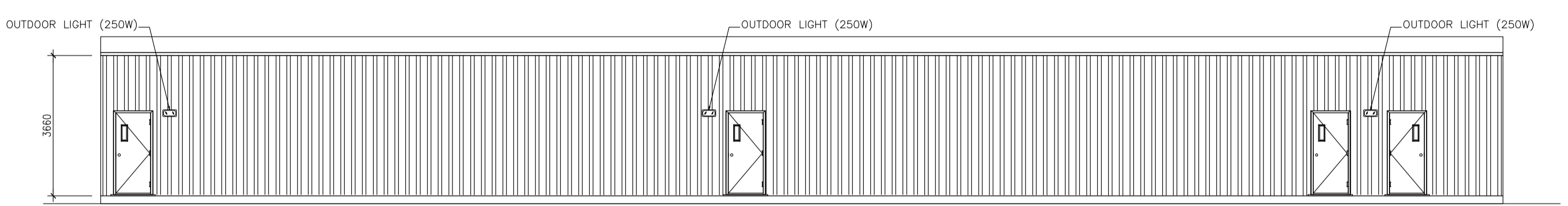
PLAN VIEW
1:100



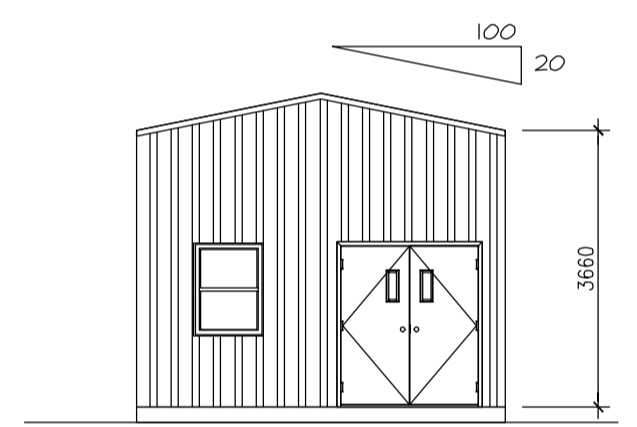
FRONT ELEVATION
1:100



RIGHT ELEVATION
1:100



REAR ELEVATION
1:100

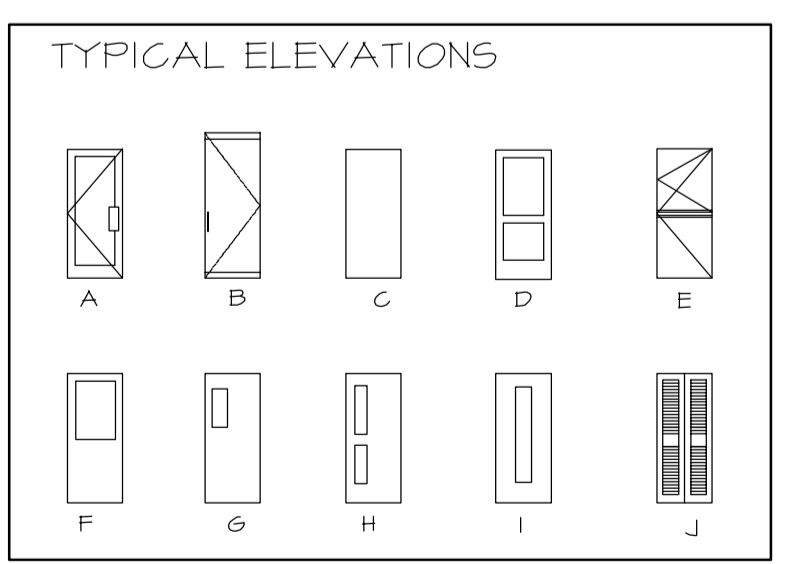


LEFT ELEVATION
1:100

DOORS AND FRAMES REGISTER (1)				DOORS/WINDOWS					GLASS				FRAMES			HARDWARE										NOTE		
NO	DESTINATIONS	FIRE ULC	ELEVATION TYPICAL	FINISH	THICKNESS	WIDTH	HEIGHT	CONSTRUCTION	PLATE GLASS	INSULATING GLASS	TREMPERED	WIRED	LAMINATED	TEINTED	CONSTRUCTION	FINISH	ELEVATION	NO	HINGES	LOCK	PULL HANDLE	PUSH HANDLE	FOOT PLATE	CLOSER	SOUND PROOF		STOPPER	THRESHOLD
1	EXT. TO ELECTRICAL BUILDING		6 P	45	2X414	2134	2134	HM/IN	●						HM/IN	P	1	●	SI			●	●			AL	●	
2	EXT. TO ELECTRICAL BUILDING		6 P	45	414	2134	2134	HM/IN	●						HM/IN	P	2	●	SI			●	●			AL	●	
3	EXT. TO ELECTRICAL BUILDING		6 P	45	414	2134	2134	HM/IN	●						HM/IN	P	3	●	SI			●	●			AL	●	
4	EXT. TO ELECTRICAL BUILDING		6 P	45	414	2134	2134	HM/IN	●						HM/IN	P	4	●	SI			●	●			AL	●	
5	EXT. TO ELECTRICAL BUILDING		6 P	45	414	2134	2134	HM/IN	●						HM/IN	P	5	●	SI			●	●			AL	●	
6	EXT. TO ELECTRICAL BUILDING		6 P	45	414	2134	2134	HM/IN	●						HM/IN	P	6	●	SI			●	●			AL	●	
7	EXT. TO ELECTRICAL BUILDING		6 P	45	414	2134	2134	HM/IN	●						HM/IN	P	7	●	SI			●	●			AL	●	
8	EXT. TO CONTROL ROOM		6 P	45	414	2134	2134	HM/IN	●						HM/IN	P	8	●	SI			●	●			AL	●	

(1) DOORS AND FRAMES IN EXTERIOR WALL ONLY
SI PANIC EXIT DEVICE WITH ENTRANCE FUNCTION

KEY	
AL	ALUMINUM
HM	HOLLOW METAL
AN	ANODISED
W	WOOD
IN	INSULATED
P	PAINT



ISSUE No	REV.	DATE (Y/M/D)	PURPOSE OF ISSUE	TRANSMISSION LETTER No	ISSUE No	REV.	DATE (Y/M/D)	PURPOSE OF ISSUE	TRANSMISSION LETTER No	No	REVISION DESCRIPTION	DATE (Y/M/D)	INITIALS: * DESIGNED ** APPROVED	No	REVISION DESCRIPTION	DATE (Y/M/D)	INITIALS: * DESIGNED ** APPROVED	No	REFERENCE DRAWINGS NUMBER
03	00	2011/04/18	FOR BID																
02	PB	2011/03/25	FOR CLIENT REVIEW & COMMENT		PB			SECOND ISSUE			2011/03/25	G.B. M.L.							
01	PA	2011/03/24	FOR INTERNAL COORDINATION		PA			FIRST ISSUE			2011/03/24	G.B. M.L.							

PROFESSIONAL SEAL

SNC-LAVALIN
465, René-Lévesque Blvd. West
Montréal (Québec) Canada H2Z 1Z3

PREPARATION: G.B. [Signature]
APPROVAL: DISCIPLINE ENGINEER

DRAWN: F.R.
ENGINEERING MANAGER

CHECKED: M.L. [Signature]
PROJECT MANAGER

DATE: 2011/03/24
CLIENT

SCALE: AS SHOWN

CLIENT: **stornoway** (Canada) inc.

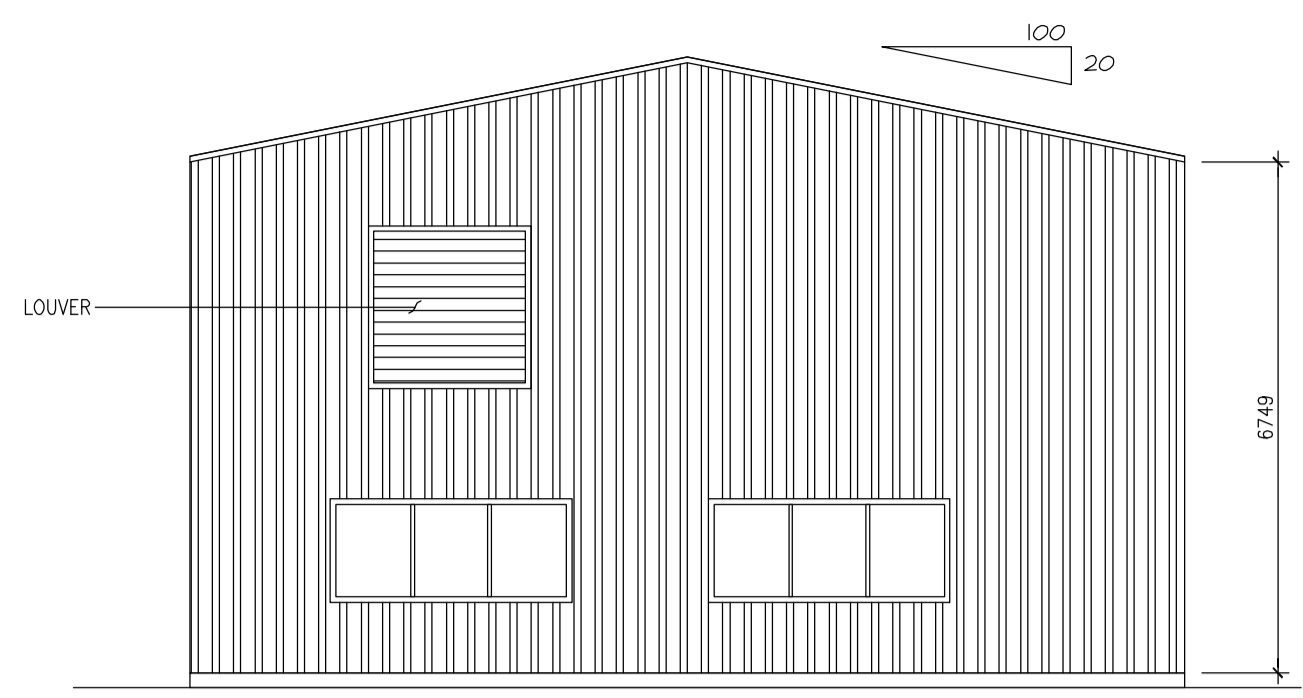
PROJECT: **RENARD PROJECT**

TITLE: **ONSITE UTILITIES AND INFRASTRUCTURES POWER STATION ELECTRICAL BUILDING PRIMARY SUBSTATION, PRIMARY SWITCHGEAR PLAN VIEW, ELEVATIONS**


PROJECT No	SUBDIVISION	SUBJECT	SERIAL	REV.
504421	5214	44 D1	0001	00

504421AHEN - FRAME A1 HORIZONTAL ENGLISH

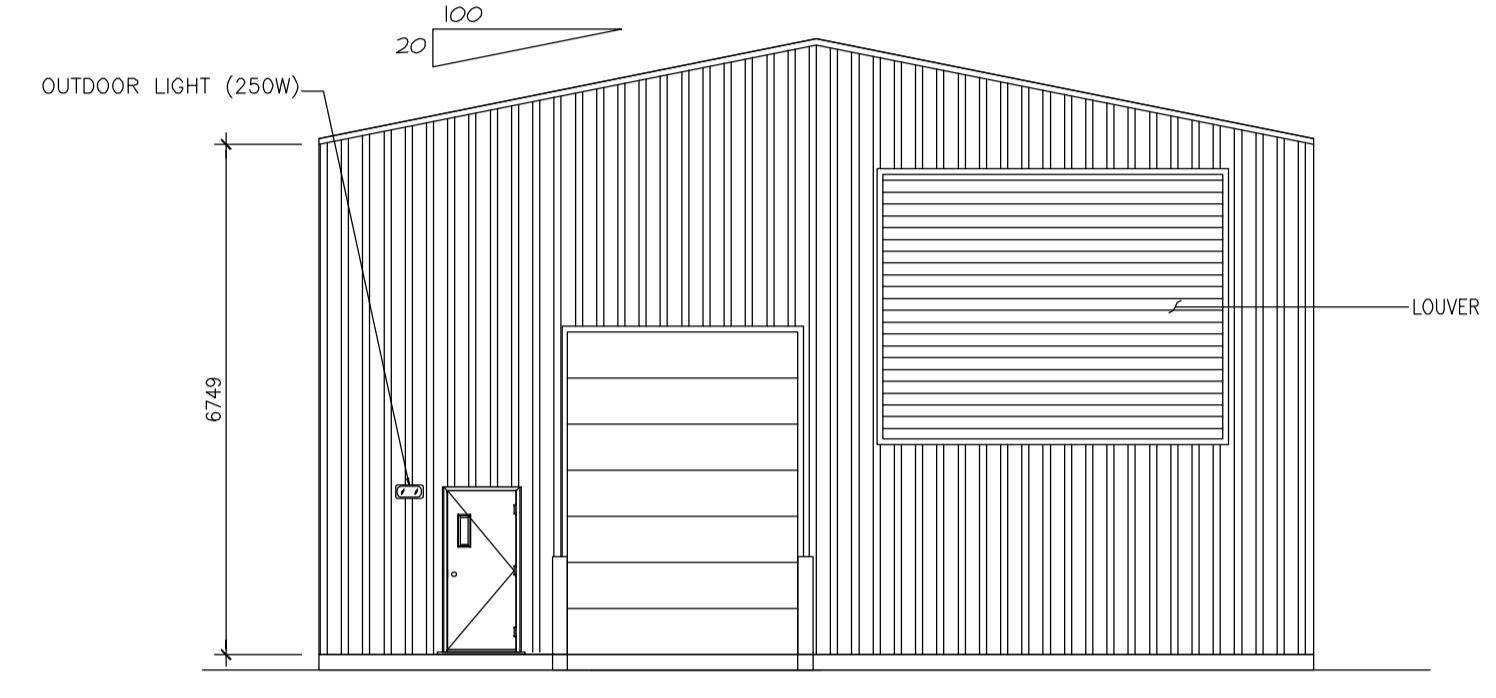
LAST SAVE: 2011/04/18 - 12:51pm
PATH: R:\504421\44_Architecture\Emissions\2011-04-18 - Issued for BID\504421-5214-44D1-0001-00.dwg




REAR ELEVATION
1:100



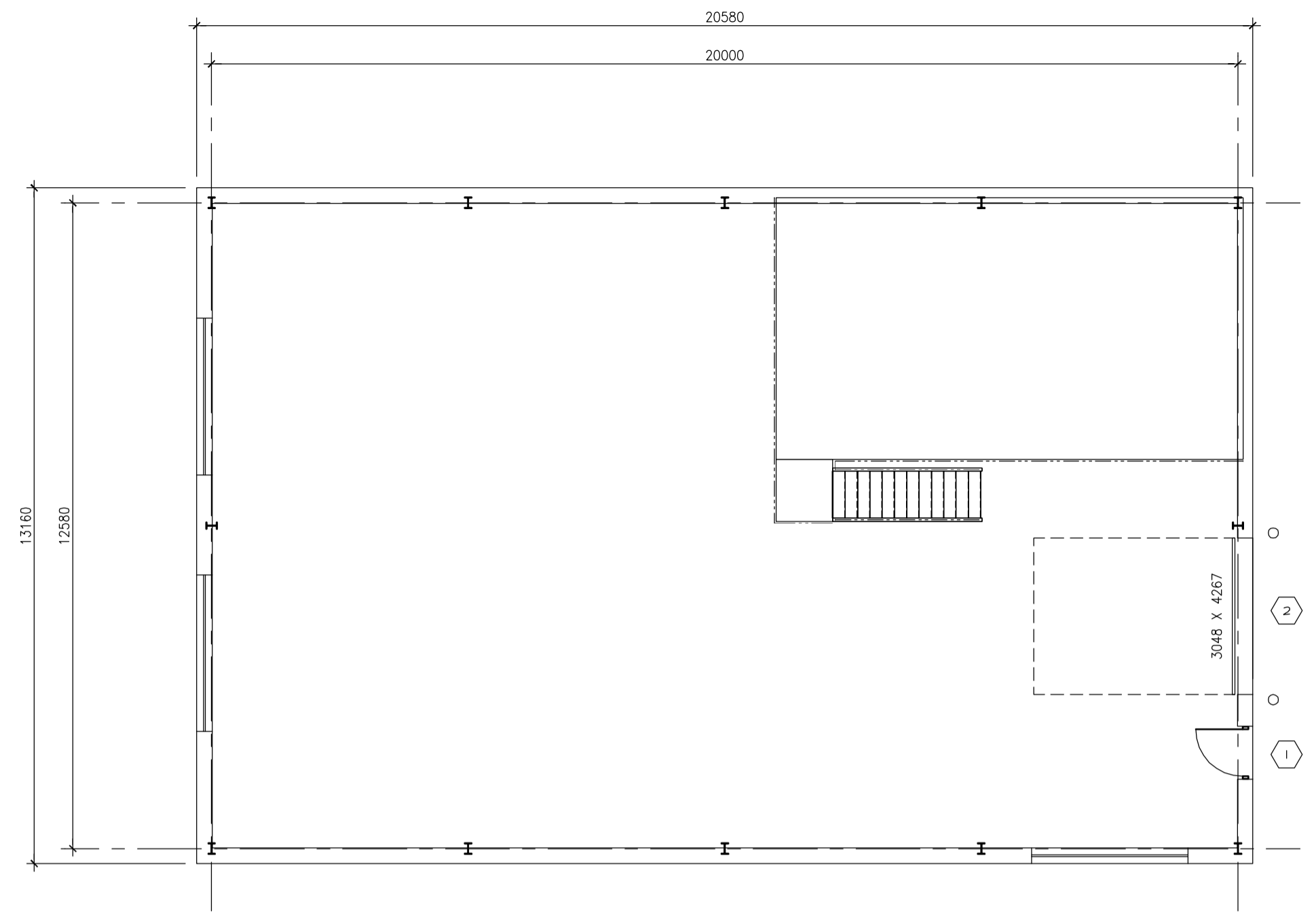
LEFT ELEVATION
1:100



FRONT ELEVATION
1:100



RIGHT ELEVATION
1:100



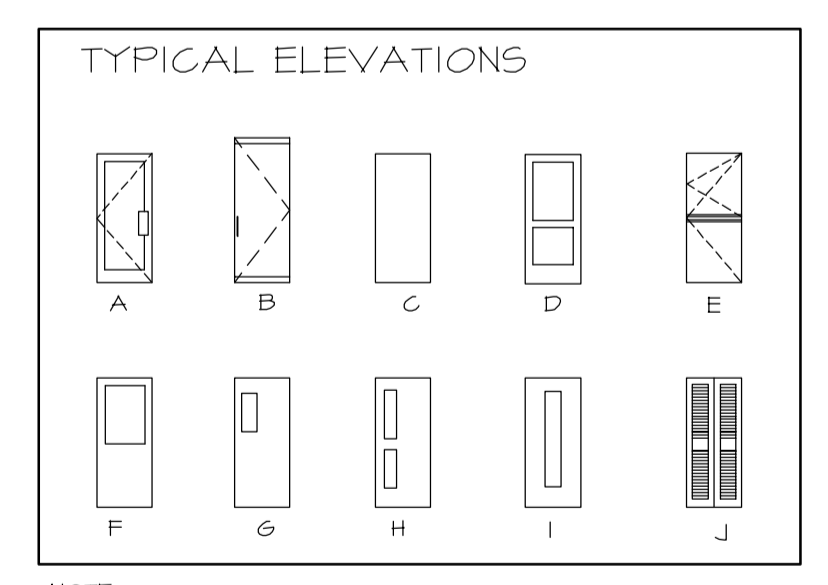
PLAN VIEW
1:100

DOORS AND FRAMES REGISTER (1)		DOORS/WINDOWS				GLASS				FRAMES		HARDWARE								NOTE										
NO	DESTINATIONS	FIRE ULC	ELEVATION	TYPICAL	FINISH	THICKNESS	WIDTH	HEIGHT	CONSTRUCTION	PLATE GLASS	INSULATING GLASS	TREMPERED	WIRED	LAMINATED	TEINTED	CONSTRUCTION	FINISH	ELEVATION	NO		HINGES	LOCK	PULL HANDLE	PUSH HANDLE	FOOT PLATE	CLOSER	SOUND PROOF STOPPER	THRESHOLD	WEATHERSTRIP	
1	EXT. TO BOILER ROOM		6	P	45	414	2134	HM/IN		●						HM/IN	P		1	●	SI		●	●						J
2	EXT. TO BOILER ROOM					3048	4267												2											

(1) DOORS AND FRAMES IN EXTERIOR WALL ONLY
SI PANIC EXIT DEVICE WITH ENTRANCE FUNCTION

KEY

AL	ALUMINUM
HM	HOLLOW METAL
AN	ANODISED
IN	INSULATED
P	PAINT



NOTE:
J. MOTORIZED OVERHEAD DOOR

ISSUE REGISTER		ISSUE REGISTER		REVISION REGISTER		REVISION REGISTER		REFERENCE DRAWINGS NUMBER	
ISSUE No	REV.	DATE (Y/M/D)	PURPOSE OF ISSUE	TRANSMISSION LETTER No	ISSUE No	REV.	DATE (Y/M/D)	PURPOSE OF ISSUE	TRANSMISSION LETTER No
03	00	2011/04/18	FOR BID						
02	PB	2011/03/25	FOR CLIENT REVIEW & COMMENT		PB		2011/03/25	G.B. M.L.	
01	PA	2011/03/24	FOR INTERNAL COORDINATION		PA		2011/03/24	G.B. M.L.	

PROFESSIONAL SEAL

SNC-LAVALIN
465, René-Lévesque Blvd. West
Montreal (Québec) Canada H2Z 1Z3

DESIGNED G.B.	APPROVAL DISCIPLINE ENGINEER
DRAWN F.R.	ENGINEERING MANAGER
CHECKED M.L.	PROJECT MANAGER
DATE 2011/03/24	CLIENT

SCALE
AS SHOWN

CLIENT

les diamants stornoway (canada) inc.

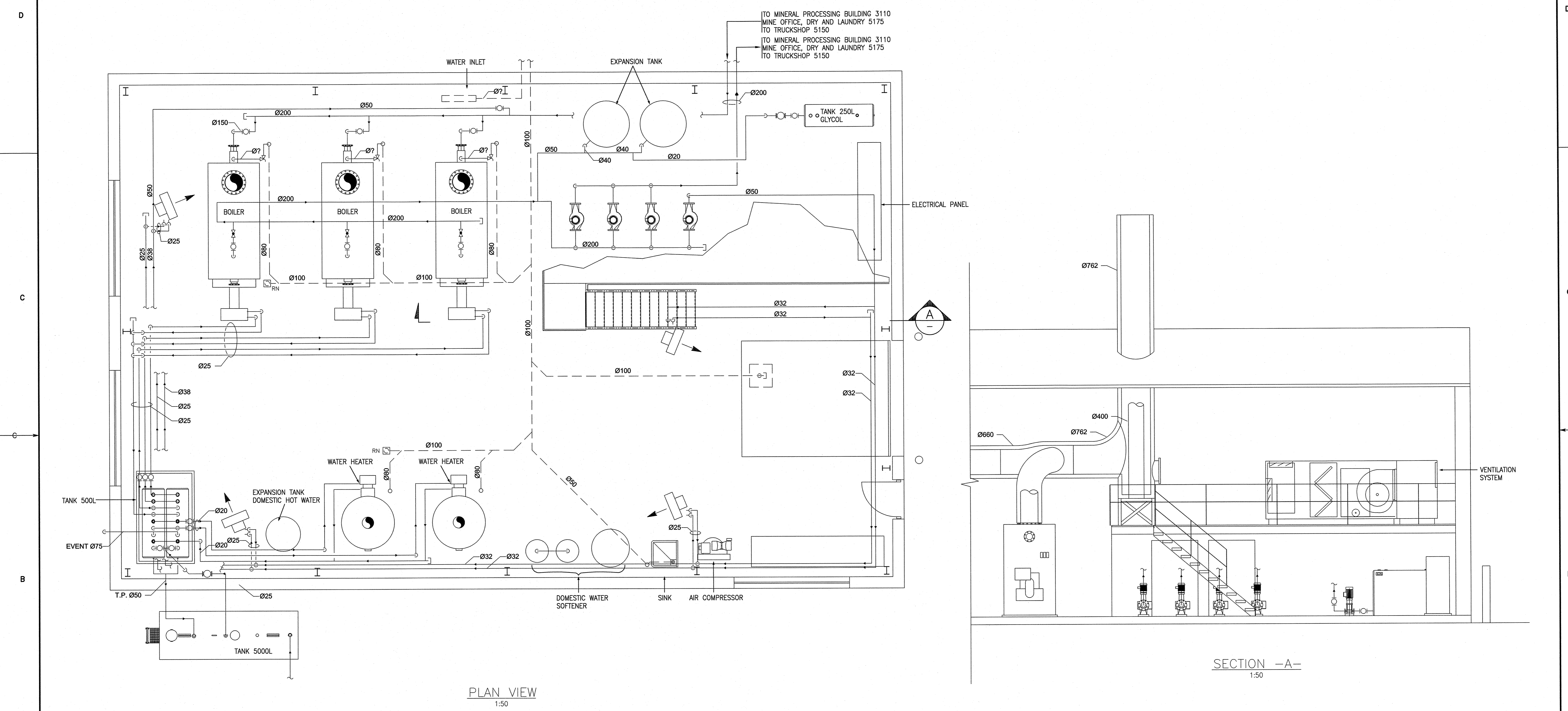
PROJECT
RENARD PROJECT

TITLE/SITE UTILITIES AND INFRASTRUCTURES
BOILER AREA
PLAN VIEW, ELEVATIONS

PROJECT No	SUBDIVISION	SUBJECT	SERIAL	REV.
504421	5310	44 D1	0001	00

504421A1HEN - FRAME A1 HORIZONTAL ENGLISH

LAST SAVE: 2011/04/18 - 11:43am
PATH: R:\504421\44_Architecture\Emissions\2011-04-18 - Issued for BID\504421-5310-44D1-0001-00.dwg



PLAN VIEW
1:50

SECTION -A-A
1:50

LAST SAVE: 2011/05/19 8:35:58am
 PATH: R:\504421\AS_Mechanical\504421-5310-4501-0001-00.dwg

ISSUE REGISTER				ISSUE REGISTER				REVISION REGISTER				REVISION REGISTER				REFERENCE DRAWINGS NUMBER	
ISSUE No	REV.	DATE (Y/M/D)	PURPOSE OF ISSUE	TRANSMISSION LETTER No	ISSUE No	REV.	DATE (Y/M/D)	PURPOSE OF ISSUE	TRANSMISSION LETTER No	REVISION DESCRIPTION	DATE (Y/M/D)	INITIALS: * DESIGNED ** APPROVED	REVISION DESCRIPTION	DATE (Y/M/D)	INITIALS: * DESIGNED ** APPROVED	No	
03	00	2011/05/18	FOR BID														
02	PB	2011/05/06	FOR CLIENT REVIEW														
01	PA	2011/04/27	FOR INTERNAL COORDINATION														

PROFESSIONAL SEAL

SNC-LAVALIN
 SNC-LAVALIN
 405, René-Lévesque Blvd. West
 Montréal (Québec) Canada H2Z 1Z3

DESIGNED G. PICARD	APPROVAL A. GUAY
DRAWN S. BOURGEOIS	ENGINEERING MANAGER M. LACHANCE
CHECKED M. RHEAUME	PROJECT MANAGER P. GENDREAU
DATE 2011/04/27	CLIENT R. BEAULIEU

SCALE: 1:50
 500 0 500 1500 2500mm

CLIENT

stornoway
 les diamants
 (Canada) inc.

PROJECT

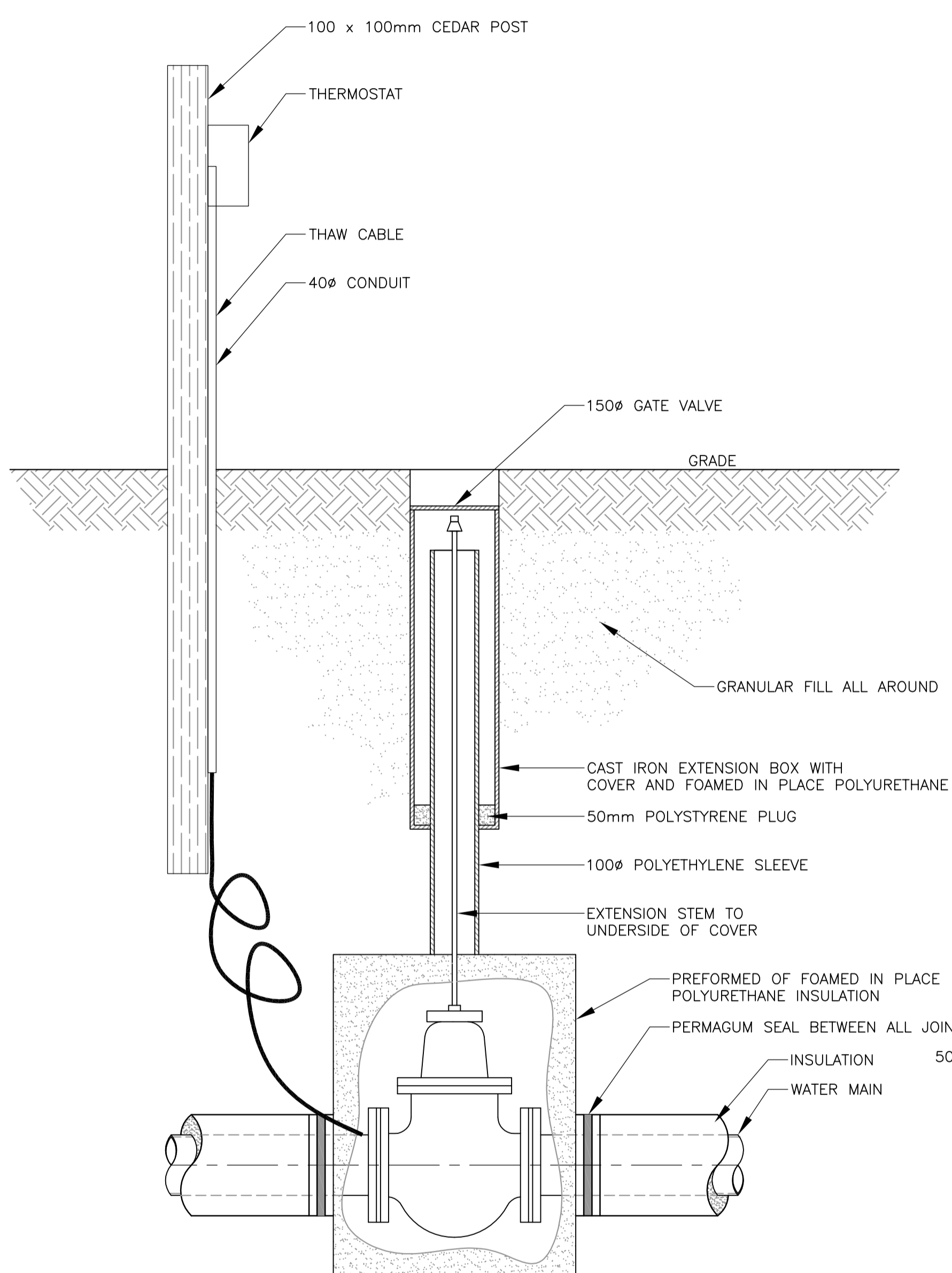
RENARD PROJECT

TITLE: ONSITE UTILITIES & INFRASTRUCTURES
 BOILER AREA
 ARRANGEMENT
 PLAN VIEW

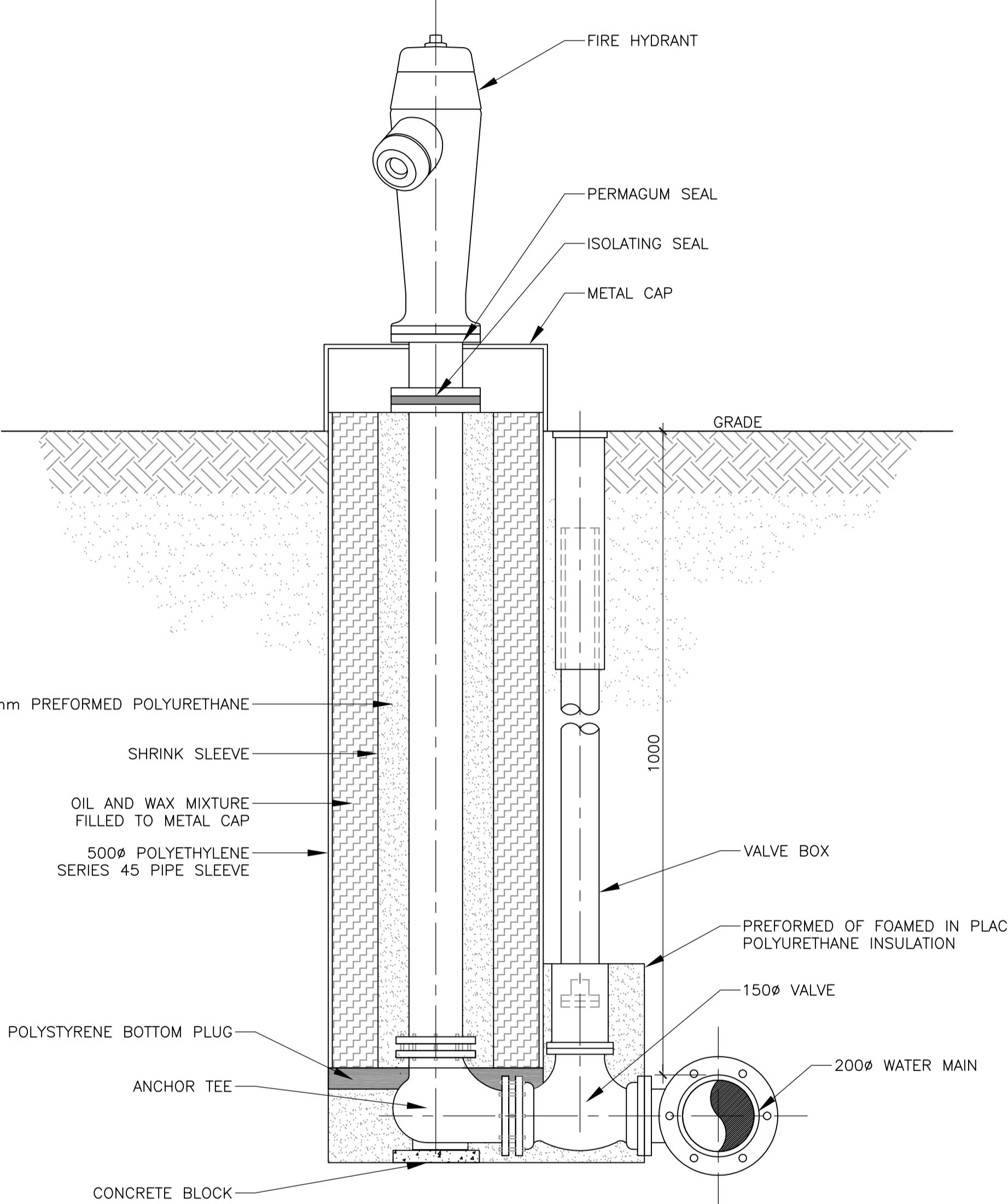
PROJECT No	SUBDIVISION	SUBJECT	SERIAL	REV.
504421	5310	45 D1	0001	00

504421AHEN - FRAME AT HORIZONTAL ENGLISH

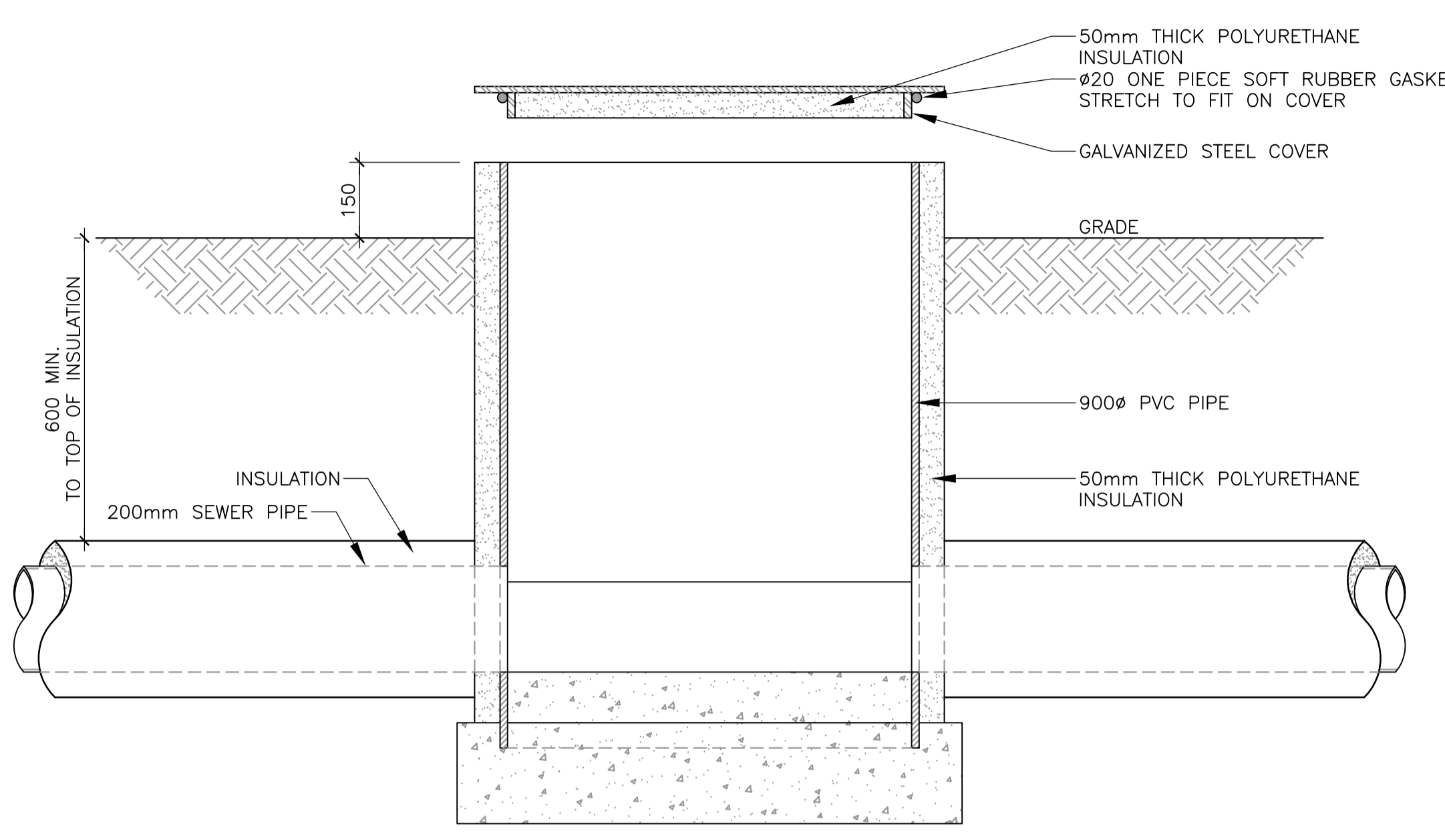
WATER SUPPLY AND DISTRIBUTION NETWORK



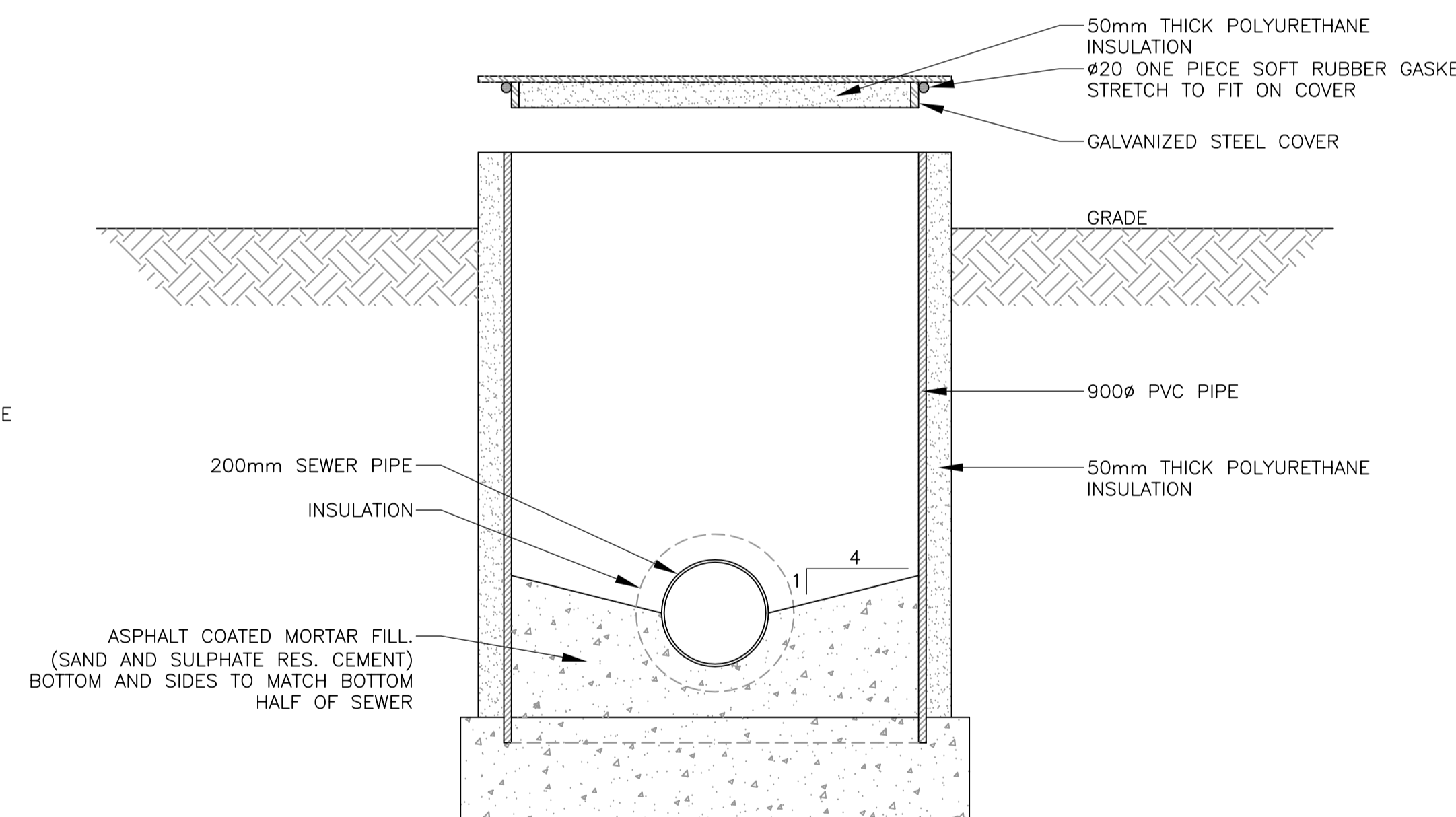
MAIN CONNECTION
NTS



BELOW GROUND HYDRANT
NTS



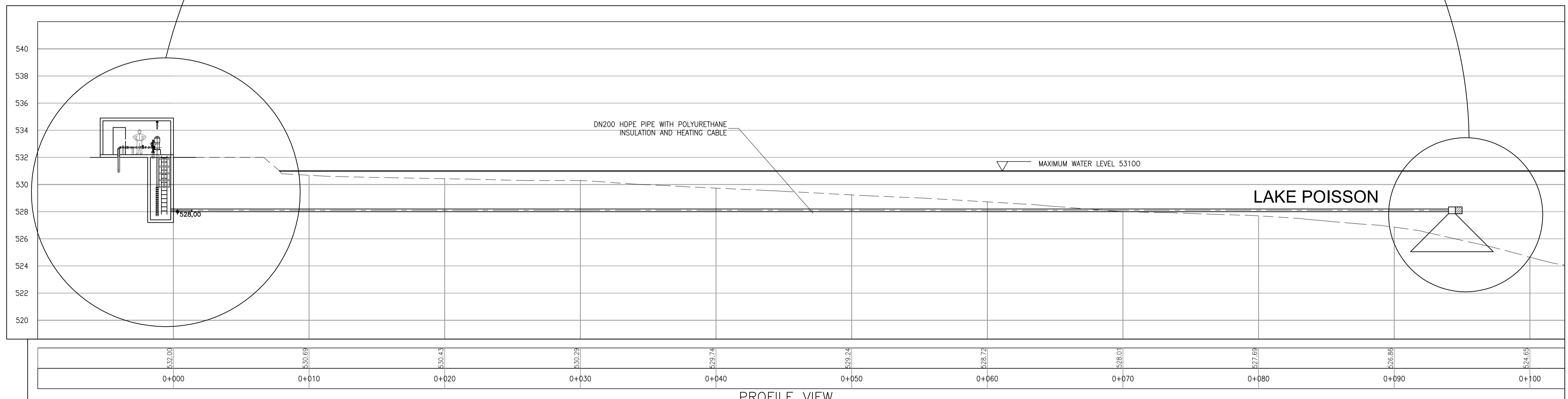
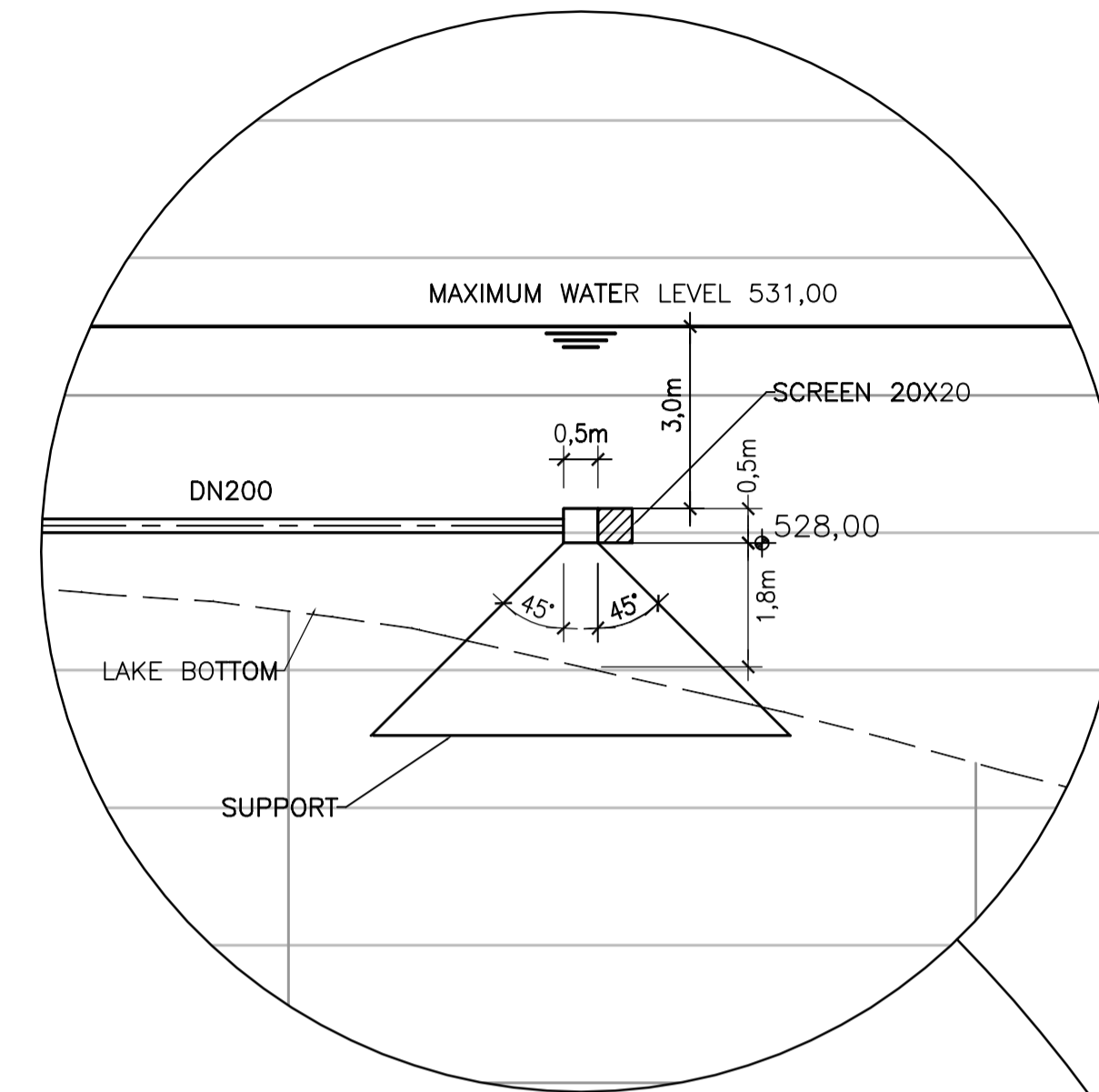
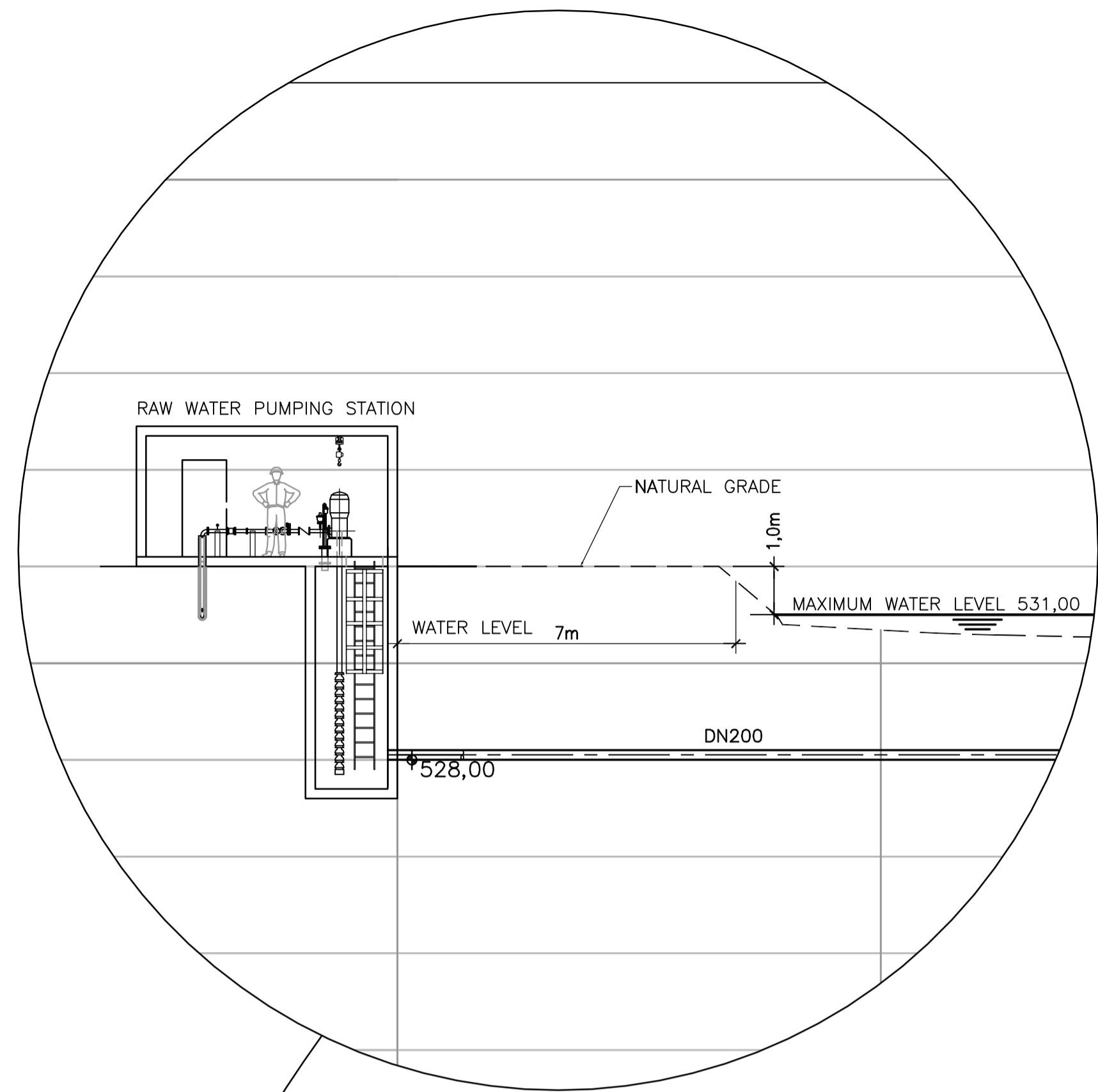
MANHOLE
NTS



MANHOLE
NTS

ISSUE REGISTER		ISSUE REGISTER		REVISION REGISTER		REVISION REGISTER		REFERENCE DRAWINGS NUMBER	
ISSUE No	REV.	DATE (Y/M/D)	PURPOSE OF ISSUE	TRANSMISSION LETTER No	ISSUE No	REV.	DATE (Y/M/D)	PURPOSE OF ISSUE	TRANSMISSION LETTER No
03	00	2011-04-13	ISSUED FOR STUDY						
02	PB	2011-03-17	FOR CLIENT REVIEW						
01	PA	2011-02-24	FOR INTERNAL REVIEW						
								504421-5500-4100-0003	
								504421-5500-4100-0001	

PROFESSIONAL SEAL	 SNC-LAVALIN 455, René-Lévesque Blvd. West Montréal (Québec) Canada H2Z 1Z3	 amec	CLIENT	 stornoway (Canada) Inc.										
DESIGNED	C. BOUDAA	APPROVAL	DISCIPLINE ENGINEER	PROJECT	RENARD PROJECT									
DRAWN	J. CHATEAUVERT	APPROVAL	ENGINEERING MANAGER	TITLE	FIRE HYDRANT AND MANHOLE DETAILS									
CHECKED	M. GREGOIRE	APPROVAL	PROJECT MANAGER											
DATE	2011-01-26	APPROVAL	CLIENT											
SCALE	NTS	<table border="1"> <tr> <th>PROJECT No</th> <th>SUBDIVISION</th> <th>SUBJECT</th> <th>SERIAL</th> <th>REV.</th> </tr> <tr> <td>504421</td> <td>5500</td> <td>41_00</td> <td>0002</td> <td>00</td> </tr> </table>			PROJECT No	SUBDIVISION	SUBJECT	SERIAL	REV.	504421	5500	41_00	0002	00
PROJECT No	SUBDIVISION	SUBJECT	SERIAL	REV.										
504421	5500	41_00	0002	00										



PROFILE VIEW
1:150

ISSUE REGISTER		ISSUE REGISTER		REVISION REGISTER		REVISION REGISTER		REVISION REGISTER		REFERENCE DRAWINGS NUMBER	
ISSUE No	REV.	DATE (Y/M/D)	PURPOSE OF ISSUE	TRANSMISSION LETTER No	ISSUE No	REV.	DATE (Y/M/D)	PURPOSE OF ISSUE	TRANSMISSION LETTER No	No	DESCRIPTION
3	00	2011-04-13	ISSUED FOR STUDY								
2	PB	2011-03-17	FOR CLIENT REVIEW								504421-5510-41D6-0002
1	PA	2011/02/23	FOR INTERNAL REVIEW								504421-5510-45D2-0002
											504421-5510-45D2-0001

PROFESSIONAL SEAL

SNC-LAVALIN
455, René-Lévesque Blvd. West
Montréal (Québec) Canada H2Z 1Z3

DESIGNED: *C. Boudaa*
DRAWN: A. VIENNEAU
CHECKED: M. GRÉGOIRE
DATE: 2011-01-25
SCALE:

amec

DISCIPLINE ENGINEER
ENGINEERING MANAGER
PROJECT MANAGER
CLIENT

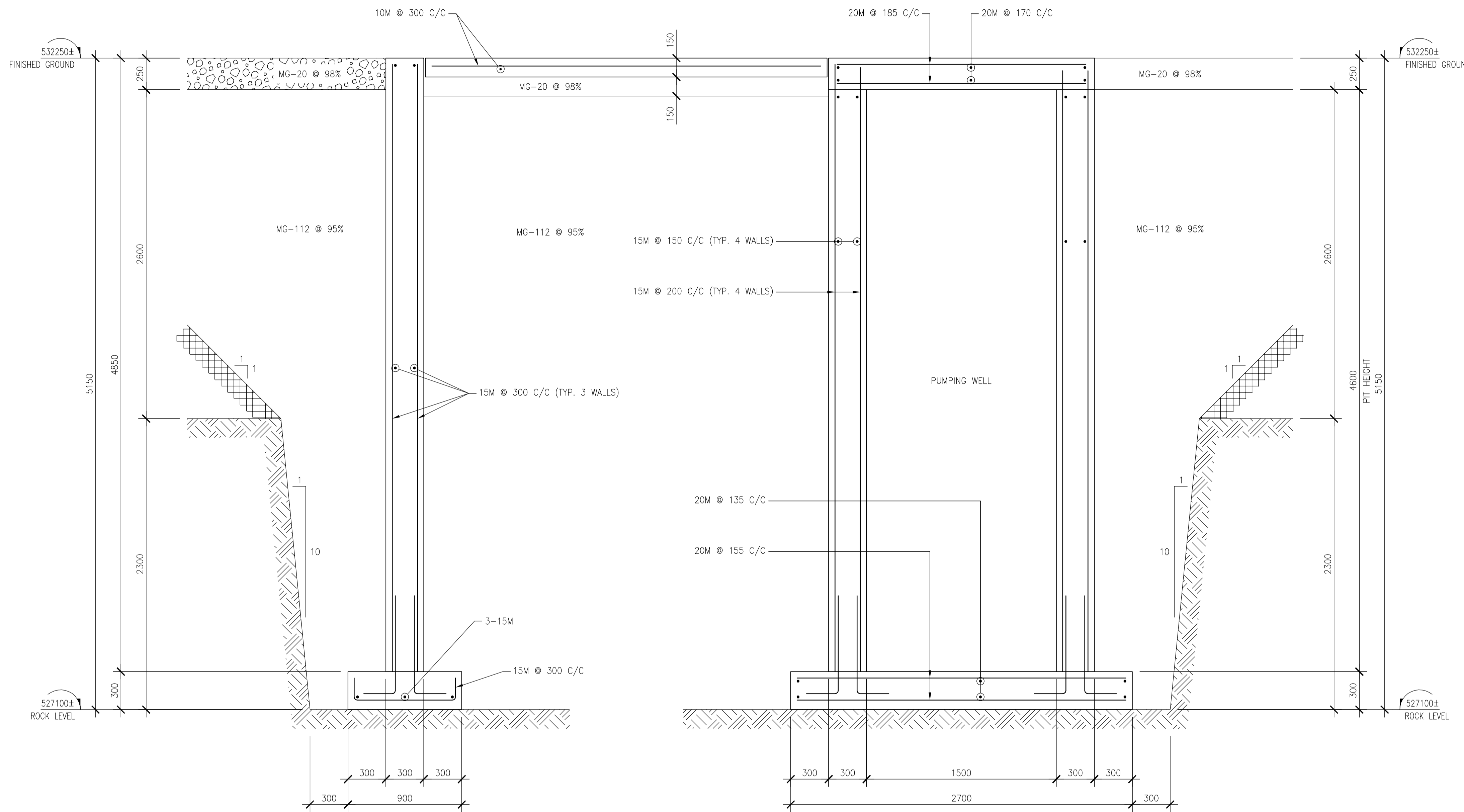
CLIENT: **stornoway** (canada) inc.

PROJECT: **RENARD PROJECT**

TITLE: **RAW WATER INTAKE**

PROJECT No	SUBDIVISION	SUBJECT	SERIAL	REV.
504421	5510	41_D6	0001	00

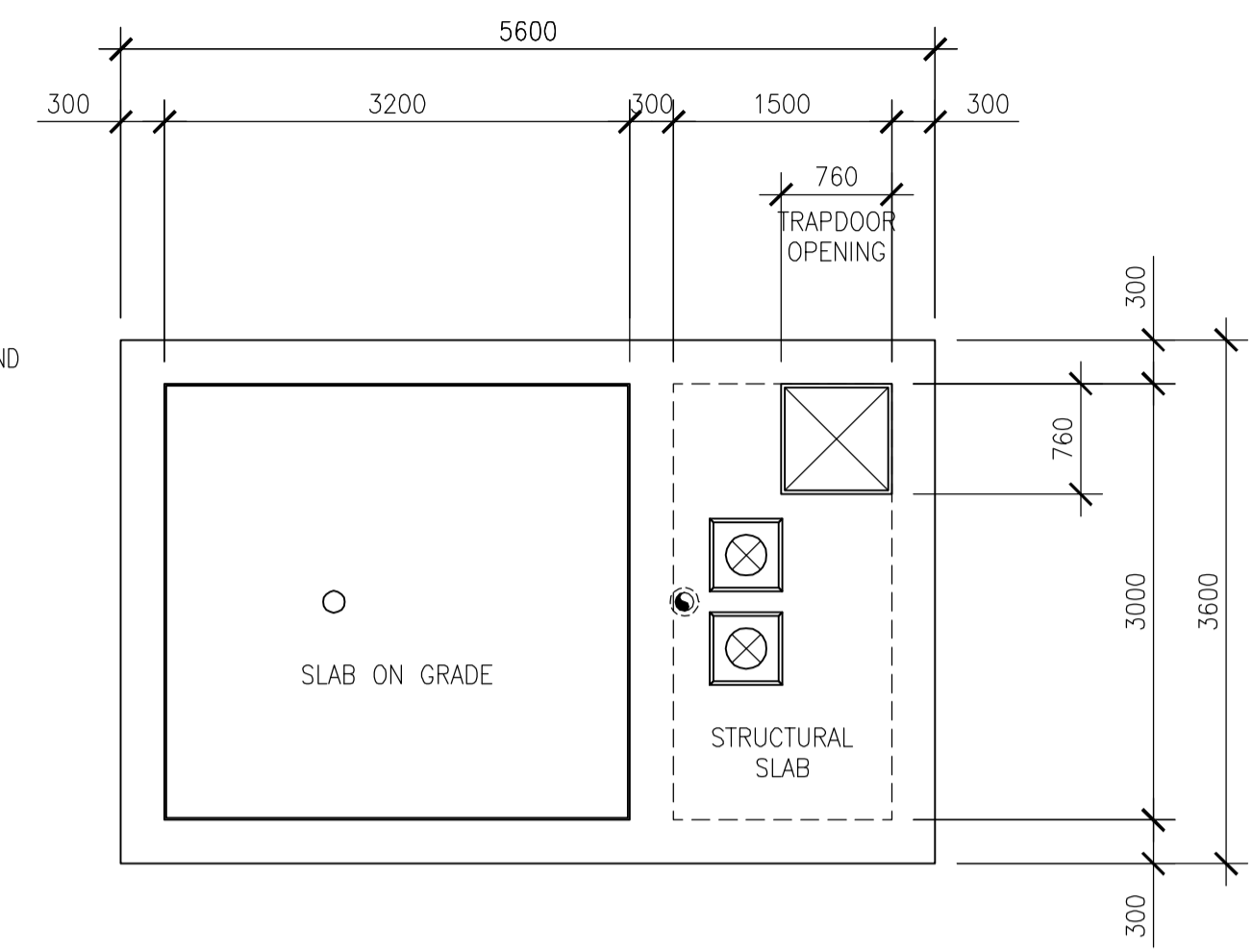
LAST SAVE: 2011/04/13 - 1:49pm
PATH: R:\504421\41_D6\504421-5510-41D6-0001-00.dwg



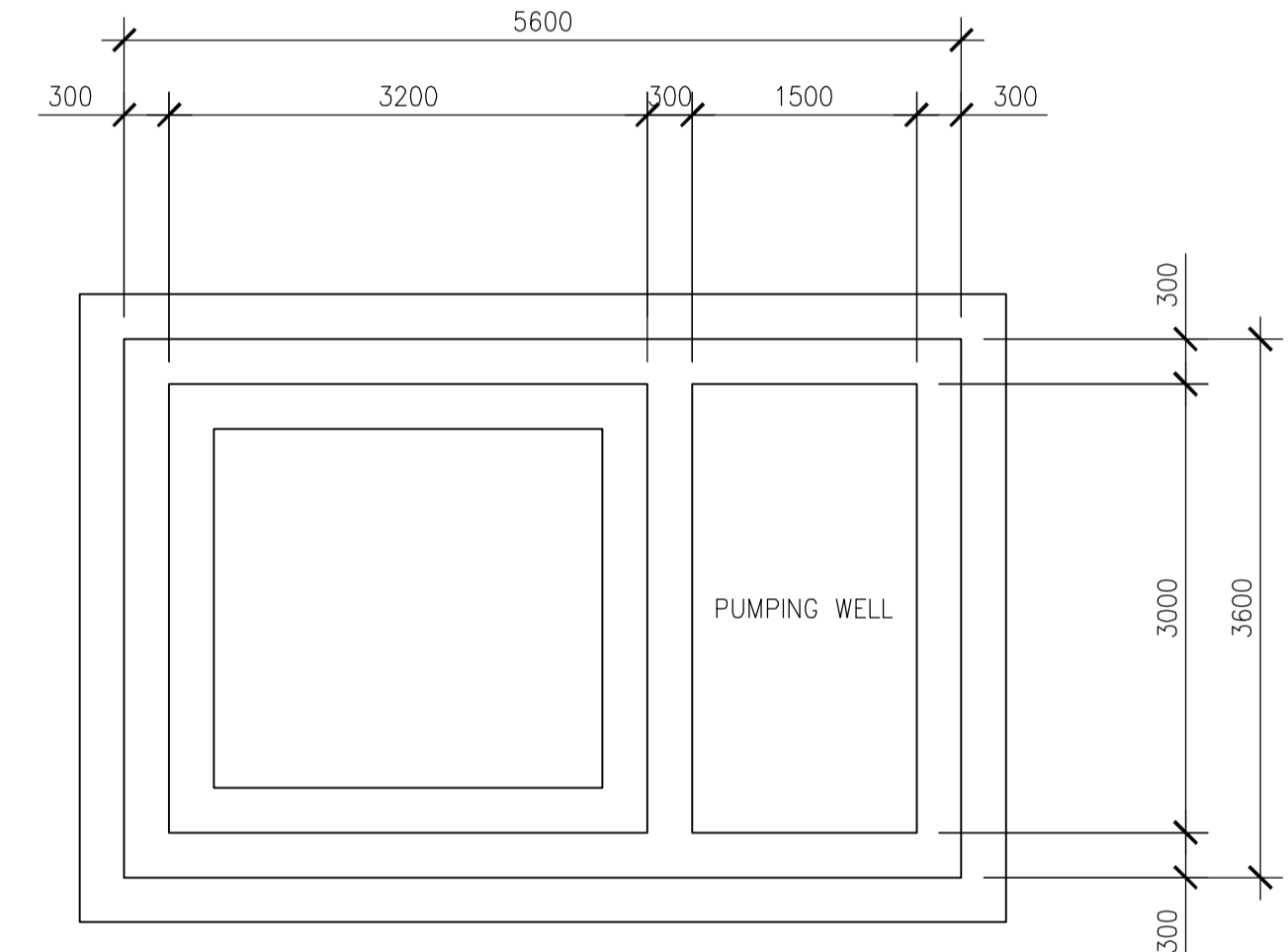
TYPICAL WALL SECTION
1:20

LEGEND:

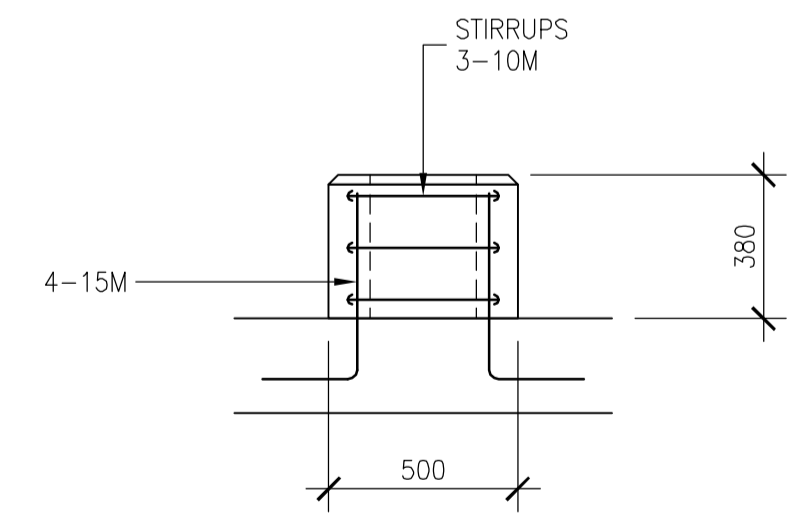
FINISHED GROUND	
ROCK LEVEL	
NATURAL GROUND	



FLOOR - PLAN VIEW
1:50



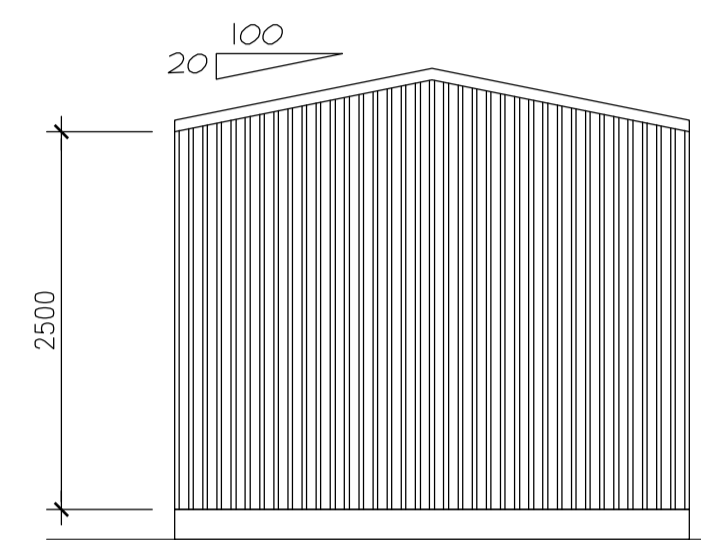
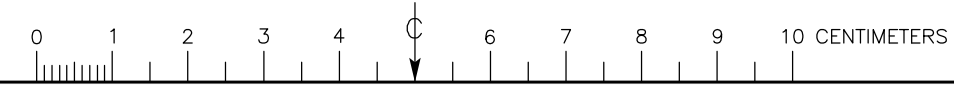
BOTTOM PIT - PLAN VIEW
1:50



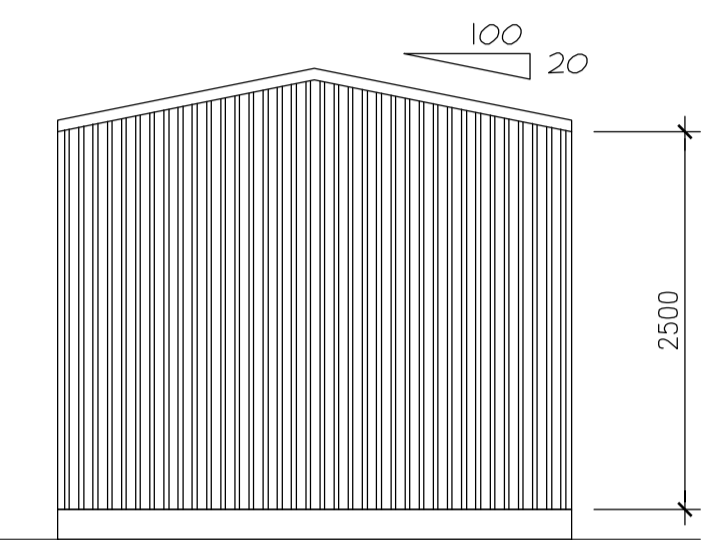
TYPICAL PUMP CONCRETE BASE
1:20

ISSUE REGISTER		ISSUE REGISTER		REVISION REGISTER		REVISION REGISTER		REFERENCE DRAWINGS NUMBER	
ISSUE No	REV.	DATE (Y/M/D)	PURPOSE OF ISSUE	TRANSMISSION LETTER No	ISSUE No	REV.	DATE (Y/M/D)	PURPOSE OF ISSUE	TRANSMISSION LETTER No
03	00	2011/07/06	FOR BID						
02	PB	2011/06/29	FOR CLIENT REVIEW & COMMENT		PB		2011/06/29	SECOND ISSUE	G.B. M.L.
01	PA	2011/05/27	FOR INTERNAL COORDINATION		PA		2011/05/27	FIRST ISSUE	G.B. M.L.

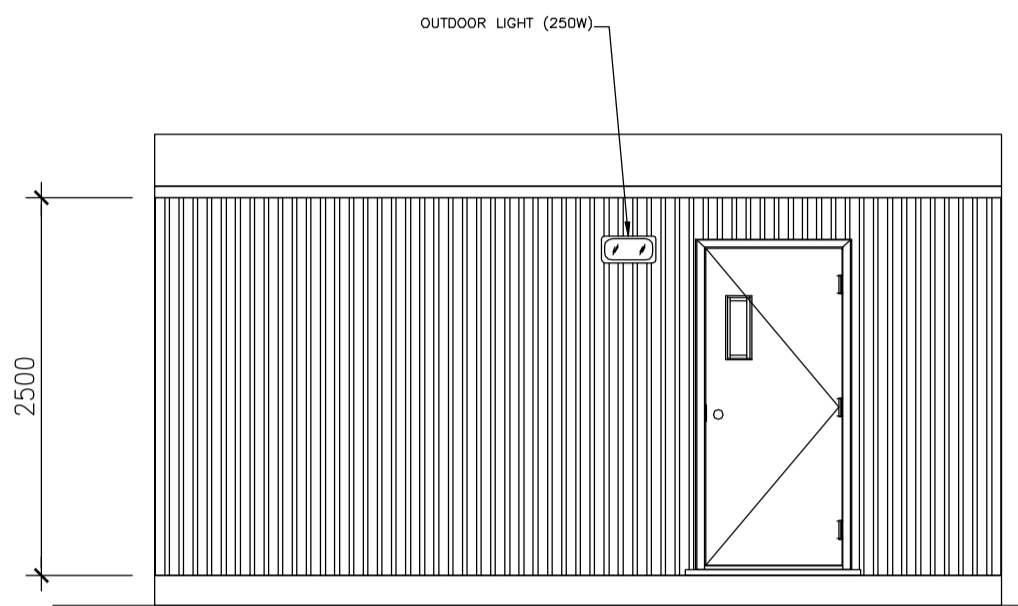
 SNC-LAVALIN 455, René-Lévesque Blvd. West Montréal (Québec) Canada H2Z 1Z3		CLIENT stornoway (Canada) inc.				
PREPARATION DESIGNED G.B. DRAWN F.R. CHECKED M.L. DATE 2011/05/27 SCALE AS SHOWN	APPROVAL DISCIPLINE ENGINEER ENGINEERING MANAGER PROJECT MANAGER CLIENT	PROJECT RENARD PROJECT TITLE/SITE UTILITIES AND INFRASTRUCTURES RAW WATER PUMPING STATION FOUNDATIONS PLAN VIEW, TYPICAL WALL SECTION				
		PROJECT No	SUBDIVISION	SUBJECT	SERIAL	REV.
		504421	5510	42, D1	0001	00




RIGHT ELEVATION
1:50



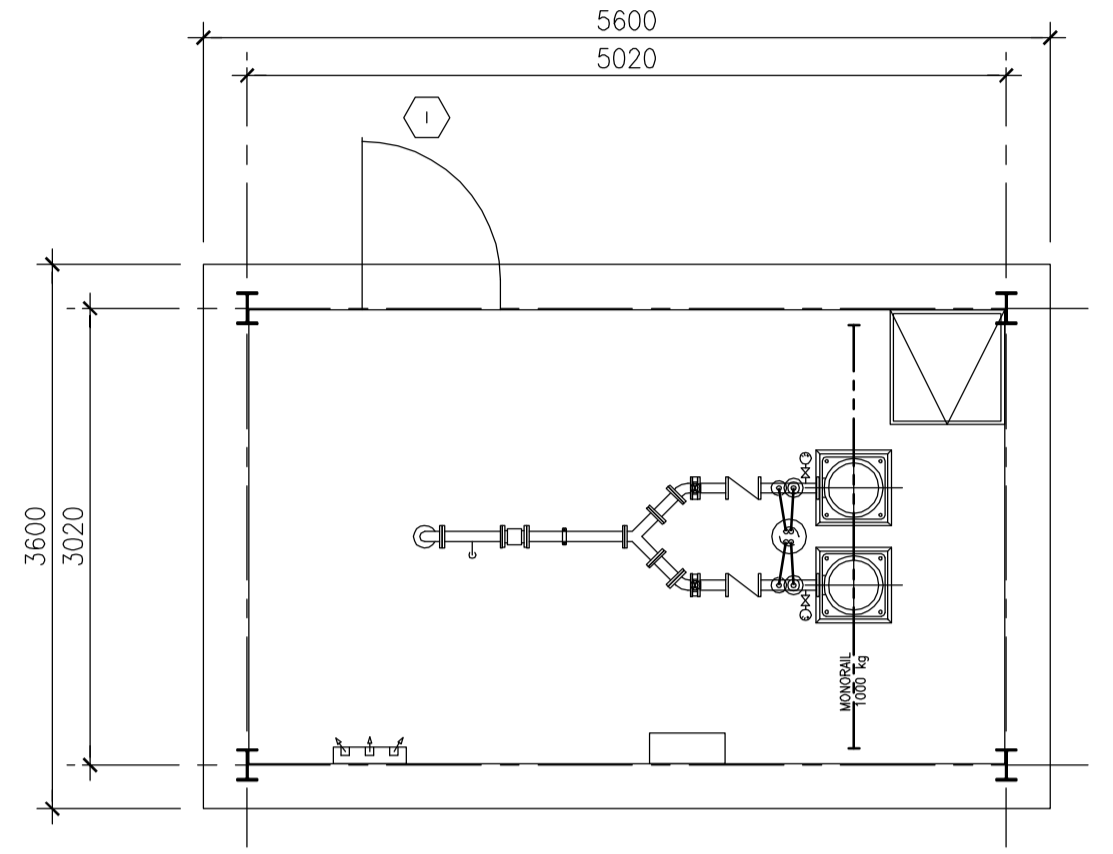
LEFT ELEVATION
1:50



FRONT ELEVATION
1:50



REAR ELEVATION
1:50



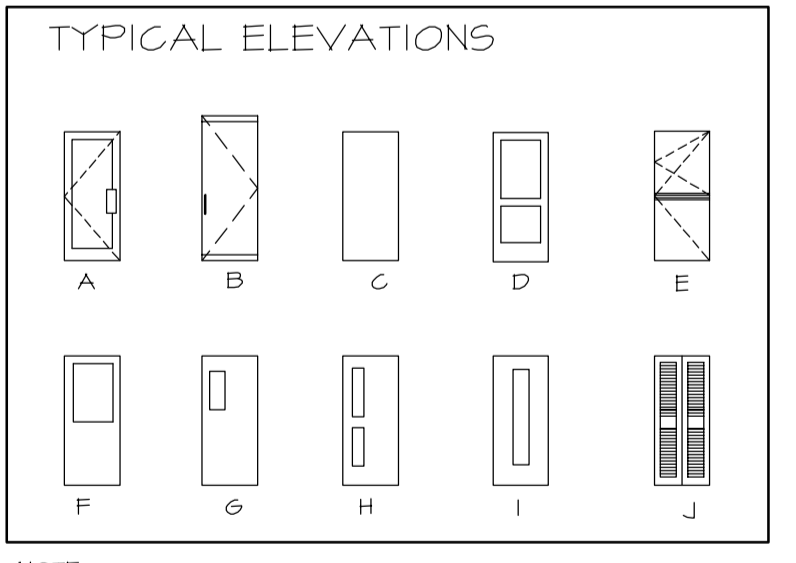
PLAN VIEW
1:50

DOORS AND FRAMES REGISTER (1)		DOORS/WINDOWS				GLASS				FRAMES		HARDWARE										NOTE					
NO	DESTINATIONS	FIRE ULC	ELEVATION	TYPICAL FINISH	THICKNESS	WIDTH	HEIGHT	CONSTRUCTION	PLATE GLASS	INSULATING GLASS	TREMPERED	WIRED	LAMINATED	TEINTED	CONSTRUCTION	FINISH	ELEVATION	NO	HINGES	LOCK	PULL HANDLE		PUSH HANDLE	FOOT PLATE	CLOSER	SOUND PROOF STOPPER	THRESHOLD
(1)	EXT. TO BOILER ROOM		6	P	45	414	2134	HM/IN	●						HM/IN	P		(1)	●	SI		●	●			AL	●

(1) DOORS AND FRAMES IN EXTERIOR WALL ONLY
SI PANIC EXIT DEVICE WITH ENTRANCE FUNCTION

KEY

AL	ALUMINUM
HM	HOLLOW METAL
AN	ANODISED
W	WOOD
IN	INSULATED
P	PAINT



ISSUE No	REV.	DATE (Y/M/D)	PURPOSE OF ISSUE	TRANSMISSION LETTER No	ISSUE No	REV.	DATE (Y/M/D)	PURPOSE OF ISSUE	TRANSMISSION LETTER No	No	REVISION DESCRIPTION	DATE (Y/M/D)	INITIALS: * DESIGNED ** APPROVED	No	REVISION DESCRIPTION	DATE (Y/M/D)	INITIALS: * DESIGNED ** APPROVED	No	REFERENCE DRAWINGS NUMBER
03	00	2011/04/18	FOR BID																
02	PB	2011/03/25	FOR CLIENT REVIEW & COMMENT		PB		2011/03/25	G.B. M.L.											
01	PA	2011/03/24	FOR INTERNAL COORDINATION		PA		2011/03/24	G.B. M.L.											

PROFESSIONAL SEAL

SNC-LAVALIN
465, René-Lévesque Blvd. West
Montreal (Québec) Canada H2Z 1Z3

PREPARATION: G.B.
APPROVAL: [Signature]

DESIGNED: G.B.
DRAWN: F.R.
CHECKED: M.L.
DATE: 2011/03/24
SCALE: AS SHOWN

CLIENT: **stornoway** (Canada) inc.

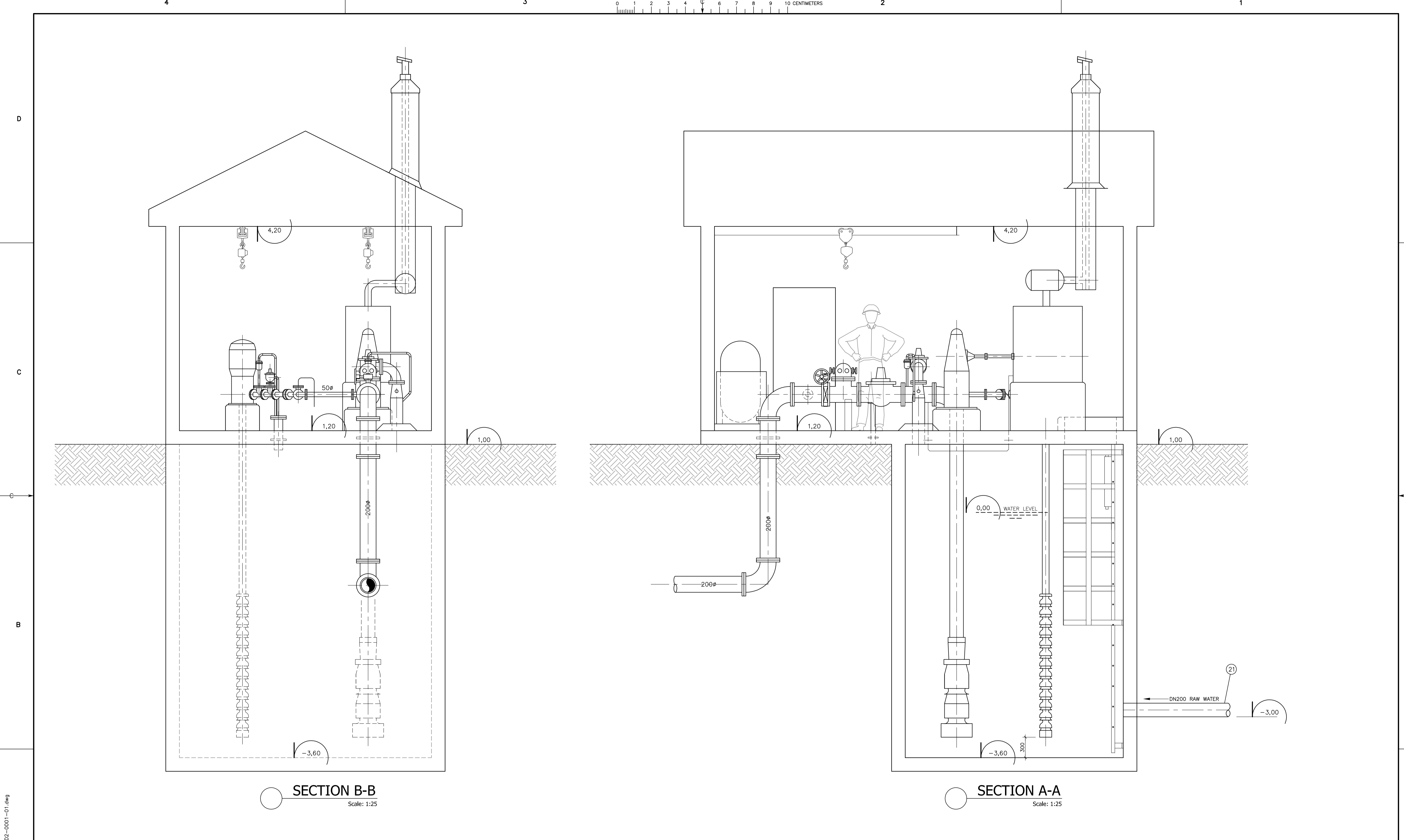
PROJECT: **RENARD PROJECT**

TITLE: **ON-SITE UTILITIES AND INFRASTRUCTURES
RAW WATER PUMPING STATION
PLAN VIEW, ELEVATIONS**

PROJECT No	SUBDIVISION	SUBJECT	SERIAL	REV.
504421	5510	44 D1	0001	00

504421A1HEN - FRAME A1 HORIZONTAL ENGLISH

LAST SAVE: 2011/04/18 - 13:06m
PATH: R:\504421\44_Architecture\Emissions\2011-04-18 - Issued for BID\504421-5510-44D1-0001-00.dwg



SECTION B-B
Scale: 1:25

SECTION A-A
Scale: 1:25

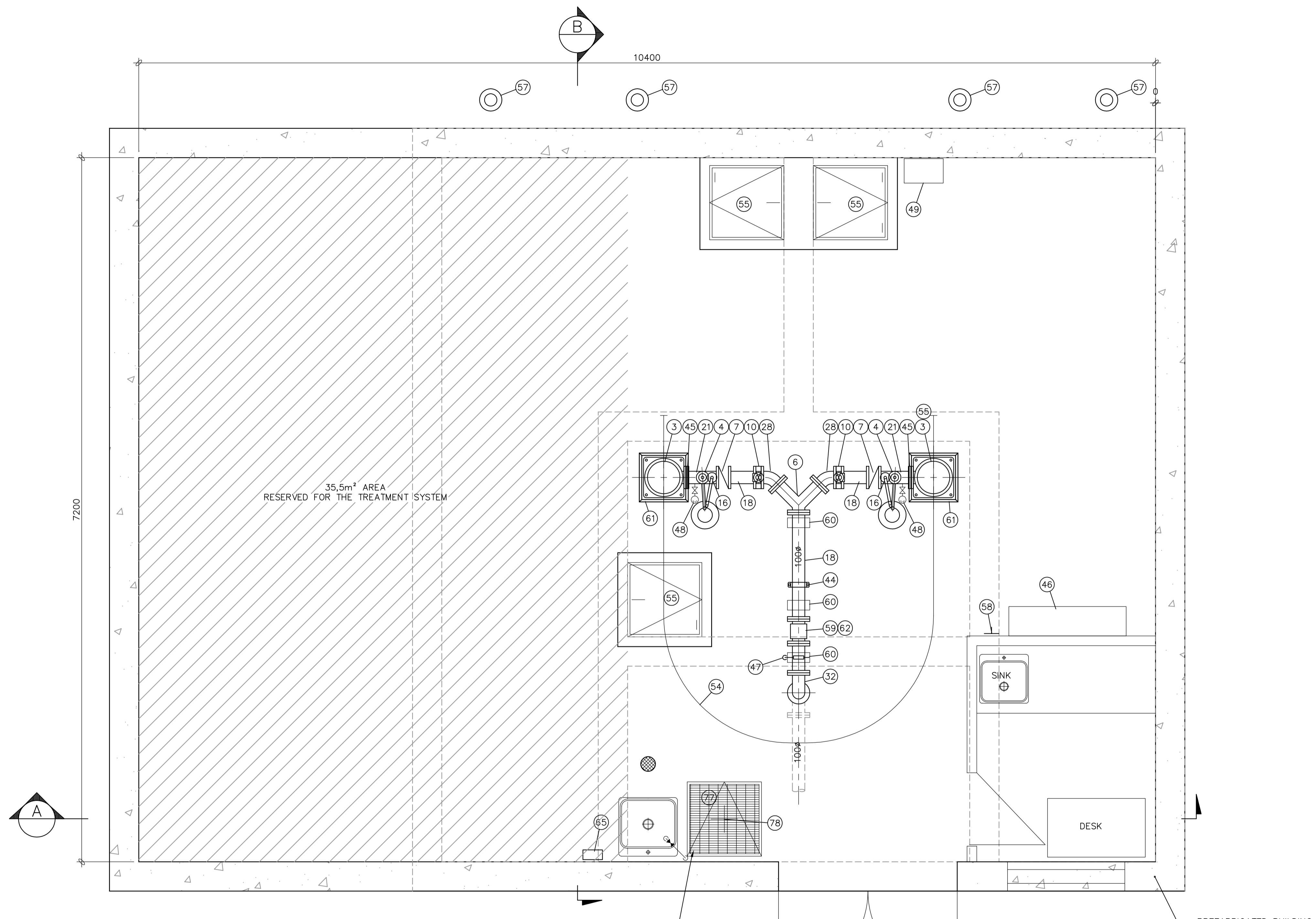
ISSUE No	REV.	DATE (Y/M/D)	PURPOSE OF ISSUE	TRANSMISSION LETTER No	ISSUE No	REV.	DATE (Y/M/D)	PURPOSE OF ISSUE	TRANSMISSION LETTER No	No	REVISION DESCRIPTION	DATE (Y/M/D)	INITIALS: * DESIGNED ** APPROVED	No	REVISION DESCRIPTION	DATE (Y/M/D)	INITIALS: * DESIGNED ** APPROVED	No	REFERENCE DRAWINGS NUMBER
4	01	2011-10-18	ISSUED FOR STUDY																
3	00	2011-04-13	ISSUED FOR STUDY																
2	PB	2011-03-17	FOR CLIENT REVIEW																
1	PA	2011/02/23	FOR INTERNAL REVIEW																

PROFESSIONAL SEAL

 SNC-LAVALIN 455, René-Lévesque Blvd. West Montréal (Québec) Canada H2Z 1Z3			
DESIGNED C. BOUDAA	DISCIPLINE ENGINEER	APPROVAL	
DRAWN J. CHATEAUVERT/A. DORION	ENGINEERING MANAGER		
CHECKED M. GRÉGOIRE	PROJECT MANAGER		
DATE 2011-02-17	CLIENT		
SCALE 1:25			

CLIENT				
PROJECT				
RENARD PROJECT				
TITLE				
RAW WATER PUMPING STATION				
PROJECT No	SUBDIVISION	SUBJECT	SERIAL	REV.
504421	5510	45 D2	0001	01

LAST SAVE: 2011/10/18 - 12:21pm
 PATH: R:\504421_45_Mechanical\504421-5510-4502-0001-01.dwg



TYPE "L" 12mmØ COPPER PIPE WITH
12mmØ VALVE FOR RAW WATER SAMPLING
"NON DRINKABLE WATER" INDICATION

PLAN VIEW – GROUND FLOOR
ECH. 1:25

ISSUE No	REV.	DATE (Y/M/D)	PURPOSE OF ISSUE	TRANSMISSION LETTER No	ISSUE No	REV.	DATE (Y/M/D)	PURPOSE OF ISSUE	TRANSMISSION LETTER No	No	REVISION DESCRIPTION	DATE (Y/M/D)	INITIALS: * DESIGNED ** APPROVED	No	REVISION DESCRIPTION	DATE (Y/M/D)	INITIALS: * DESIGNED ** APPROVED	No	REFERENCE DRAWINGS NUMBER
4	01	2011-10-18	ISSUED FOR STUDY																
3	00	2011-04-13	ISSUED FOR STUDY																504421-5560-4502-0005
2	PB	2011-03-17	FOR CLIENT REVIEW																504421-5560-4502-0004
1	PA	2011-02-24	FOR INTERNAL REVIEW																504421-5560-4502-0003
																			504421-5560-4502-0001

PROFESSIONAL SEAL

SNC-LAVALIN
455, René-Lévesque Blvd. West
Montréal (Québec) Canada H2Z 1Z3

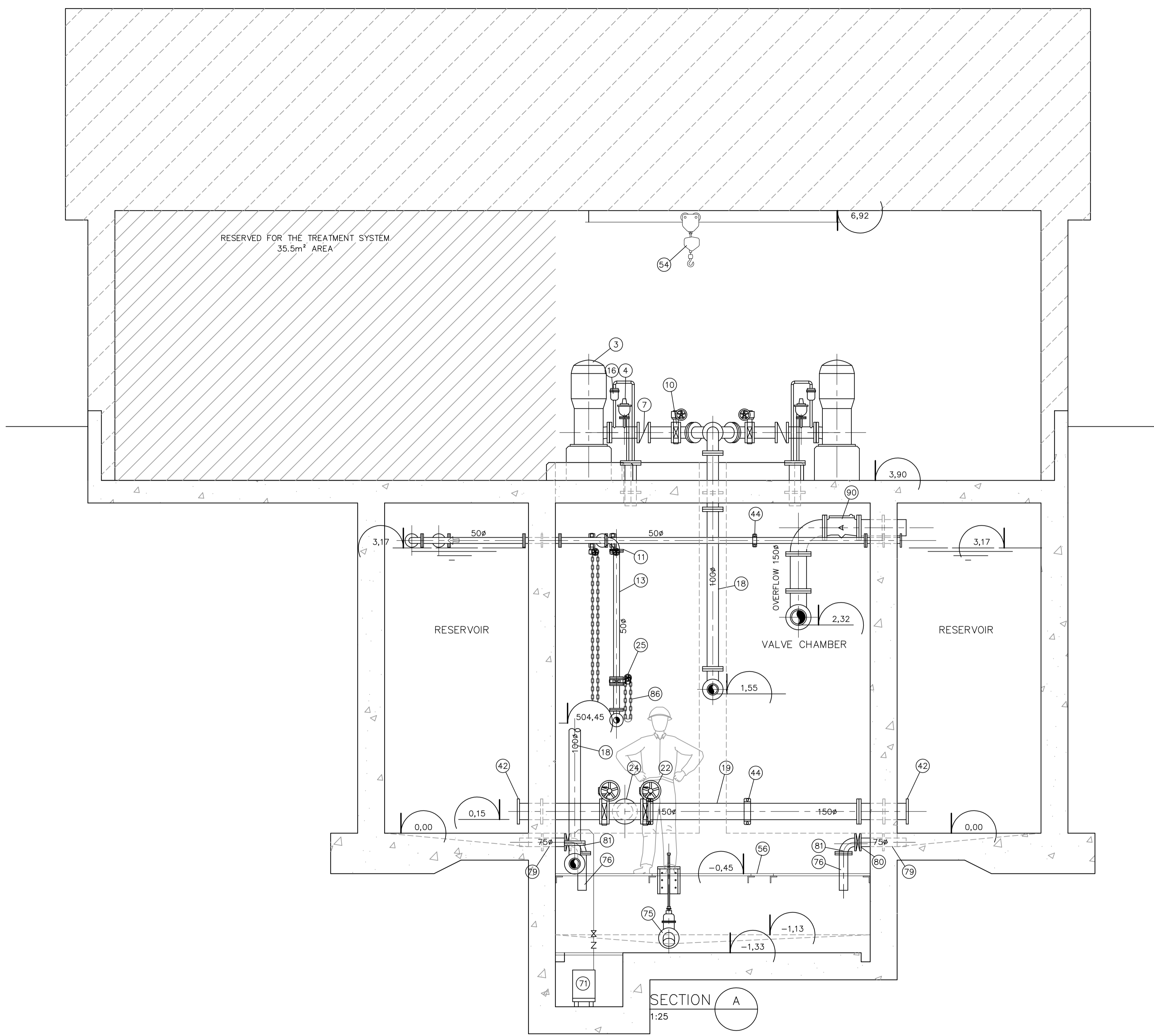
amec

PREPARATION: C. BOUDAA
APPROVAL: J. CHATELVAERT/A. DORION
ENGINEERING MANAGER: M. GREGOIRE
PROJECT MANAGER: M. GREGOIRE
CLIENT: SNC-LAVALIN

SCALE: NTS
0 800mm

CLIENT	stornoway INCORPORATED				
PROJECT	RENARD PROJECT				
TITLE	WATER TREATMENT SYSTEM AND WATER RESERVOIR GROUND FLOOR PLAN VIEW				
PROJECT No	SUBDIVISION	SUBJECT	SERIAL	REV.	
504421	5560	45_D2	0002	01	

LAST SAVE: 2011/10/18 - 12:24pm
PATH: R:\504421_45_Mechanical\504421-5560-4502-0002-01.dwg



SECTION A
1:25

ISSUE REGISTER			ISSUE REGISTER			REVISION REGISTER			REVISION REGISTER			REFERENCE DRAWINGS NUMBER			
ISSUE No	REV.	DATE (Y/M/D)	PURPOSE OF ISSUE	TRANSMISSION LETTER No	ISSUE No	REV.	DATE (Y/M/D)	PURPOSE OF ISSUE	TRANSMISSION LETTER No	No	REVISION DESCRIPTION	DATE (Y/M/D)	No	REVISION DESCRIPTION	DATE (Y/M/D)
4	01	2011-10-18	ISSUED FOR STUDY												
3	00	2011-04-13	ISSUED FOR STUDY												
2	PB	2011-03-17	FOR CLIENT REVIEW												
1	PA	2011-02-24	FOR INTERNAL REVIEW												

PROFESSIONAL SEAL

SNC-LAVALIN
455, René-Lévesque Blvd. West
Montréal (Québec) Canada H2Z 1Z3

amec

DESIGNED C. BOUDAA	DISCIPLINE ENGINEER
DRAWN J. CHATELVAERT/A. DORION	ENGINEERING MANAGER
CHECKED M. GREGOIRE	PROJECT MANAGER
DATE 2011-02-16	CLIENT

SCALE
NTS

CLIENT stornoway Canada's Inc.				
PROJECT RENARD PROJECT				
TITLE WATER TREATMENT SYSTEM AND WATER RESERVOIR A SECTION				
PROJECT No	SUBDIVISION	SUBJECT	SERIAL	REV.
504421	5560	45_D2	0003	01

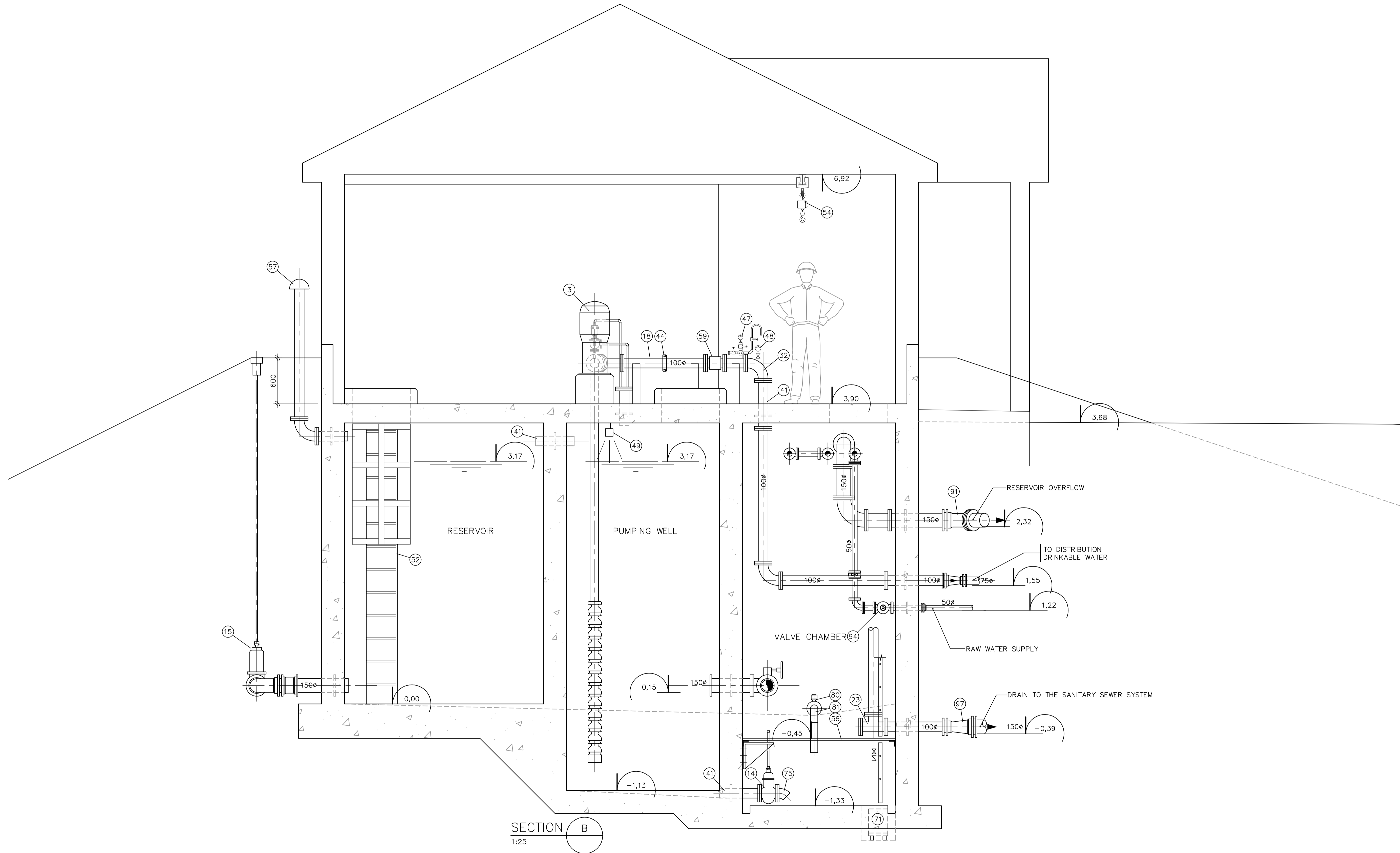
LAST SAVE: 2011/10/18 - 12:24pm
PATH: R:\504421_45_Mechanical\504421-5560-4502-0003-01.dwg

D

C

B

A



ISSUE No	REV.	DATE (Y/M/D)	PURPOSE OF ISSUE	TRANSMISSION LETTER No	ISSUE No	REV.	DATE (Y/M/D)	PURPOSE OF ISSUE	TRANSMISSION LETTER No	No	REVISION DESCRIPTION	DATE (Y/M/D)	**	No	REVISION DESCRIPTION	DATE (Y/M/D)	**	No	REFERENCE DRAWINGS NUMBER
4	01	2011-10-18	ISSUED FOR STUDY																
3	00	2011-04-13	ISSUED FOR STUDY																504421-5560-4502-0005
2	PB	2011-03-17	FOR CLIENT REVIEW																504421-5560-4502-0003
1	PA	2011-02-24	FOR INTERNAL REVIEW																504421-5560-4502-0002
																			504421-5560-4502-0001

PROFESSIONAL SEAL

SNC-LAVALIN
465, René-Lévesque Blvd. West
Montréal (Québec) Canada H2Z 1Z3

PREPARATION
DESIGNED C. BOUDAA
DRAWN J. CHATEAUVERT/A. DORION
CHECKED M. GREGOIRE
DATE 2011-02-16

APPROVAL
DISCIPLINE ENGINEER
ENGINEERING MANAGER
PROJECT MANAGER
CLIENT

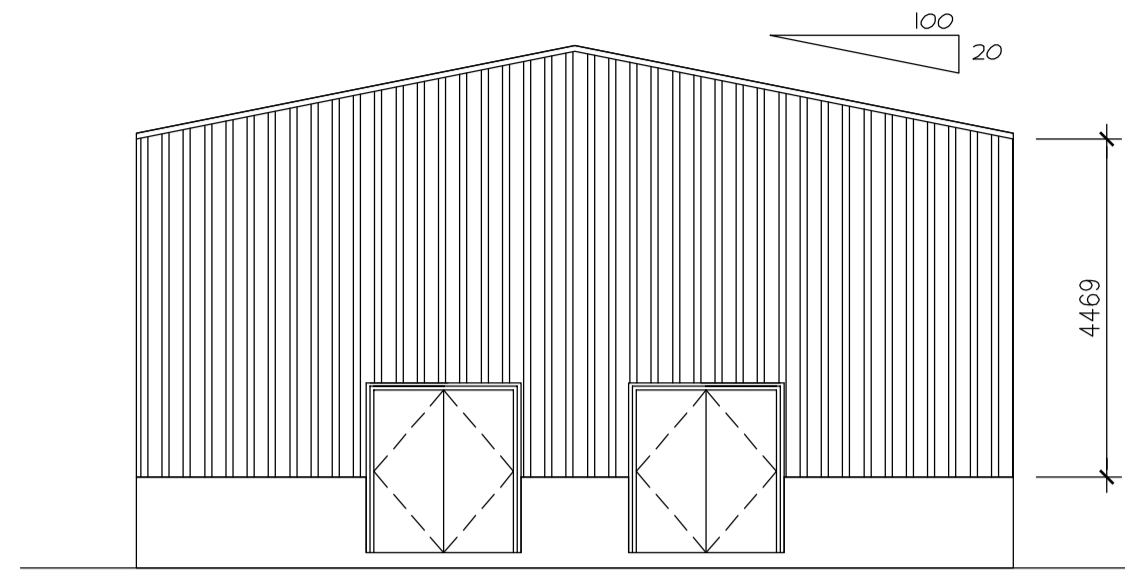
SCALE
NTS

amec

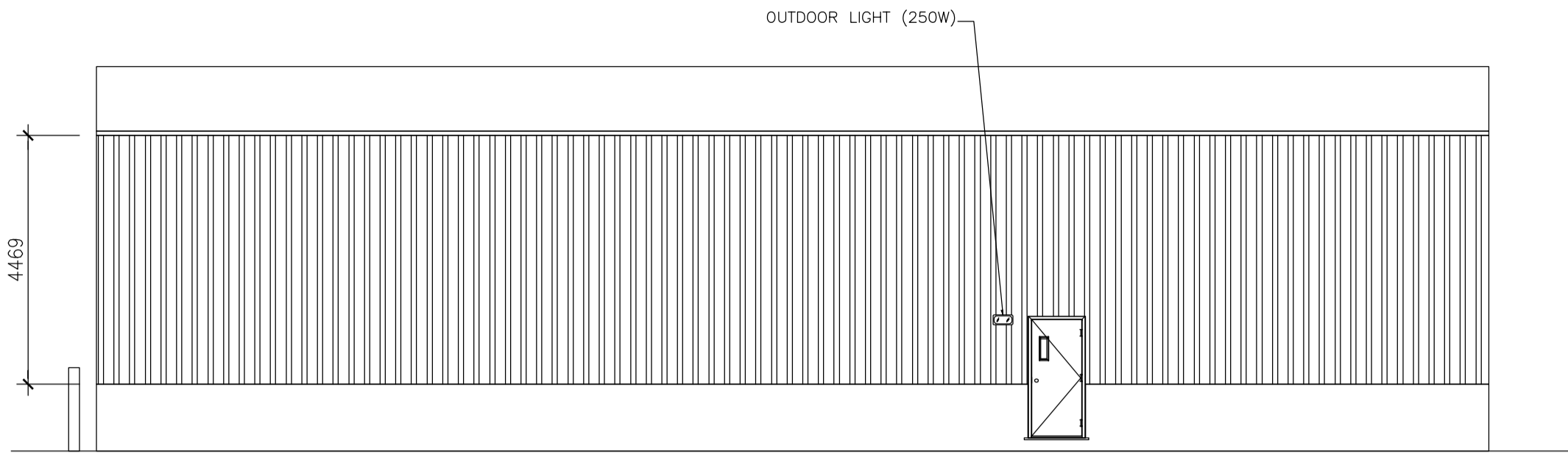
CLIENT	stornoway Inc. d'importants (Canada) Inc.				
PROJECT	RENARD PROJECT				
TITLE	WATER TREATMENT SYSTEM AND WATER RESERVOIR B SECTION				
PROJECT No	SUBDIVISION	SUBJECT	SERIAL	REV.	
504421	5560	45 D2	0004	01	

LAST SAVE: 2011/10/18 - 12:25pm
PATH: R:\504421_45_Mechanical\504421-5560-4502-0004-01.dwg

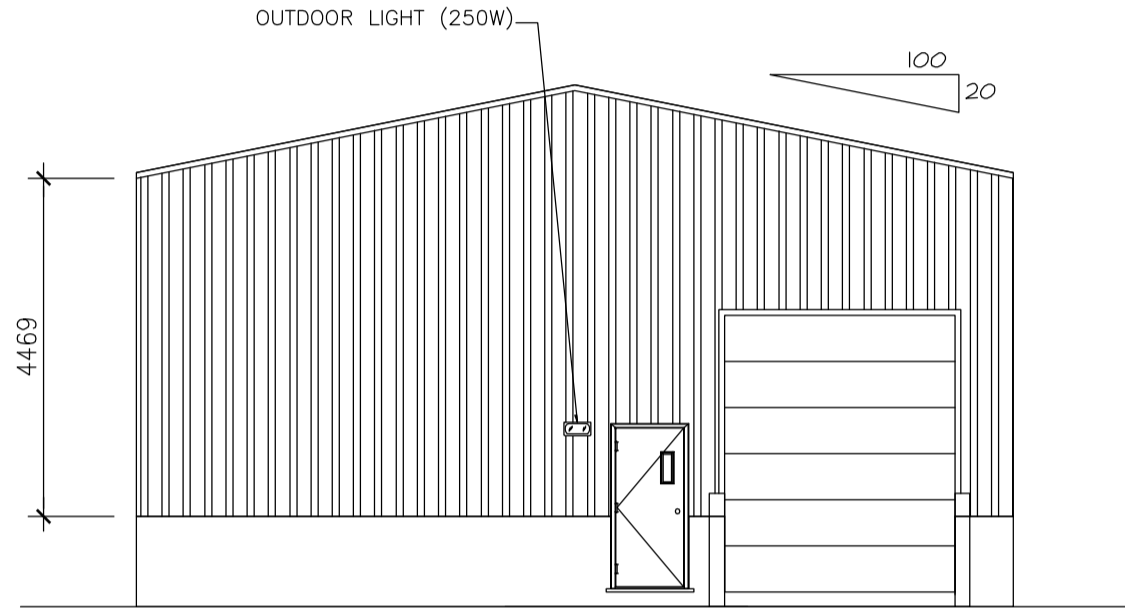
COMPRESSORS AND FUEL STORAGE AREA




RIGHT ELEVATION
1:100



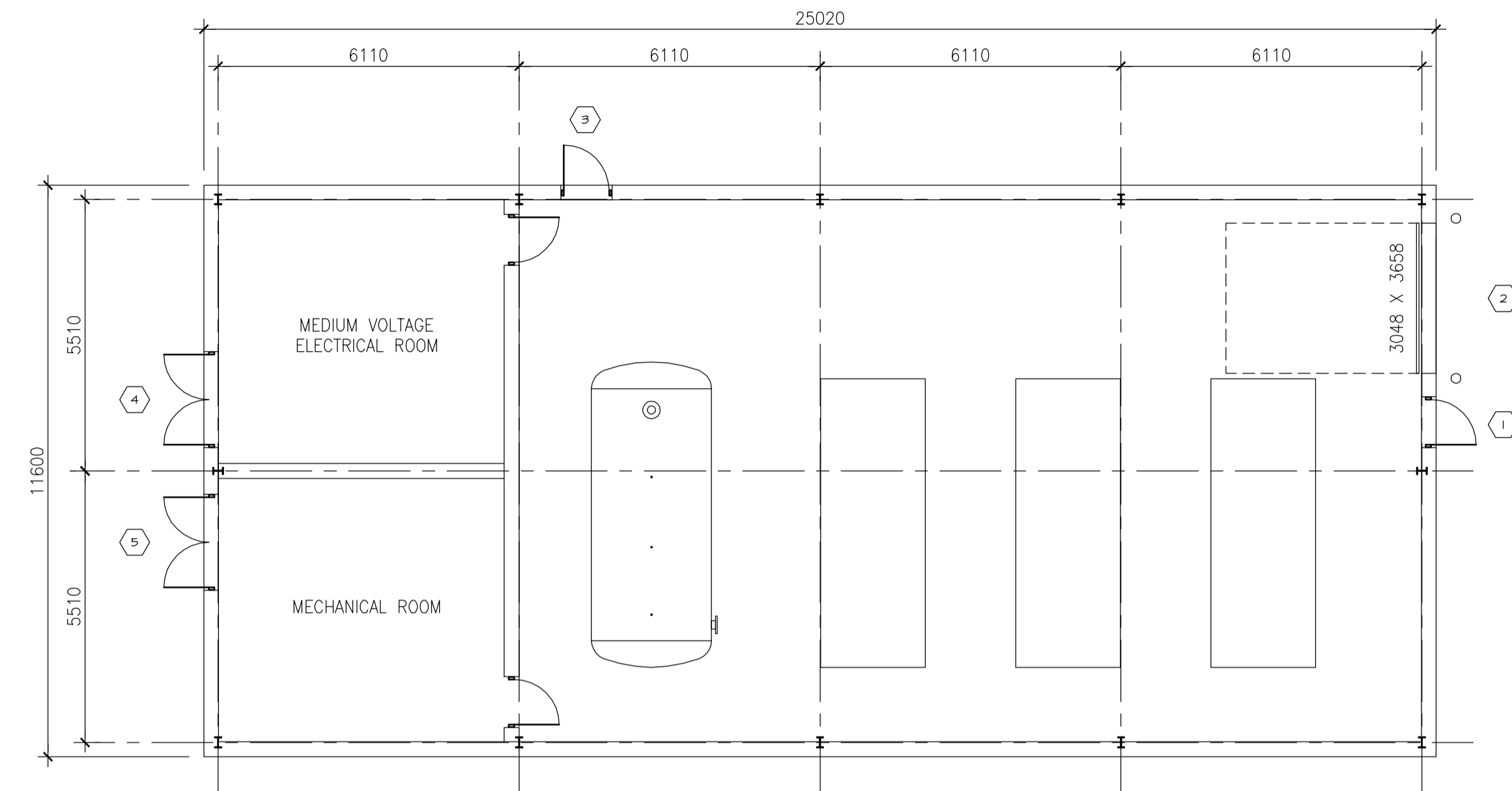
FRONT ELEVATION
1:100



LEFT ELEVATION
1:100



REAR ELEVATION
1:100

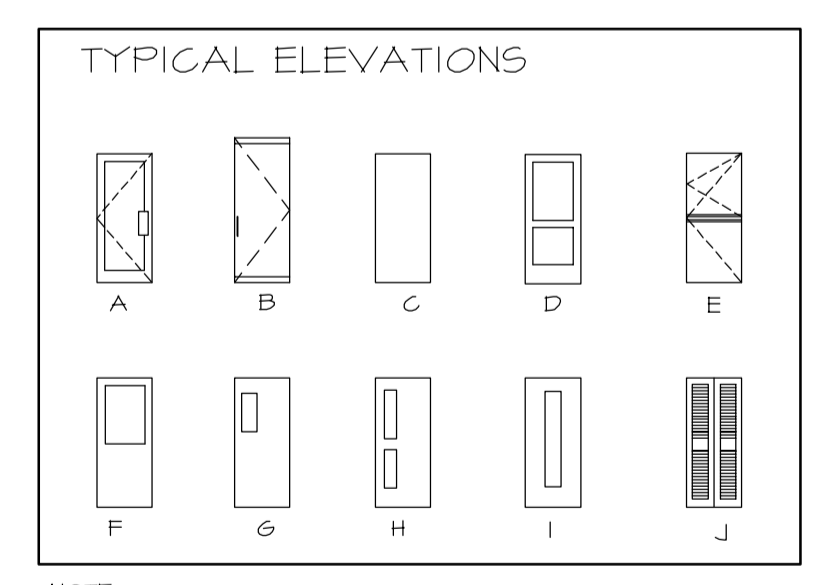


PLAN VIEW
1:100

DOORS AND FRAMES REGISTER (1)		DOORS/WINDOWS				GLASS				FRAMES		HARDWARE								NOTE									
NO	DESTINATIONS	FIRE ULC	ELEVATION	TYPICAL FINISH	THICKNESS	WIDTH	HEIGHT	CONSTRUCTION	PLATE GLASS	INSULATING GLASS	TREMPERED	WIRED	LAMINATED	TINTED	CONSTRUCTION	FINISH	ELEVATION	NO	HINGES		LOCK	PULL HANDLE	PUSH HANDLE	FOOT PLATE	CLOSER	SOUND PROOF STOPPER	THRESHOLD	WEATHERSTRIP	
1	EXT. TO COMPRESSOR ROOM	G	P	45	414	2134	HM/IN		●						HM/IN	P	1	●	SI			●	●						
2	EXT. TO COMPRESSOR ROOM					3048	3658								HM/IN	P	2												J
3	EXT. TO COMPRESSOR ROOM	G	P	45	414	2134	HM/IN		●						HM/IN	P	3	●	SI			●	●			AL	●		
4	EXT. TO ELECTRICAL ROOM	C	P	45	2X914	2134	HM/IN		●						HM/IN	P	4	●	SI			●	●			AL	●		
5	EXT. TO MECHANICAL ROOM	C	P	45	2X914	2134	HM/IN		●						HM/IN	P	5	●	SI			●	●			AL	●		

(1) DOORS AND FRAMES IN EXTERIOR WALL ONLY
SI PANIC EXIT DEVICE WITH ENTRANCE FUNCTION

KEY	
AL	ALUMINUM
HM	HOLLOW METAL
AN	ANODISED
IN	INSULATED
P	PAINT



NOTE:
J. MOTORIZED OVERHEAD DOOR

ISSUE REGISTER		ISSUE REGISTER		REVISION REGISTER		REVISION REGISTER		REFERENCE DRAWINGS NUMBER	
ISSUE No	REV.	DATE (Y/M/D)	PURPOSE OF ISSUE	TRANSMISSION LETTER No	ISSUE No	REV.	DATE (Y/M/D)	PURPOSE OF ISSUE	TRANSMISSION LETTER No
03	00	2011/04/18	FOR BID						
02	PB	2011/03/28	FOR CLIENT REVIEW & COMMENT		PB		2011/03/28	G.B. M.L.	
01	PA	2011/03/25	FOR INTERNAL COORDINATION		PA		2011/03/25	G.B. M.L.	

PROFESSIONAL SEAL

SNC-LAVALIN
465, René-Lévesque Blvd. West
Montreal (Québec) Canada H2Z 1Z3

DESIGNED G.B. *G.B.*
DRAWN F.R.
CHECKED M.L. *M.L.*
DATE 2011/03/25
SCALE AS SHOWN

PREPARATION APPROVAL
DISCIPLINE ENGINEER
ENGINEERING MANAGER
PROJECT MANAGER
CLIENT

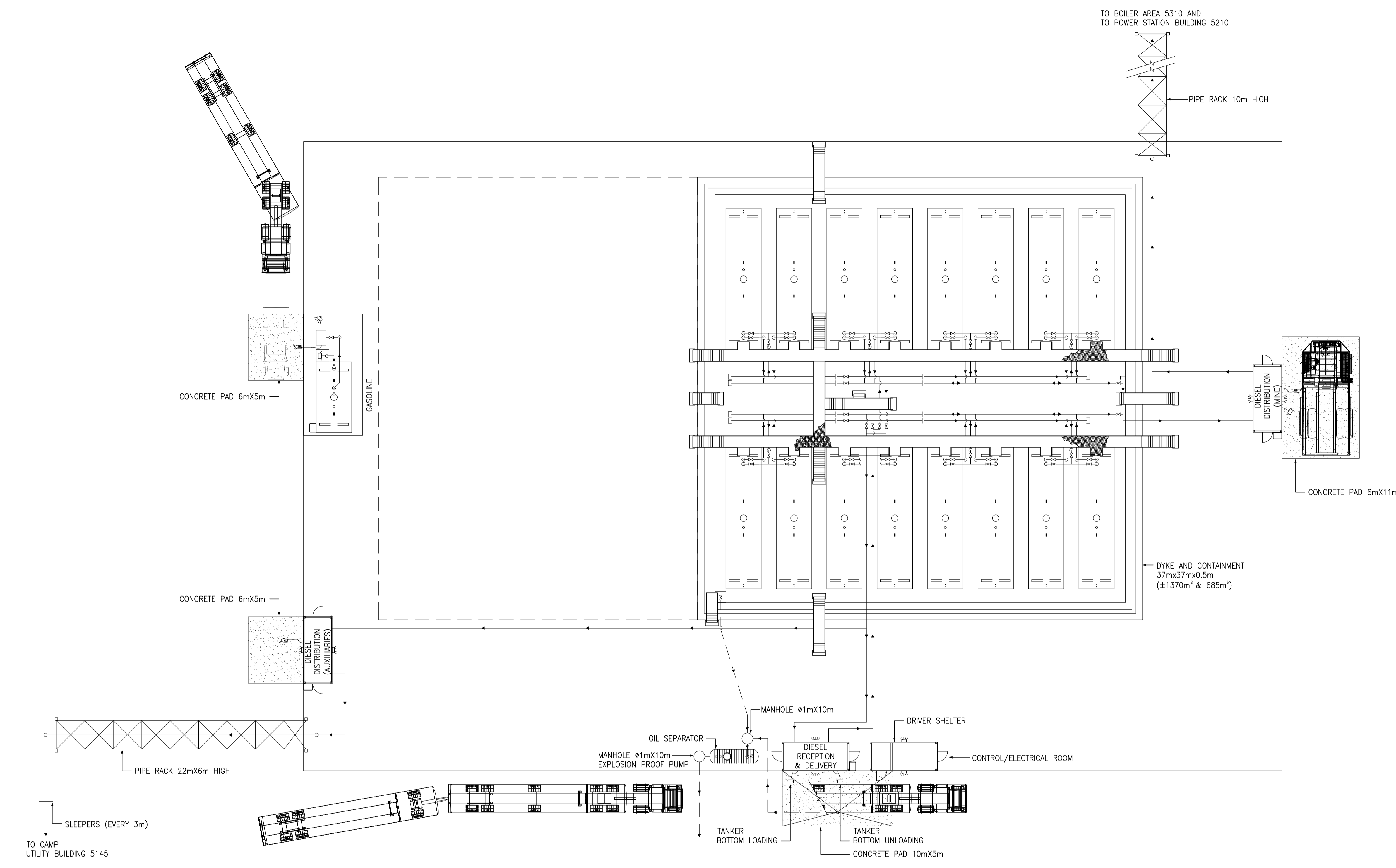
CLIENT **stornoway** (Canada) inc.

PROJECT **RENARD PROJECT**

TITLE SITE UTILITIES AND INFRASTRUCTURES
COMPRESSOR BUILDING
PLAN VIEW, ELEVATIONS

PROJECT No	SUBDIVISION	SUBJECT	SERIAL	REV.
504421	5610	44 D1	0001	00

504421AHEN - FRAME A1 HORIZONTAL ENGLISH



PLAN VIEW
1:200

LAST SAVE: 2011/05/05 - 12:08PM
 PATH: R:\504421\45_Mechanical\504421-5700-4501-0001-00.dwg

ISSUE REGISTER		ISSUE REGISTER		REVISION REGISTER		REVISION REGISTER		REVISION REGISTER		REFERENCE DRAWINGS NUMBER	
ISSUE No	REV.	DATE (Y/M/D)	PURPOSE OF ISSUE	TRANSMISSION LETTER No	ISSUE No	REV.	DATE (Y/M/D)	PURPOSE OF ISSUE	TRANSMISSION LETTER No	No	DESCRIPTION
03	00	2011/05/04	FOR BID								
02	PB	2011/04/13	FOR CLIENT REVIEW								
01	PA	2011/04/12	FOR INTERNAL REVIEW								

PROFESSIONAL SEAL

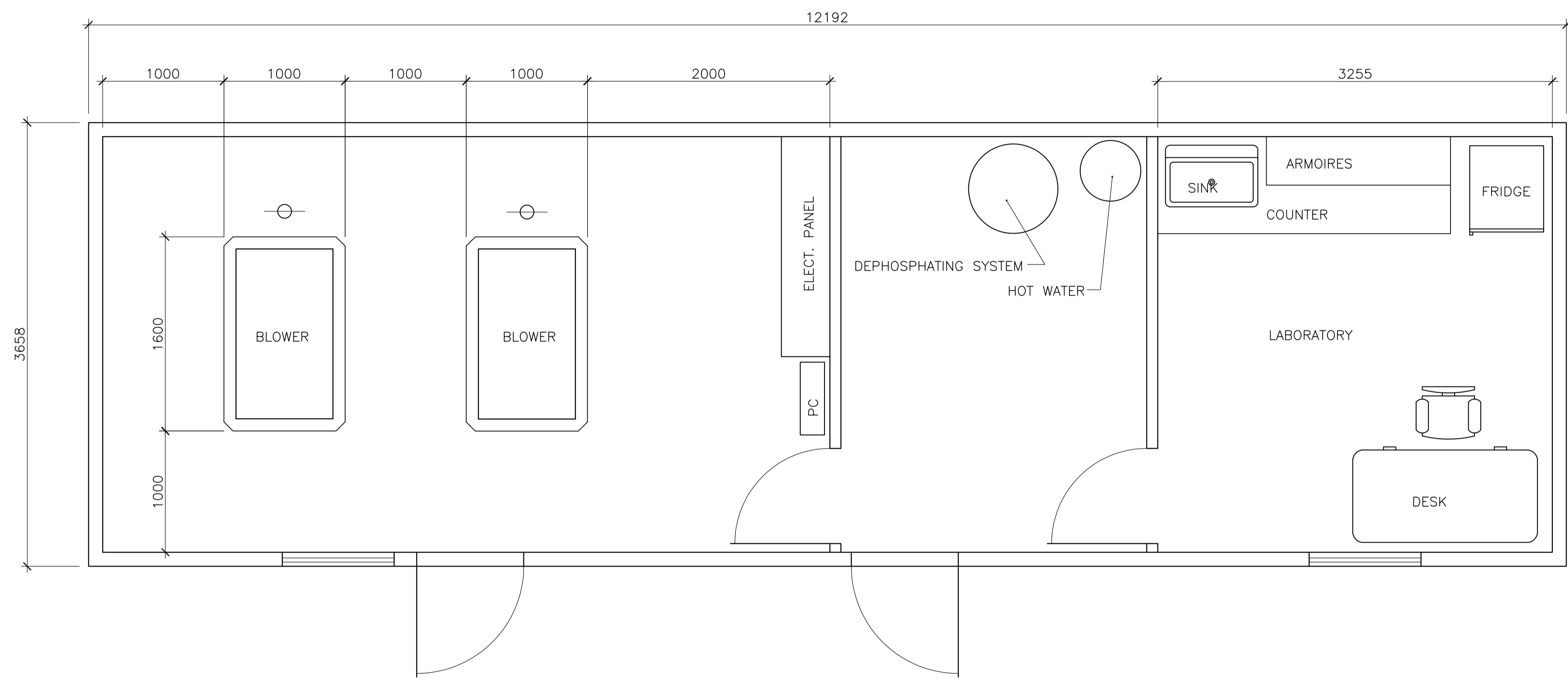
SNC-LAVALIN
 455, René-Lévesque Blvd. West
 Montréal (Québec) Canada H2Z 1Z3

DESIGNED P. GRENIER	APPROVAL A. GUAY
DRAWN S. BOURGEOIS	ENGINEERING MANAGER M. LACHANCE
CHECKED M. RHEAUME	PROJECT MANAGER P. GENDREAU
DATE 2011/04/12	CLIENT R. BEAULIEU

SCALE: 1:200

CLIENT stornoway <small>(Canada) Inc.</small>				
PROJECT RENARD PROJECT				
TITLE ONSITE UTILITIES & INFRASTRUCTURES DIESEL AND GASOLINE STORAGE & DISTRIBUTION PLAN VIEW				
PROJECT No	SUBDIVISION	SUBJECT	SERIAL	REV.
504421	5700	45 D1	0001	00

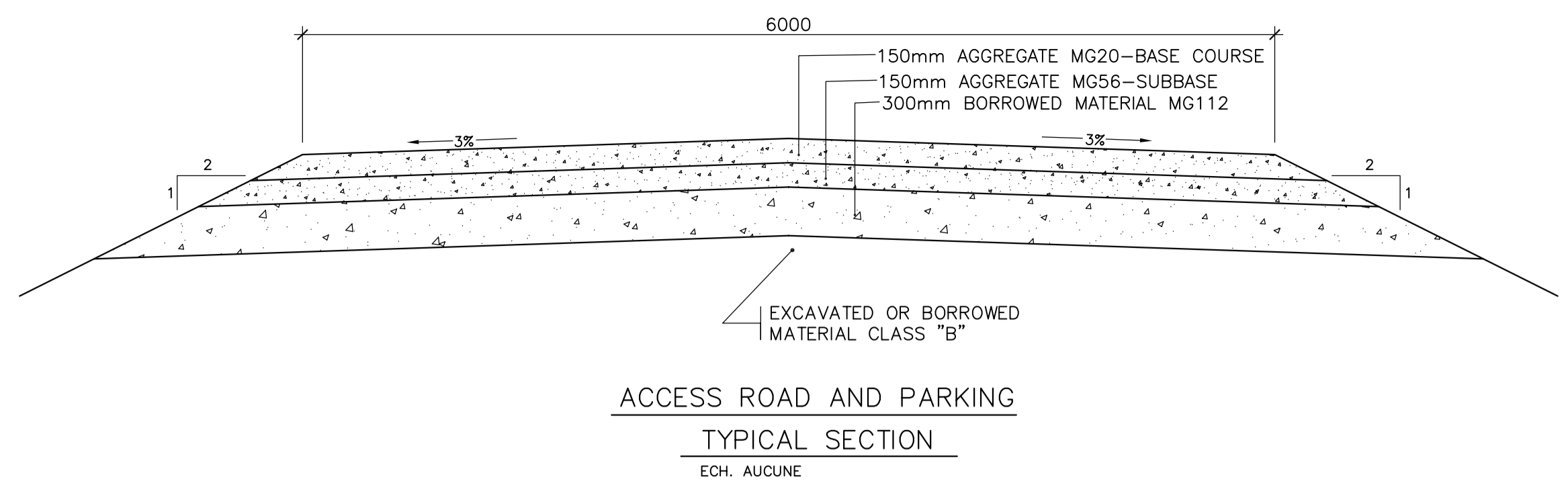
WASTEWATER TREATMETN SYSTEM



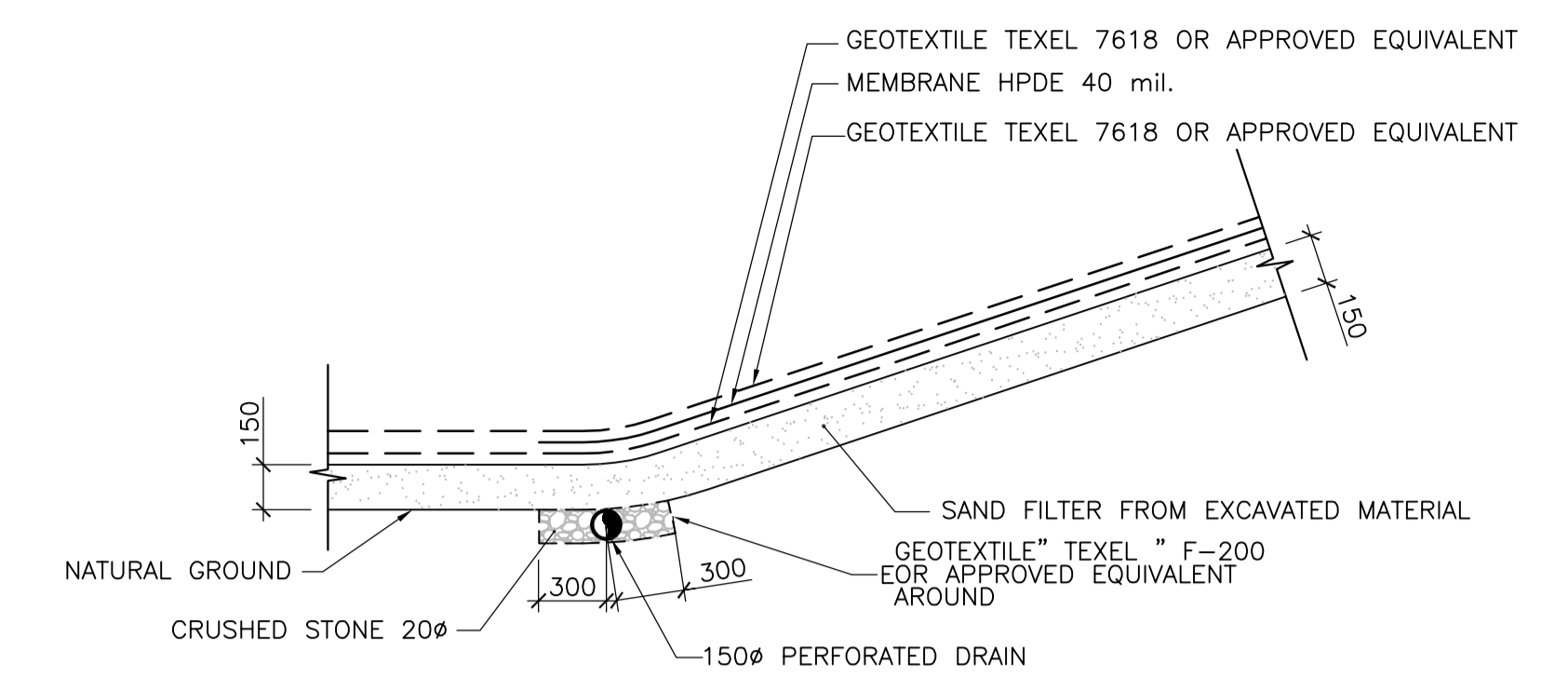
ISSUE No	REV.	DATE (Y/M/D)	PURPOSE OF ISSUE	TRANSMISSION LETTER No	ISSUE No	REV.	DATE (Y/M/D)	PURPOSE OF ISSUE	TRANSMISSION LETTER No	No	REVISION DESCRIPTION	DATE (Y/M/D)	*	**	No	REVISION DESCRIPTION	DATE (Y/M/D)	*	**	No	REFERENCE DRAWINGS NUMBER
01	PA	2011-03-17	ISSUED FOR INTERNAL COORDINATION																		504421-5830-41D1-0001
ISSUE REGISTER										REVISION REGISTER										No	

PROFESSIONAL SEAL	 SNC-LAVALIN 455, René-Lévesque Blvd. West Montréal (Québec) Canada H2Z 1Z3		CLIENT	 stornoway (Canada) Inc.
DESIGNED	A. DORION	DISCIPLINE ENGINEER	PROJECT	RENARD PROJECT
DRAWN	A. DORION	ENGINEERING MANAGER	TITLE	WASTEWATER TREATMENT PREFABRICATED SERVICE BUILDING
CHECKED	M. GREGOIRE	PROJECT MANAGER		
DATE	2011-03-17	CLIENT		
SCALE	-		PROJECT No	504421
			SUBDIVISION	5830
			SUBJECT	41 DO
			SERIAL	0002
			REV.	PA

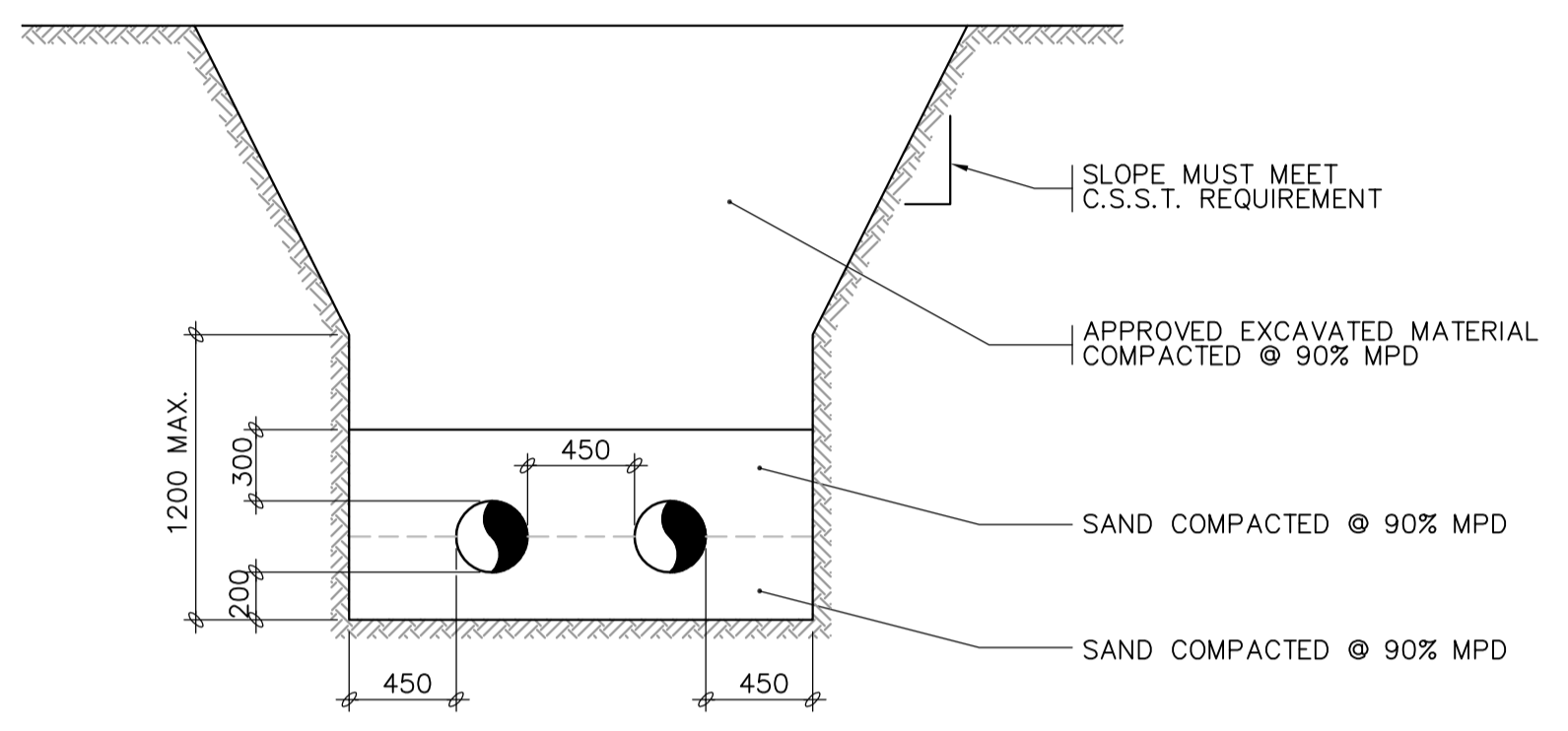
LAST SAVE: 2011/03/18 - 9:36am
 PATH: \\cscque1\lproj\design\504421\41_Civil\504421-5830-41D0-0002-PA.dwg



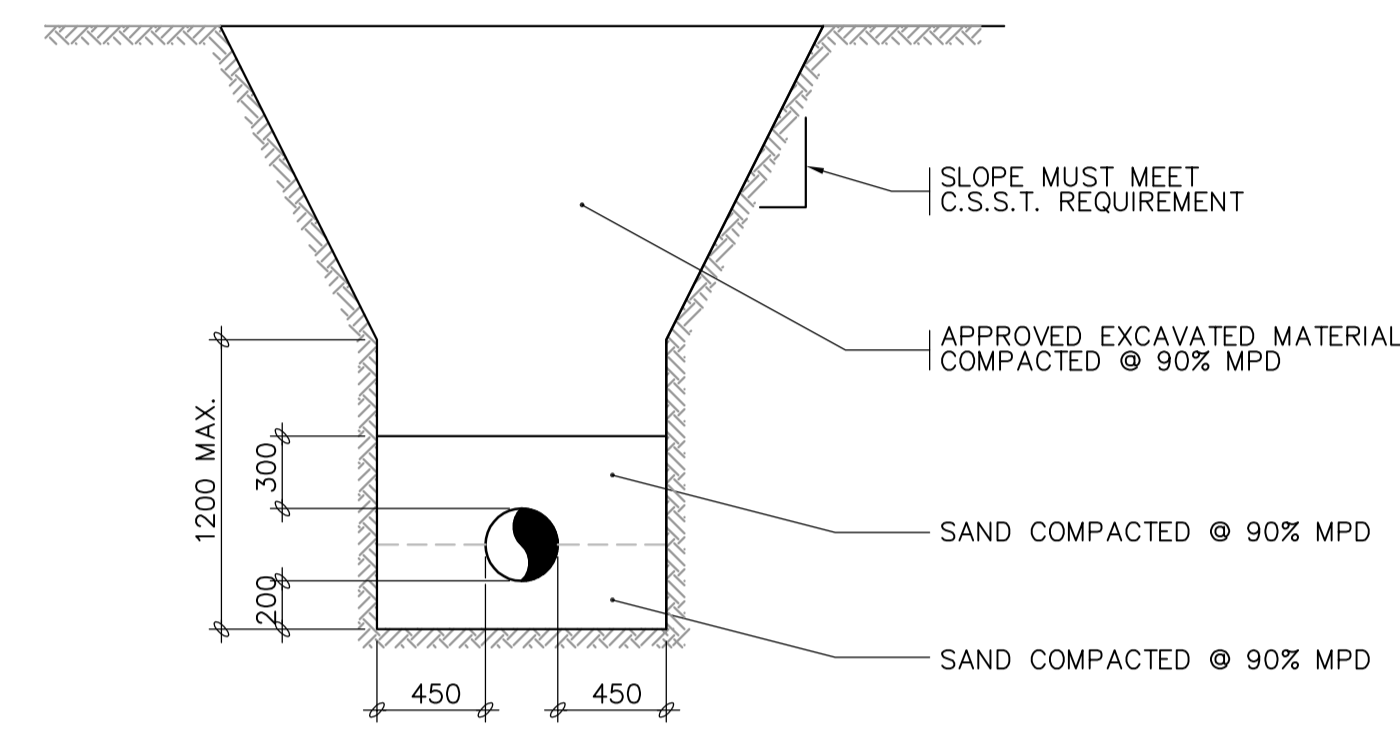
ACCESS ROAD AND PARKING
TYPICAL SECTION
ECH. AUCUNE



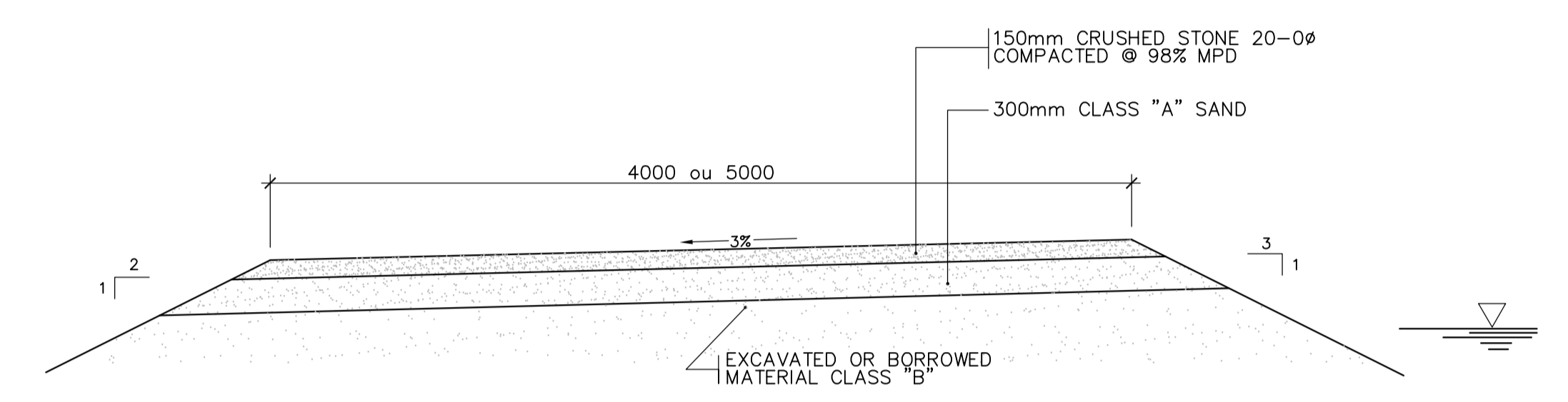
DRAIN DETAIL AT THE BOTTOM OF THE LAGOONS
ECH. AUCUNE



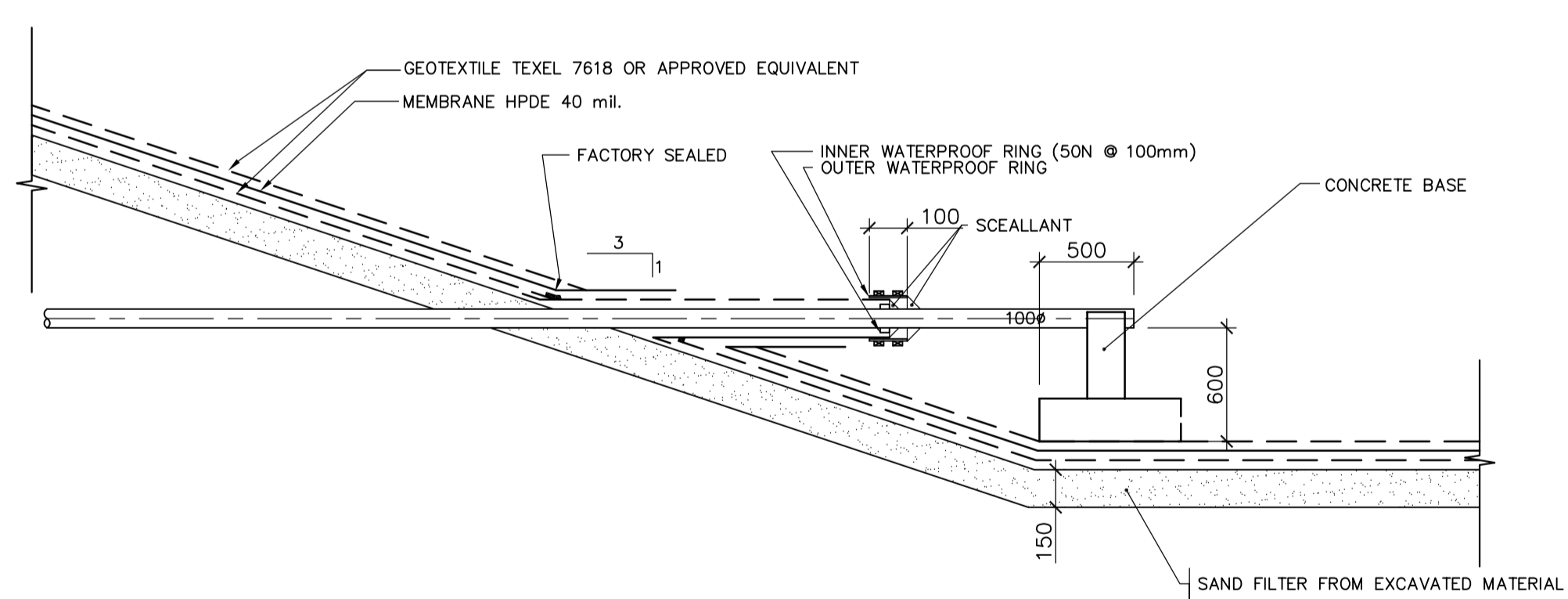
TWO PIPES TYPICAL TRENCH
ECH. AUCUNE



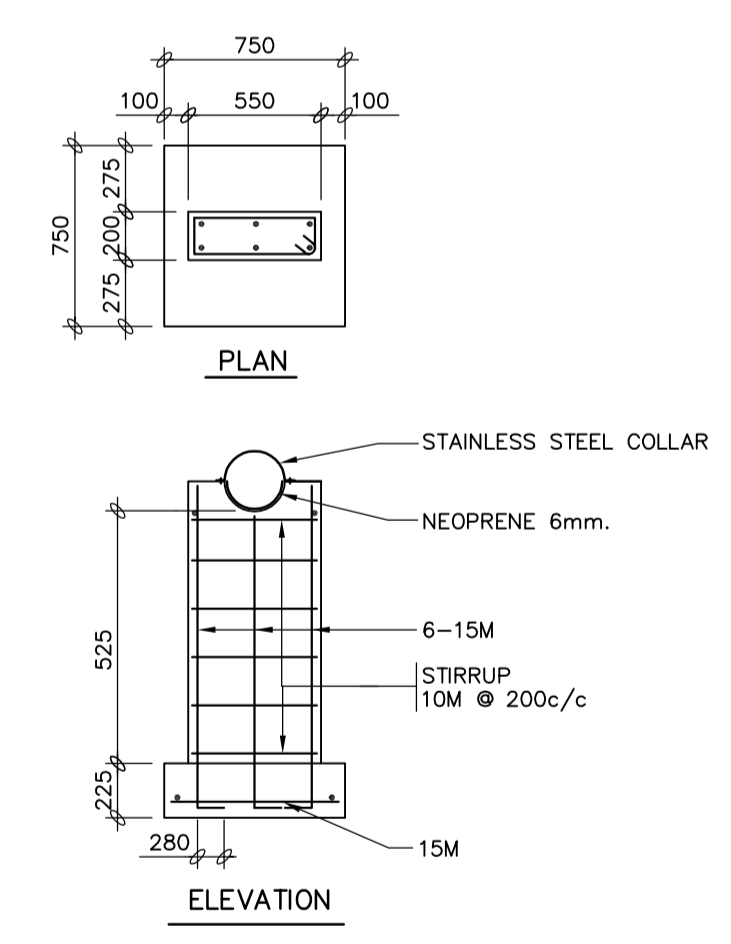
ONE PIPE TYPICAL TRENCH
ECH. AUCUNE



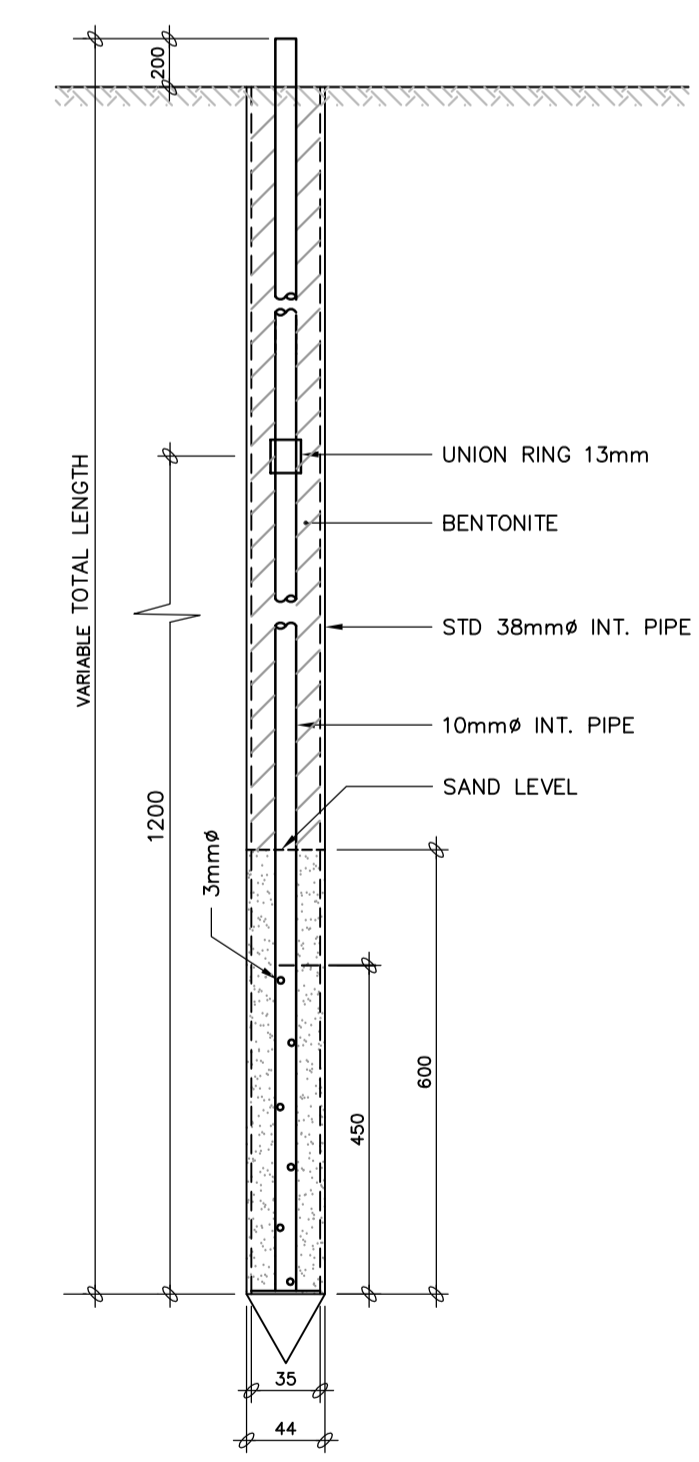
DRIVING SURFACES AROUND PONDS
ECH. AUCUNE



CONCRETE BASE AND WATERPROOFING MEMBRANE AROUND OUTLET PIPES
ECH. AUCUNE



CONCRETE BASE



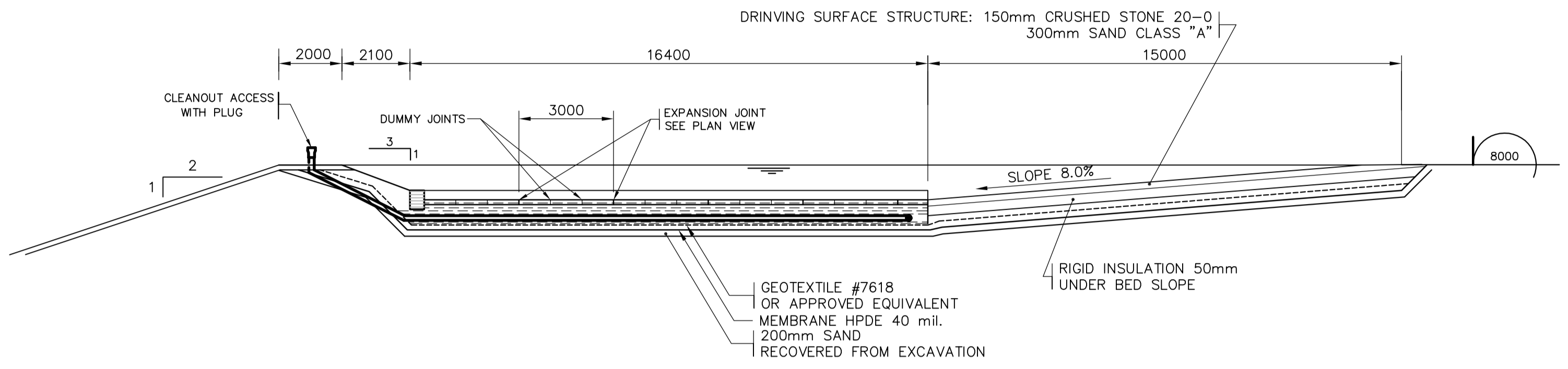
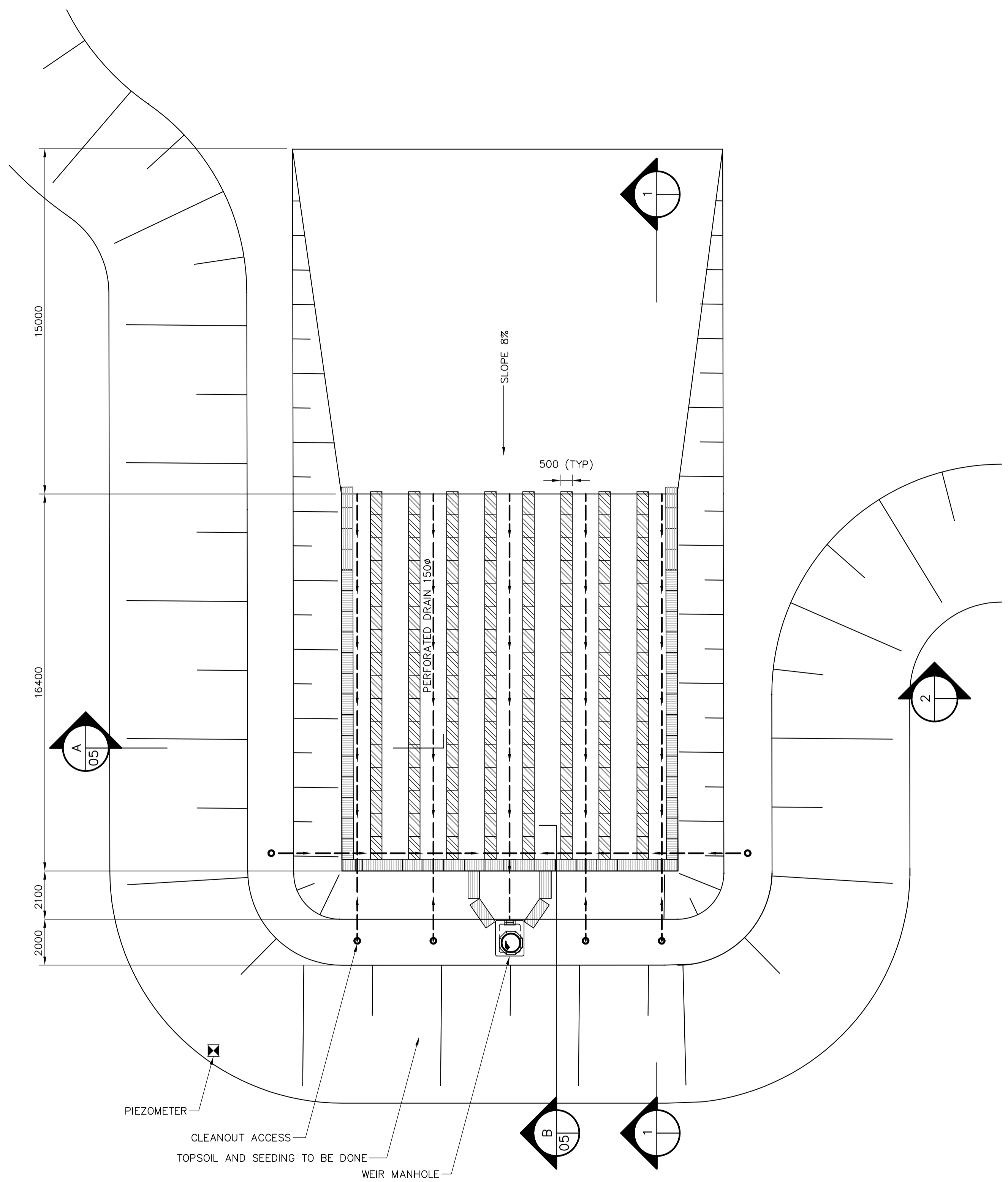
- INSTALLATION
- COVER WITH JUTE THE PERFORATED SECTION OF 10mm PIPE
 - INSERT THE 10mm PIPE INSIDE A 38mm I.D. PIPE
 - FILL WITH SAND TO A HEIGHT OF 600mm TO COMPLETELY COVER PERFORATED SECTION
 - ADD BENTONITE TO THE RING LEVEL
 - DRIVE THE PIEZOMETER TO DESIRED DEPTH AND REMOVE THE 38mm PIPE WHILE TAKING CARE TO NOT REMOVE SAND AND BENTONITE

PIEZOMETER DETAIL
ECH. AUCUNE

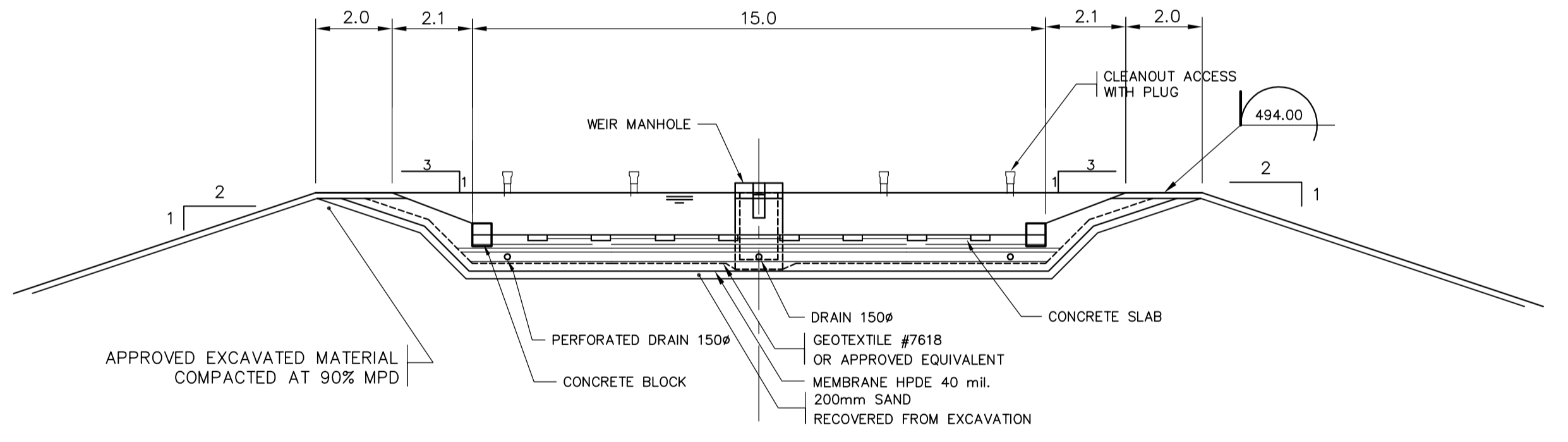
ISSUE No	REV.	DATE (Y/M/D)	PURPOSE OF ISSUE	TRANSMISSION LETTER No	ISSUE No	REV.	DATE (Y/M/D)	PURPOSE OF ISSUE	TRANSMISSION LETTER No	No	REVISION DESCRIPTION	DATE (Y/M/D)	**	No	REVISION DESCRIPTION	DATE (Y/M/D)	**
03	00	2011-05-02	ISSUED FOR CLIENT REVIEW														
02	PB	2011-04-13	ISSUED FOR CLIENT REVIEW														
01	PA	2011-03-17	ISSUED FOR INTERNAL COORDINATION														

PROFESSIONAL SEAL	 SNC-LAVALIN 455, René-Lévesque Blvd. West Montréal (Québec) Canada H2Z 1Z3	 amec	CLIENT	 stornoway (Canada) Inc.	
DESIGNED	C. BOUDAA	APPROVAL	DISCIPLINE ENGINEER	PROJECT	RENARD PROJECT
DRAWN	J. CHATELVAERT	APPROVAL	ENGINEERING MANAGER	TITLE	WASTEWATER TREATMENT DETAILS
CHECKED	M. GREGOIRE	APPROVAL	PROJECT MANAGER		
DATE	2011-02-23	APPROVAL	CLIENT		
SCALE	-			PROJECT No	504421
				SUBDIVISION	5830
				SUBJECT	41 DO
				SERIAL	0003
				REV.	00

LAST SAVE: 2011/05/02 - 3:57pm
PATH: \\c:\projects\504421\1_1_civil\504421-5830-41DO-0003-00.dwg



1 SECTION
1:125

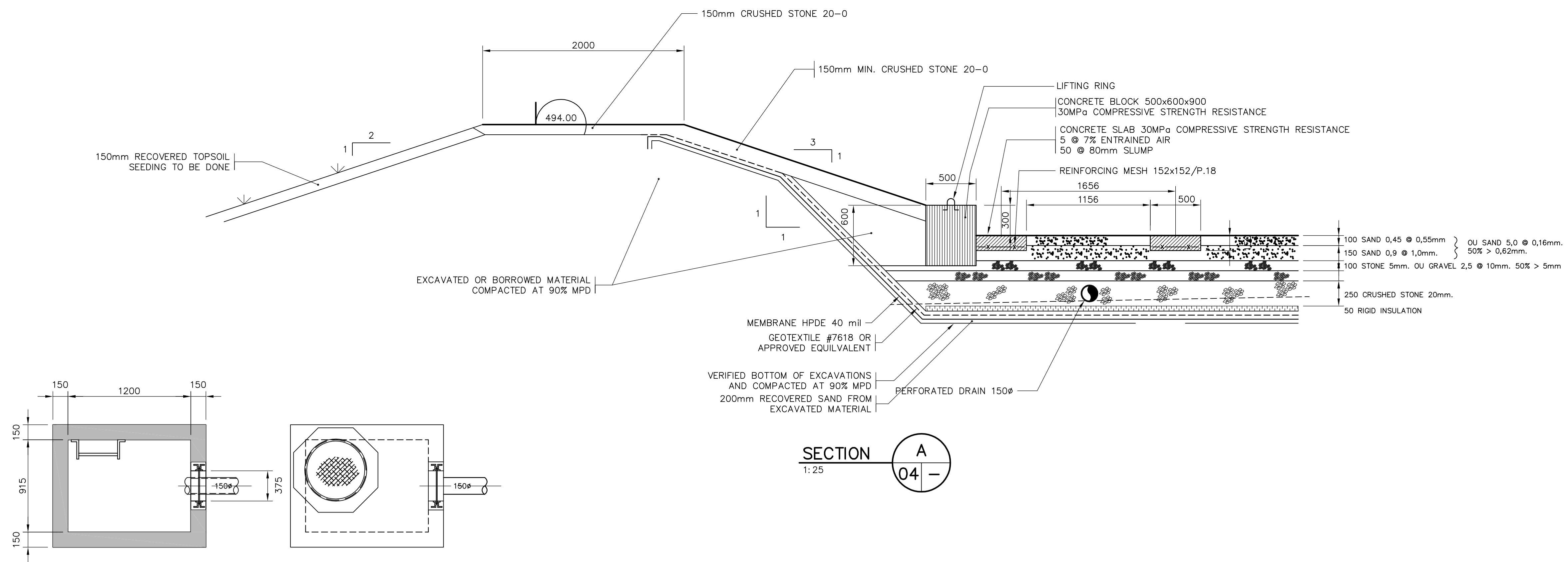


2 SECTION
1:125

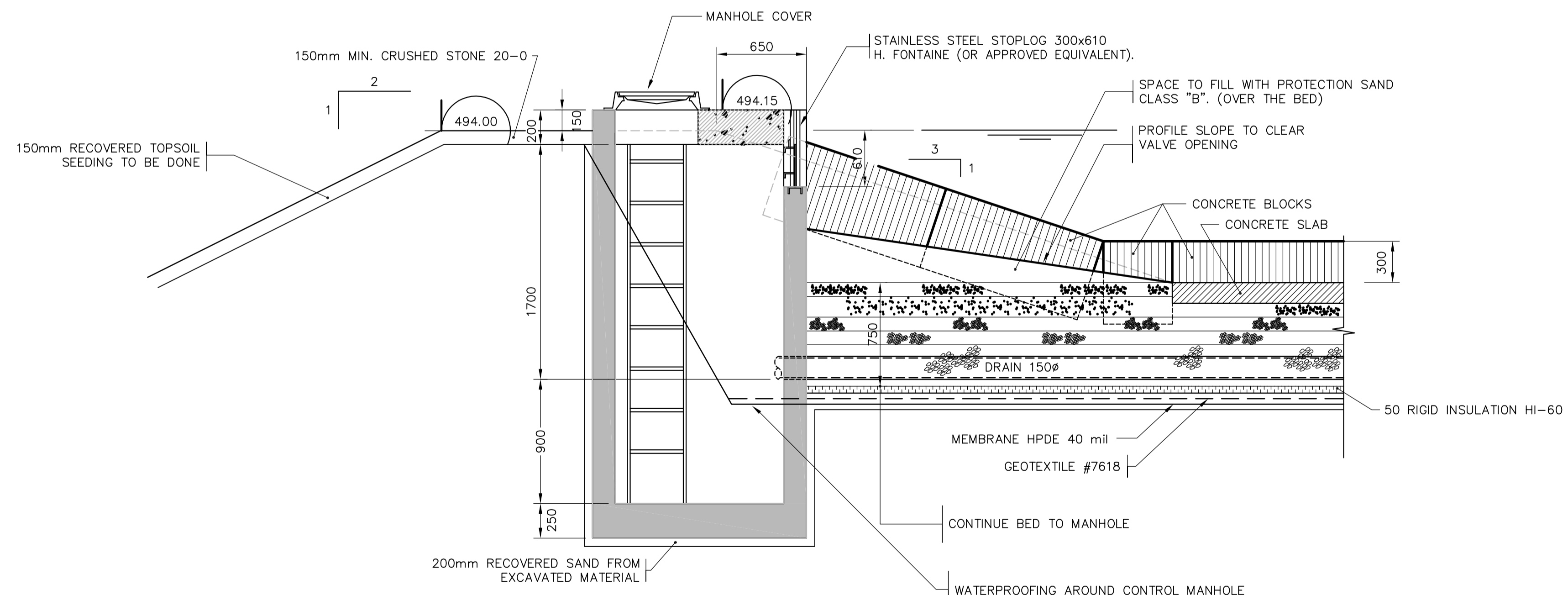
ISSUE No	REV.	DATE (Y/M/D)	PURPOSE OF ISSUE	TRANSMISSION LETTER No	ISSUE No	REV.	DATE (Y/M/D)	PURPOSE OF ISSUE	TRANSMISSION LETTER No	No	REVISION DESCRIPTION	DATE (Y/M/D)	INITIALS: * DESIGNED ** APPROVED	No	REVISION DESCRIPTION	DATE (Y/M/D)	INITIALS: * DESIGNED ** APPROVED	No	REFERENCE DRAWINGS NUMBER
03	00	2011-05-02	ISSUED FOR CLIENT REVIEW																
02	PB	2011-04-13	ISSUED FOR CLIENT REVIEW																
01	PA	2011-03-17	ISSUED FOR INTERNAL COORDINATION																

PROFESSIONAL SEAL	 SNC-LAVALIN 455, René-Lévesque Blvd. West Montréal (Québec) Canada H2Z 1Z3	 amec	CLIENT	 stornoway (Canada) Inc.
DESIGNED	M. GREGOIRE	DISCIPLINE ENGINEER	PROJECT	RENARD PROJECT
DRAWN	J. CHATEAUVERT	ENGINEERING MANAGER	TITLE	WASTEWATER TREATMENT SLUDGE DRYING BED DETAILS
CHECKED	M. GREGOIRE	PROJECT MANAGER		
DATE	2011-02-23	CLIENT		
SCALE	-		PROJECT No	504421
			SUBDIVISION	5830
			SUBJECT	41 DO
			SERIAL	0005
			REV.	00

LAST SAVE: 2011/05/02 - 3:59pm
 PATH: \\c:\projects\504421\1_civil\504421-5830-41DO-0005-00.dwg



MANHOLE PLAN VIEW
1:25

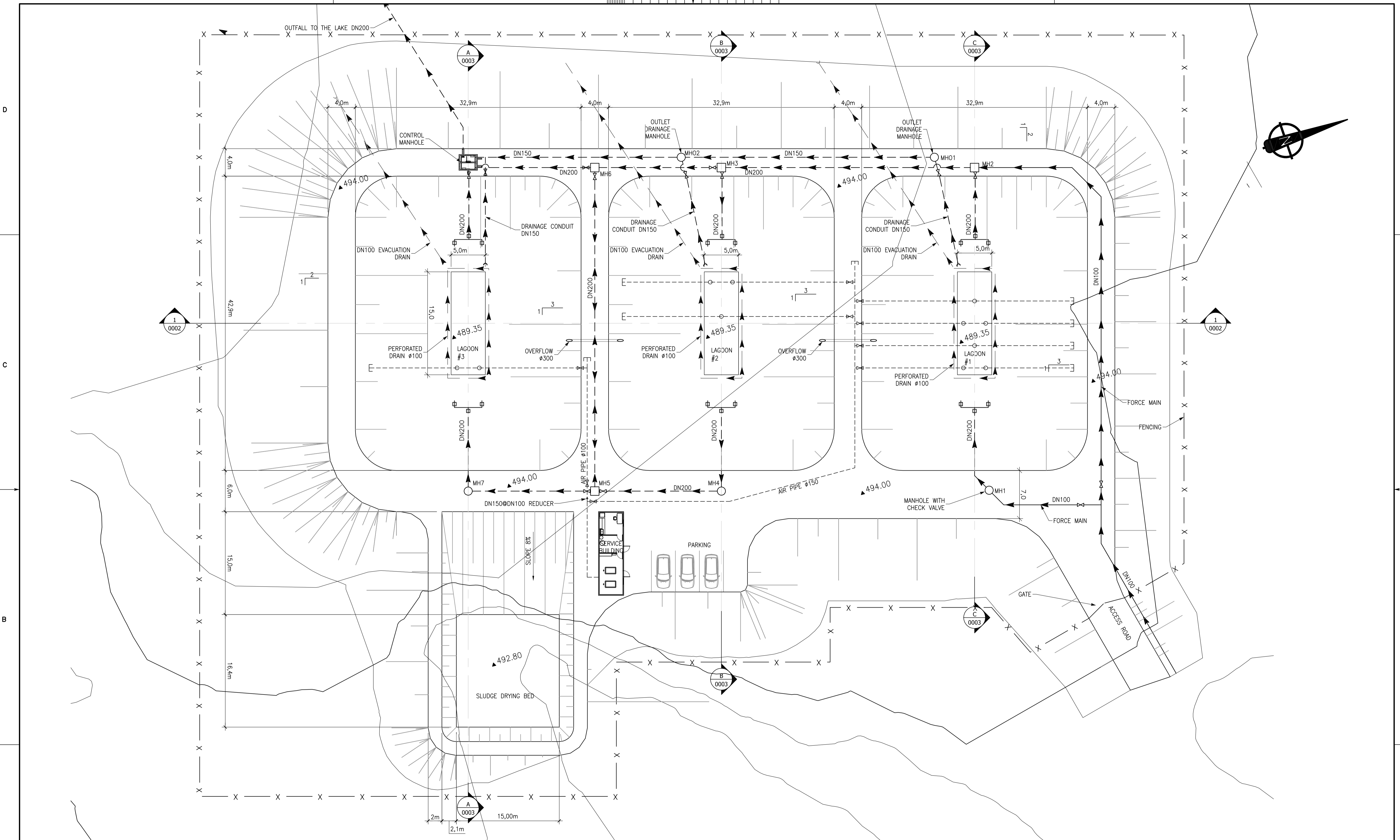


PREFABRICATED CONTROL MANHOLE
SECTION B
1:25

ISSUE REGISTER		ISSUE REGISTER		REVISION REGISTER		REVISION REGISTER		No		REFERENCE DRAWINGS NUMBER	
ISSUE No	REV.	DATE (Y/M/D)	PURPOSE OF ISSUE	TRANSMISSION LETTER No	ISSUE No	REV.	DATE (Y/M/D)	PURPOSE OF ISSUE	TRANSMISSION LETTER No	INITIALS: * DESIGNED ** APPROVED	INITIALS: * DESIGNED ** APPROVED
03	00	2011-05-02	ISSUED FOR CLIENT REVIEW								
02	PB	2011-04-13	ISSUED FOR CLIENT REVIEW								
01	PA	2011-03-17	ISSUED FOR INTERNAL COORDINATION								

PROFESSIONAL SEAL	 SNC-LAVALIN 455, René-Lévesque Blvd. West Montréal (Québec) Canada H2Z 1Z3		CLIENT	 stornoway (Canada) Inc.
DESIGNED	M. GREGOIRE	DISCIPLINE ENGINEER	PROJECT	RENARD PROJECT
DRAWN	J. CHATELVAERT	ENGINEERING MANAGER	TITLE	WASTEWATER TREATMENT SLUDGE DRYING BED DETAILS
CHECKED	M. GREGOIRE	PROJECT MANAGER		
DATE	2011-02-23	CLIENT		
SCALE	-		PROJECT No	504421
			SUBDIVISION	5830
			SUBJECT	41 DO
			SERIAL	0006
			REV.	00

LAST SAVE: 2011/05/02 - 3:58pm
 PATH: \\cscque1\giproduct\design\504421\41_Civil\504421-5830-41DO-0006-00.dwg



LAST SAVE: 2011/04/13 - 11:18am
 PATH: R:\504421\41_Civil\504421-5830-41D1-0002-0003-00 (Civil3D).dwg

ISSUE No	REV.	DATE (Y/M/D)	PURPOSE OF ISSUE	TRANSMISSION LETTER No	ISSUE No	REV.	DATE (Y/M/D)	PURPOSE OF ISSUE	TRANSMISSION LETTER No
03	00	2011-04-13	ISSUED FOR STUDY	-	-	-	-	-	-
02	PB	2011-03-17	FOR CLIENT REVIEW	-	-	-	-	-	-
01	PA	2011-03-02	FOR INTERNAL REVIEW	-	-	-	-	-	-

ISSUE No	REV.	DATE (Y/M/D)	PURPOSE OF ISSUE	TRANSMISSION LETTER No
03	00	2011-04-13	ISSUED FOR STUDY	-
02	PB	2011-03-17	FOR CLIENT REVIEW	-
01	PA	2011-03-02	FOR INTERNAL REVIEW	-

No	REVISION DESCRIPTION	DATE (Y/M/D)	No	REVISION DESCRIPTION	DATE (Y/M/D)
	INITIALS: * DESIGNED ** APPROVED			INITIALS: * DESIGNED ** APPROVED	

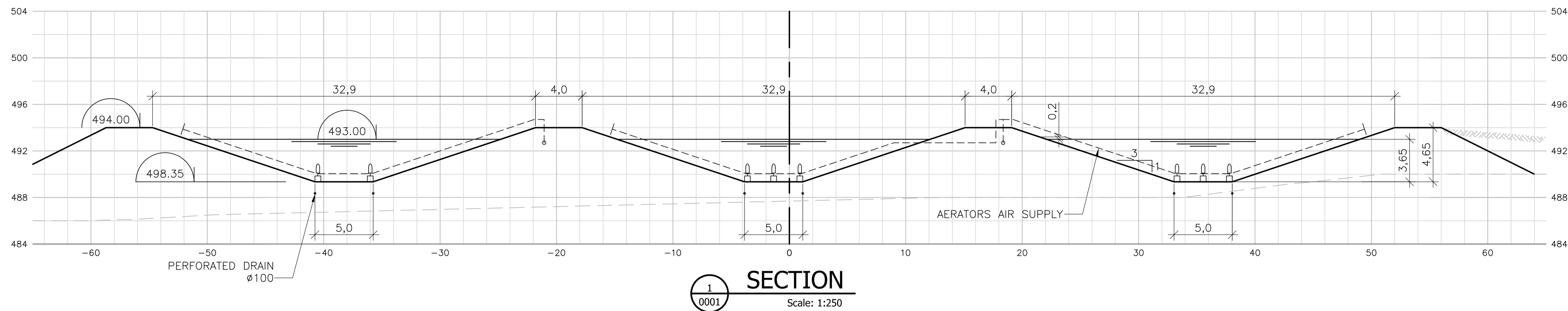
No	REVISION DESCRIPTION	DATE (Y/M/D)	No	REVISION DESCRIPTION	DATE (Y/M/D)
	INITIALS: * DESIGNED ** APPROVED			INITIALS: * DESIGNED ** APPROVED	

No	REFERENCE DRAWINGS NUMBER
	204421-5830-41D1-0003
	204421-5830-41D1-0002

PROFESSIONAL SEAL

 SNC-LAVALIN 455, René-Lévesque Blvd. West Montréal (Québec) Canada H2Z 1Z3			
DESIGNED C. BOUDA	DISCIPLINE ENGINEER	APPROVAL	
DRAWN J. CHATEAUVERT	ENGINEERING MANAGER		
CHECKED M. GREGOIRE	PROJECT MANAGER		
DATE 2011-02-18	CLIENT		
SCALE 1:250			

CLIENT									
PROJECT				RENARD PROJECT					
TITLE				WASTE WATER TREATMENT SYSTEM PLAN VIEW					
PROJECT No	SUBDIVISION	SUBJECT	SERIAL	REV.	PROJECT No	SUBDIVISION	SUBJECT	SERIAL	REV.
504421	5830	41 D1	0001	00	504421	5830	41 D1	0001	00



1
0001

LAST SAVE: 2011/04/13 - 11:21am
PATH: R:\504421\41_Civil\504421-5830-41D1-0001-0002-0003-00 (Civil3D).dwg

ISSUE REGISTER		ISSUE REGISTER		REVISION REGISTER		REVISION REGISTER		REVISION REGISTER	
ISSUE No	REV.	DATE (Y/M/D)	PURPOSE OF ISSUE	TRANSMISSION LETTER No	ISSUE No	REV.	DATE (Y/M/D)	PURPOSE OF ISSUE	TRANSMISSION LETTER No
03	00	2011-04-13	ISSUED FOR STUDY	-					
02	PB	2011-03-17	FOR CLIENT REVIEW	-					
01	PA	2011-03-02	FOR INTERNAL REVIEW	-					

PROFESSIONAL SEAL

SNC-LAVALIN
SNC-LAVALIN
455, René-Lévesque Blvd. West
Montréal (Québec) Canada H2Z 1Z3

DESIGNED: C. BOUDRY
DRAWN: J. CHATEAUVERT
CHECKED: M. GREGOIRE

DATE: 2011-02-18

SCALE: 1:250

amec

PREPARATION: C. BOUDRY
APPROVAL: J. CHATEAUVERT

DISCIPLINE ENGINEER
ENGINEERING MANAGER
PROJECT MANAGER

CLIENT

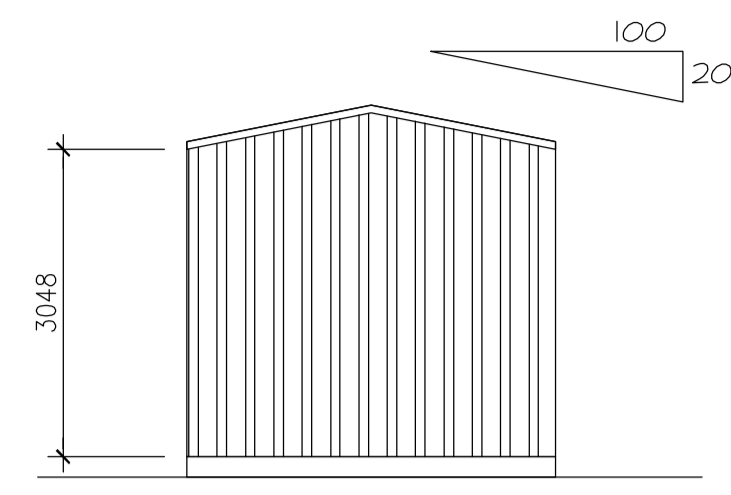
CLIENT: **stornoway**

PROJECT: **RENARD PROJECT**

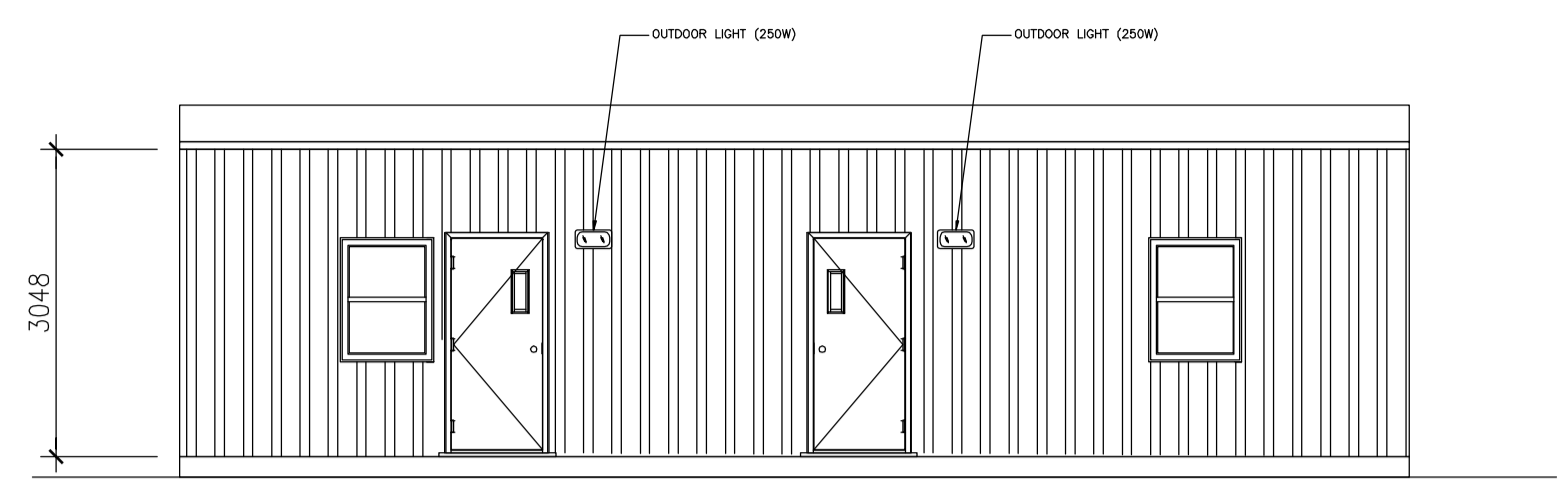
TITLE: **WASTE WATER TREATMENT SYSTEM LONGITUDINAL SECTION**

PROJECT No	SUBDIVISION	SUBJECT	SERIAL	REV.
504421	5830	41 D1	0002	00

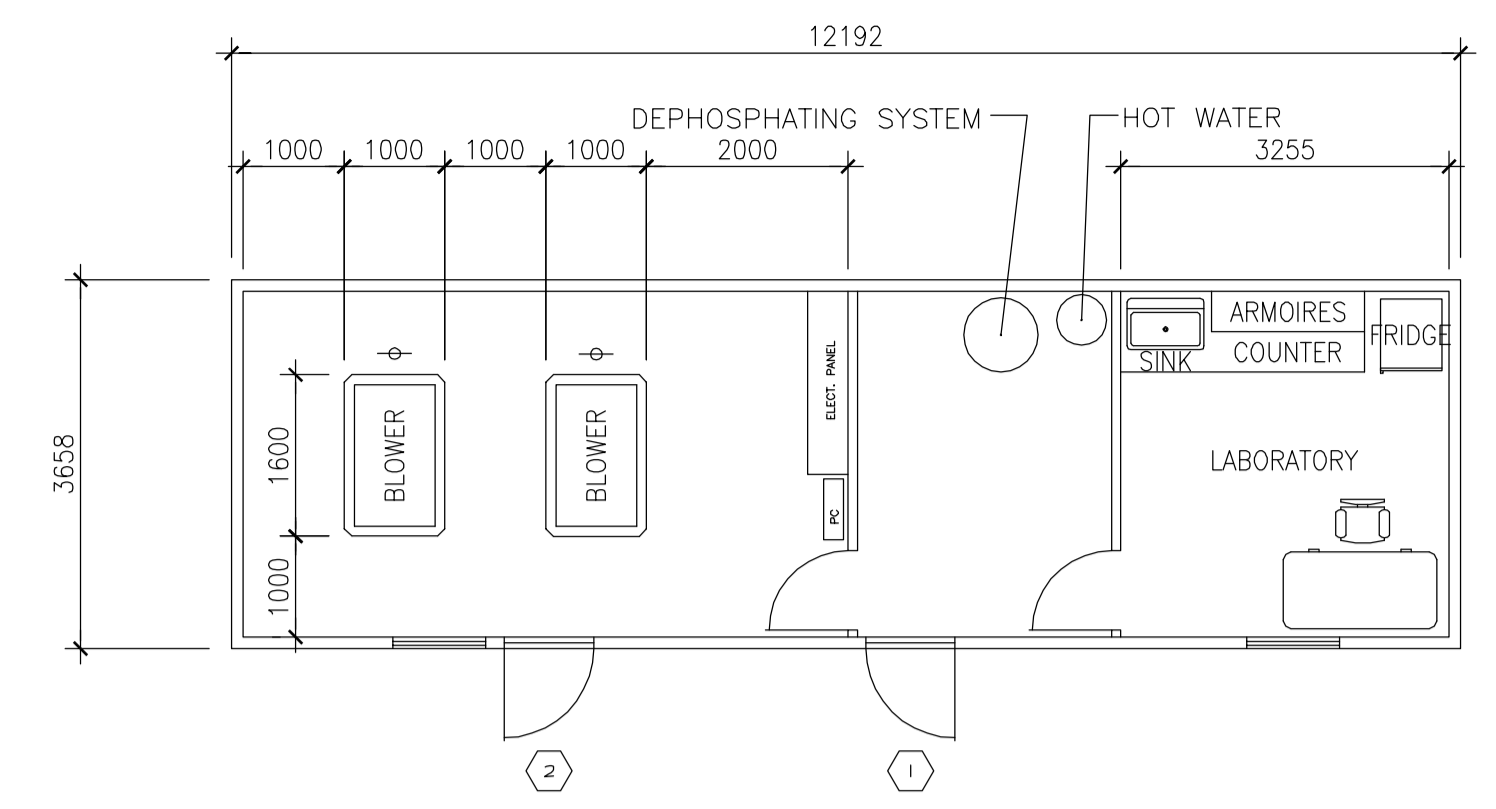
504421A1HEN - FRAME A1 HORIZONTAL ENGLISH



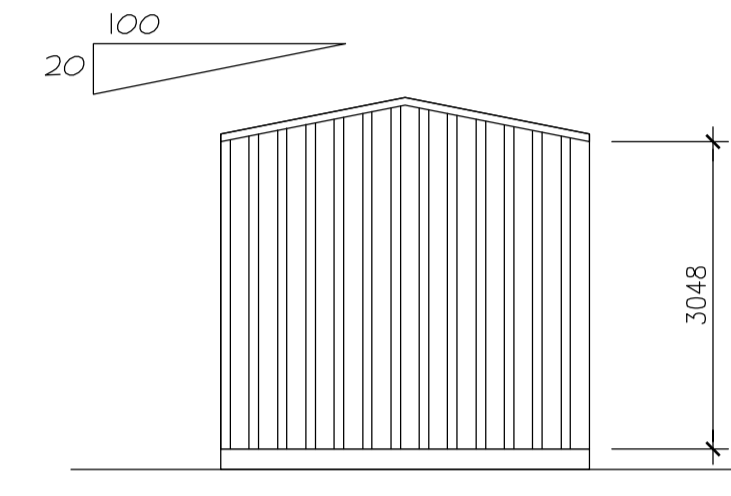
LEFT ELEVATION
1:75



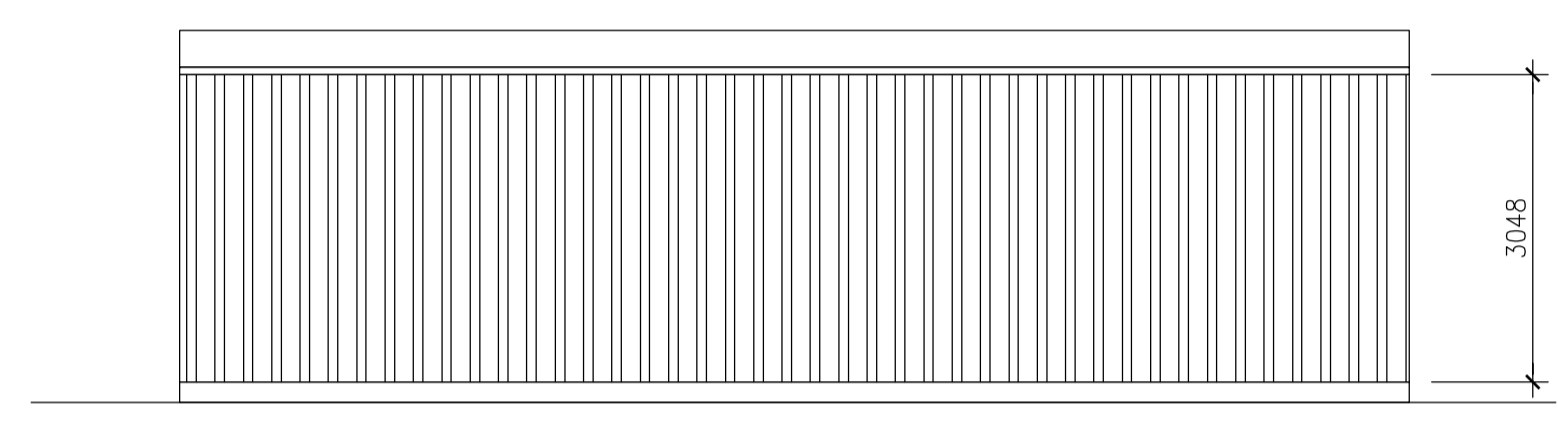
FRONT ELEVATION
1:75



PLAN VIEW
1:75



RIGHT ELEVATION
1:75



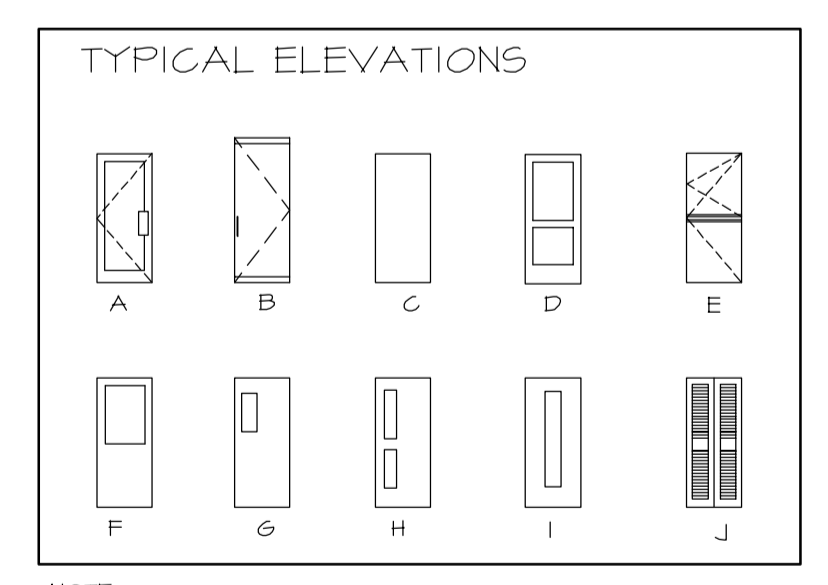
REAR ELEVATION
1:75

DOORS AND FRAMES REGISTER (1)		DOORS/WINDOWS				GLASS				FRAMES		HARDWARE								NOTE							
NO	DESTINATIONS	FIRE ULC	ELEVATION	TYPICAL FINISH	THICKNESS	WIDTH	HEIGHT	CONSTRUCTION	PLATE GLASS	INSULATING GLASS	TREMPERED	WIRED	LAMINATED	TINTED	CONSTRUCTION	FINISH	ELEVATION	NO	HINGES		LOCK	PULL HANDLE	PUSH HANDLE	FOOT PLATE	CLOSER	SOUND PROOF STOPPER	THRESHOLD
1	EXT. TO LABORATORY	G	P	45	414	2134	HM/IN		●						HM/IN	P	1	●	SI			●	●			AL	●
2	EXT. TO BLOWER ROOM	G	P	45	414	2134	HM/IN		●						HM/IN	P	2	●	SI			●	●			AL	●

(1) DOORS AND FRAMES IN EXTERIOR WALL ONLY
SI PANIC EXIT DEVICE WITH ENTRANCE FUNCTION

KEY

AL	ALUMINUM
HM	HOLLOW METAL
AN	ANODISED
IN	INSULATED
P	PAINT



NOTE:
J. MOTORIZED OVERHEAD DOOR

ISSUE No	REV.	DATE (Y/M/D)	PURPOSE OF ISSUE	TRANSMISSION LETTER No	ISSUE No	REV.	DATE (Y/M/D)	PURPOSE OF ISSUE	TRANSMISSION LETTER No	No	REVISION DESCRIPTION	DATE (Y/M/D)	INITIALS: * DESIGNED ** APPROVED	No	REVISION DESCRIPTION	DATE (Y/M/D)	INITIALS: * DESIGNED ** APPROVED	No	REFERENCE DRAWINGS NUMBER
04	00	2011/04/18	FOR BID																
03	PC	2011/03/31	FOR FINAL REVIEW		PC		2011/03/31	G.B. M.L.											
02	PB	2011/03/28	FOR CLIENT REVIEW & COMMENT		PB		2011/03/28	G.B. M.L.											
01	PA	2011/03/25	FOR INTERNAL COORDINATION		PA		2011/03/25	G.B. M.L.											

PROFESSIONAL SEAL

SNC-LAVALIN
455, René-Lévesque Blvd. West
Montreal (Québec) Canada H2Z 1Z3

PREPARATION: G.B. (Signature)
APPROVAL: DISCIPLINE ENGINEER (Signature)

DESIGNED: G.B. (Signature)
DRAWN: F.R.
CHECKED: M.L. (Signature)
DATE: 2011/03/25
SCALE: AS SHOWN

CLIENT: **stornoway** (Canada) Inc.
PROJECT: **RENARD PROJECT**
TITLE: **ON-SITE UTILITIES AND INFRASTRUCTURES WASTE WATER TREATMENT PLANT PLAN VIEW, ELEVATIONS**

PROJECT No	SUBDIVISION	SUBJECT	SERIAL	REV.
504421	5830	44 D1	0001	00

504421A1HEN - FRAME A1 HORIZONTAL ENGLISH

LAST SAVE: 2011/04/18 - 10:50am
PATH: R:\504421\44_Architecture\Emissions\2011-04-18 - Issued for BID\504421-5830-44D1-0001-00.dwg


AIRSTRIP AND TERMINAL

LES DIAMANTS STORNOWAY INC

RENARD PROJECT

AIRPORT

PREPARED BY:

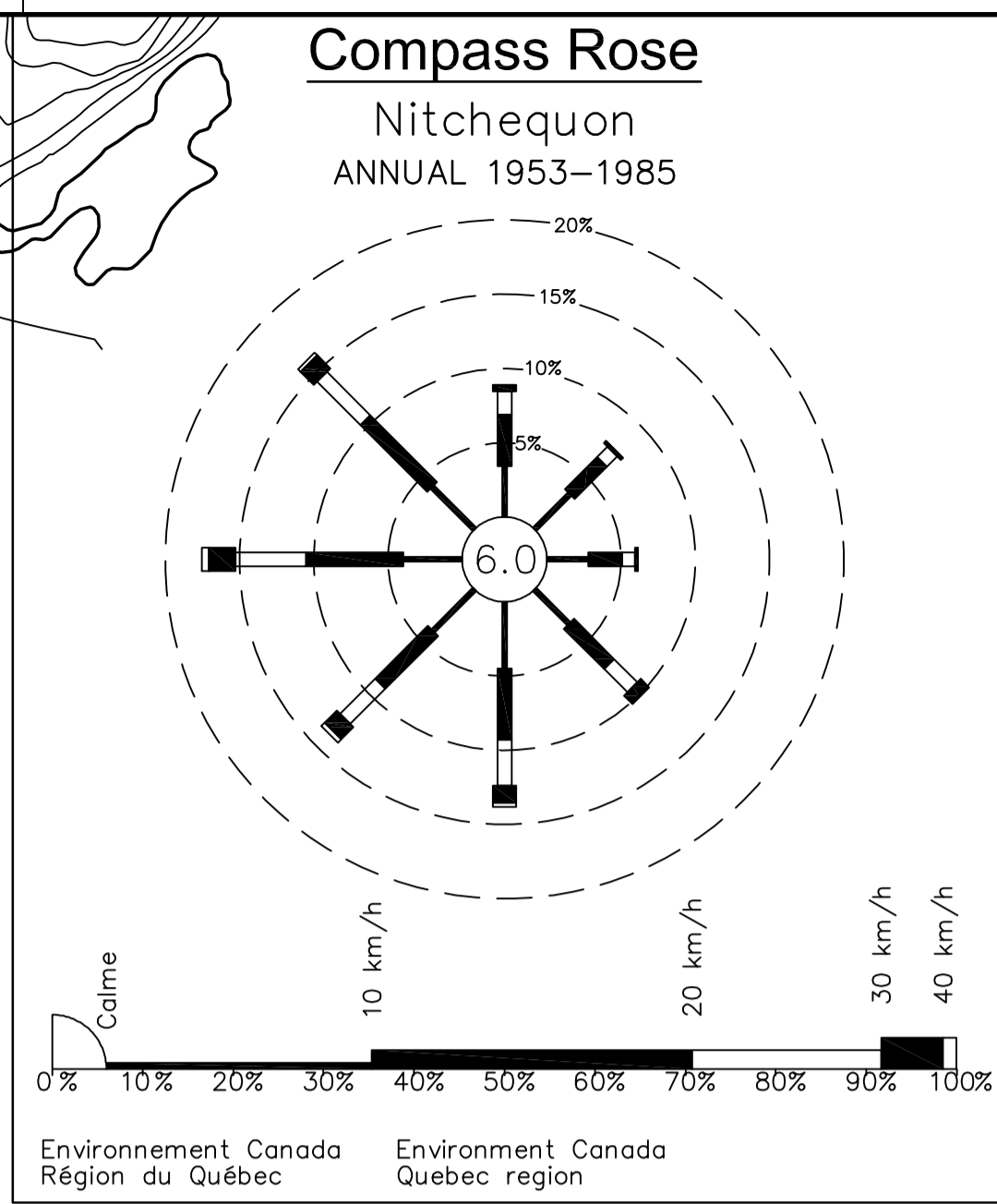
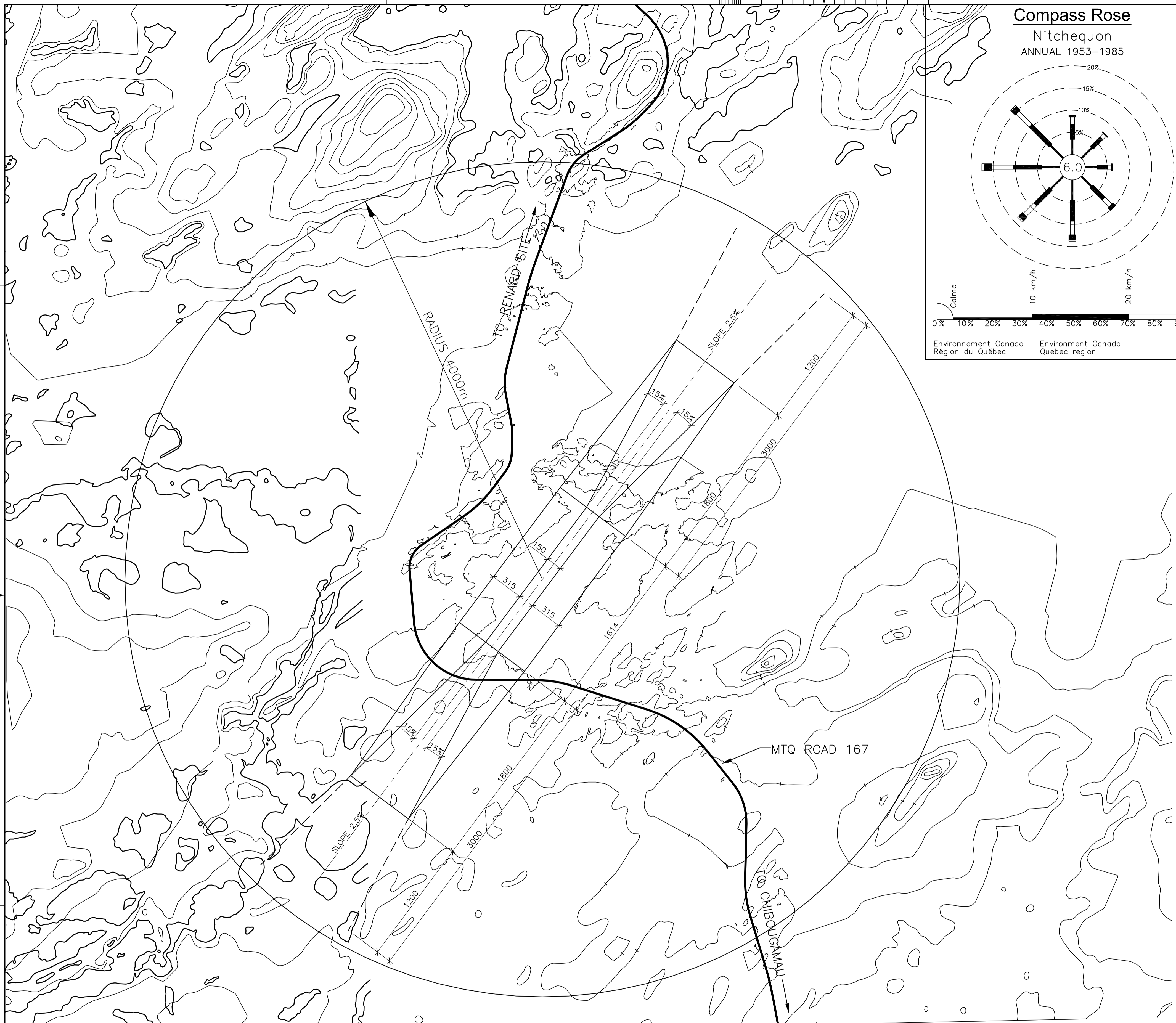


SNC-LAVALIN

ISSUE No	REV.	DATE (Y/M/D)	PURPOSE OF ISSUE	TRANSMISSION LETTER No	ISSUE No	REV.	DATE (Y/M/D)	PURPOSE OF ISSUE	TRANSMISSION LETTER No	No	REVISION DESCRIPTION	DATE (Y/M/D)	*	**	No	REVISION DESCRIPTION	DATE (Y/M/D)	*	**	
3	00	2011-03-17	FOR STUDY																	
2	PB	2011-03-03	ISSUED FOR CLIENT REVIEW																	
1	PA	2011-01-19	FOR COMMENTS																	

PROFESSIONAL SEAL SNC-LAVALIN 455, René-Lévesque Blvd. West Montréal (Québec) Canada H2Z 1Z3		CLIENT	 stornoway (Canada) Inc.	
		PROJECT		RENARD PROJECT
		TITLE		AIRPORT FRONTPAGE
		SCALE		
DESIGNED	M. GREGOIRE	DISCIPLINE ENGINEER		
DRAWN	A. VIENNEAU	ENGINEERING MANAGER		
CHECKED	M. LACHANCE	PROJECT MANAGER		
DATE	2011-01-19	CLIENT		
PROJECT No: 504421 SUBDIVISION: 5910 SUBJECT: 4L_DD SERIAL: 0001 REV.: 00				

LAST SAVE: 2011/03/18 - 1:38pm
 PATH: \\c:\projects\design\504421\4_Airport\Drawings\504421-5910-4LDD-001_R00.dwg



RENARD AIRPORT

TECHNICAL INFORMATION

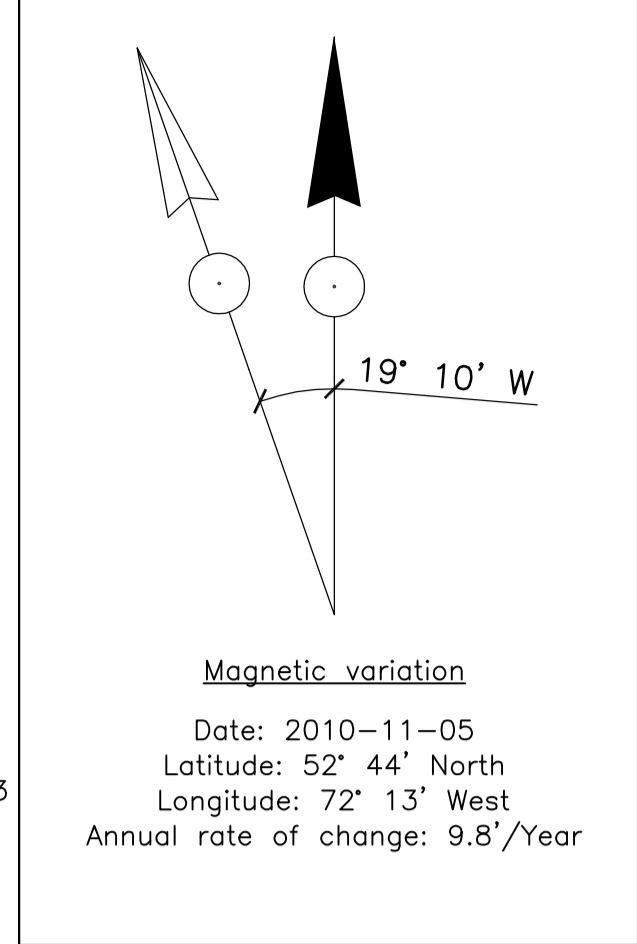
AERODROME DATA
 Aerodrome magnetic variation 19° 10' West
 Aerodrome reference temperature: 17,9°C
 Geometric center: NAD83 UTM18 X=687640.955, Y=5845928.293
 Aerodrome elevation in feet 1557' (474,7m)

RUNWAY
 Reference code: 3C NP
 Approach type: Non-precision approach
 Orientation: 06-24
 Critical aircraft: DASH 8-300
 Dimensions: Width: 30m
 Length: 1494m (4902')
 Maximum slopes: Transversal: 1,5%
 Longitudinal: 0,31%
 Runway surface type: Gravel
 Runway shoulders: Width: 7.5m (on each side of the runway)
 Slope 2.5%
 Surface: Gravel
 Runway strip: Length: 60m beyond the thresholds
 Width: 150m (75m On both sides of the axis of the strip) (1)
 Width of graded area: 90m (45m on both sides of the axis of the strip)

TAXIWAY
 Surface type: Gravel
 Taxiway code: C
 Dimensions: Length: 150m from the axis of the runway
 Width: 18m
 Maximum slopes: Transversal: 1,5%
 Longitudinal: 1,0%
 Taxiway shoulders: Width: 3.5m of gravel on each side of the taxiway
 Width of taxiway strip: 26m On both sides of the central axis
 Maximum transversal slope of profiles surfaces: 2.5%
 Distance between the runway axis and the taxiway holding position: 75m

APRON
 Dimensions: 100m x 70m
 Surface type: Gravel
 Maximum slope: 1%
 Distance from the centre of the runway to the edge of the apron: 120m

(1) THE WORK INCLUDED IN THE GRADED AREA CONSISTS OF TREE REMOVAL ONLY.



LAST SAVE: 2011/03/18 - 2:00pm
 PATH: \\c:\projects\504421\4_Airport\Drawings\504421-5910-4LDD-0001-3-5-6-7-8-9-10-11-12_00(kref_de_civil3D).dwg

ISSUE No	REV.	DATE (Y/M/D)	PURPOSE OF ISSUE	TRANSMISSION LETTER No	ISSUE No	REV.	DATE (Y/M/D)	PURPOSE OF ISSUE	TRANSMISSION LETTER No	No	REVISION DESCRIPTION	DATE (Y/M/D)	**	No	REVISION DESCRIPTION	DATE (Y/M/D)	**
3	00	2011-03-17	FOR STUDY														
2	PB	2011-03-03	ISSUED FOR CLIENT REVIEW														
1	PA	2011-01-19	FOR COMMENTS														
										504421-5910-4LDD-0001/3/4/5/6/7/8/9/10/11/12/13							
ISSUE REGISTER										REVISION REGISTER		REVISION REGISTER					
												No REFERENCE DRAWINGS NUMBER					


PROFESSIONAL SEAL			CLIENT	
DESIGNED M. GREGOIRE	APPROVAL DISCIPLINE ENGINEER	PROJECT	RENARD PROJECT	
DRAWN A. DORION	ENGINEERING MANAGER	TITLE	LOCATION PLAN	
CHECKED M. LACHANCE	PROJECT MANAGER	PROJECT No	504421	SUBMISSION
DATE 2011-01-19	CLIENT	SUBJECT	5910	SERIAL
SCALE 1:20 000		REV.	4L DD	0002 00

D

C

B

A



ISSUE No	REV.	DATE (Y/M/D)	PURPOSE OF ISSUE	TRANSMISSION LETTER No	ISSUE No	REV.	DATE (Y/M/D)	PURPOSE OF ISSUE	TRANSMISSION LETTER No	No	REVISION DESCRIPTION	DATE (Y/M/D)	INITIALS: * DESIGNED ** APPROVED	No	REVISION DESCRIPTION	DATE (Y/M/D)	INITIALS: * DESIGNED ** APPROVED	No	REFERENCE DRAWINGS NUMBER
3	00	2011-03-17	FOR STUDY																
2	PB	2011-03-03	ISSUED FOR CLIENT REVIEW																
1	PA	2011-01-19	FOR COMMENTS																

PROFESSIONAL SEAL

SNC-LAVALIN
455, René-Lévesque Blvd. West
Montréal (Québec) Canada H2Z 1Z3

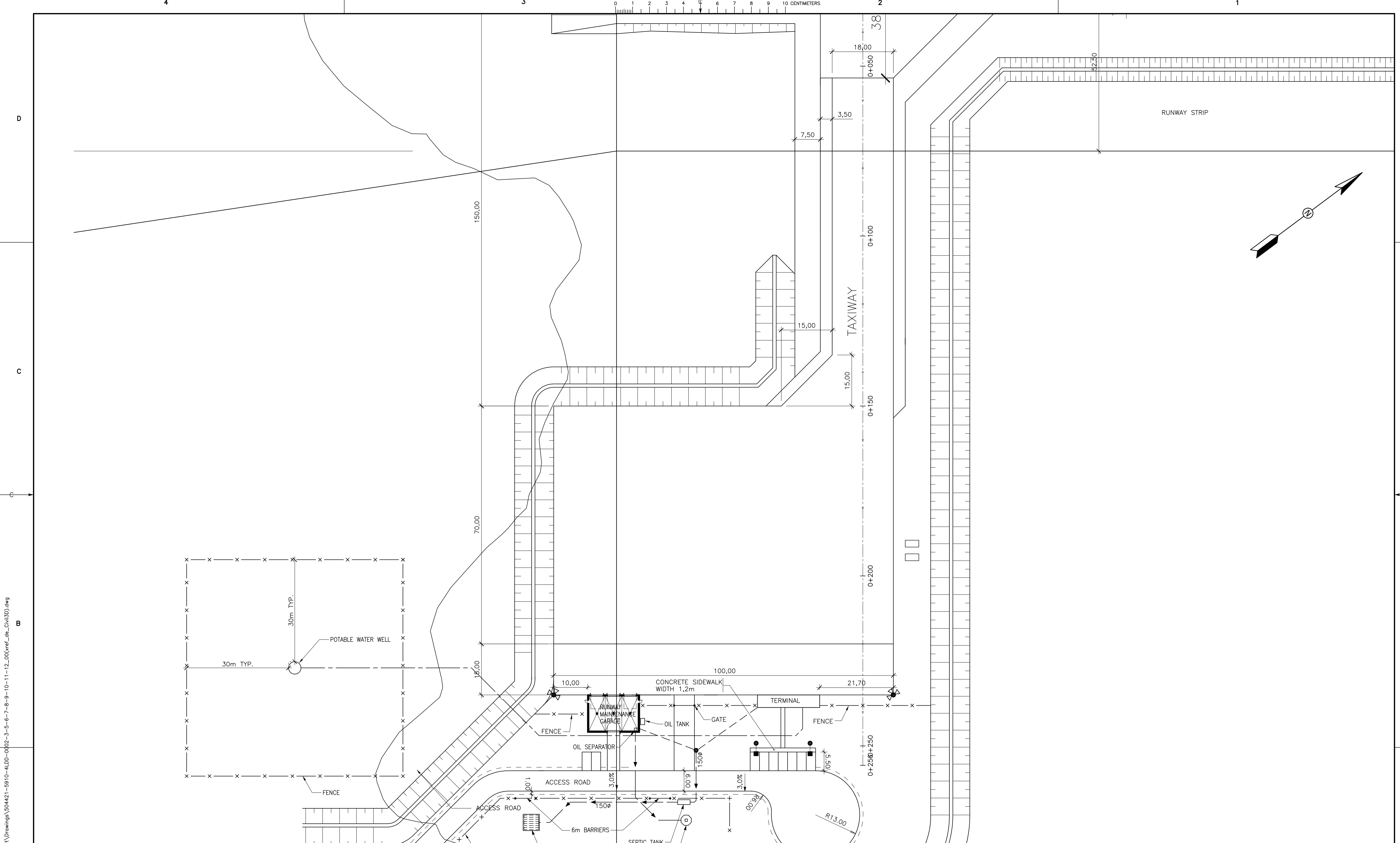
amec

PREPARATION	APPROVAL
DESIGNED M. GREGOIRE	DISCIPLINE ENGINEER
DRAWN A. VIENNEAU	ENGINEERING MANAGER
CHECKED M. LACHANCE	PROJECT MANAGER
DATE 2011-01-19	CLIENT

SCALE: 1:1000

CLIENT				
PROJECT				
RENARD PROJECT				
TITLE				
RUNWAY, TAXIWAY AND APRON GEOMETRY				
PROJECT No	SUBDIVISION	SUBJECT	SERIAL	REV.
504421	5910	4L DD	0004	00

LAST SAVE: 2011/03/18 - 1:47pm
 PATH: \\c:\projects\504421\4L_Airport\Drawings\504421-5910-4LDD-004_00.dwg



ISSUE No	REV.	DATE (Y/M/D)	PURPOSE OF ISSUE	TRANSMISSION LETTER No	ISSUE No	REV.	DATE (Y/M/D)	PURPOSE OF ISSUE	TRANSMISSION LETTER No	No	REVISION DESCRIPTION	DATE (Y/M/D)	No	REVISION DESCRIPTION	DATE (Y/M/D)	No	REVISION DESCRIPTION	DATE (Y/M/D)	REFERENCE DRAWINGS NUMBER
3	00	2011-03-17	FOR STUDY																504421-5910-4LDD-0001/2/3/4/5/6/7/9/10/11/12/13
2	PB	2011-03-03	ISSUED FOR CLIENT REVIEW																
1	PA	2011-01-19	FOR COMMENTS																

PROFESSIONAL SEAL

SNC-LAVALIN
 455, René-Lévesque Blvd. West
 Montréal (Québec) Canada H2Z 1Z3

amec

DESIGNED M. GREGOIRE	DISCIPLINE ENGINEER
DRAWN A. DORION	ENGINEERING MANAGER
CHECKED M. LACHANCE	PROJECT MANAGER
DATE 2011-01-19	CLIENT

CLIENT: **stornoway** (Canada) Inc.

PROJECT: **RENARD PROJECT**

TITLE: **TAXIWAY AND APRON PLAN VIEW**

PROJECT No	SUBDIVISION	SUBJECT	SERIAL	REV.
504421	5910	4L DD	0008	00

SCALE: 1:500

0 20m

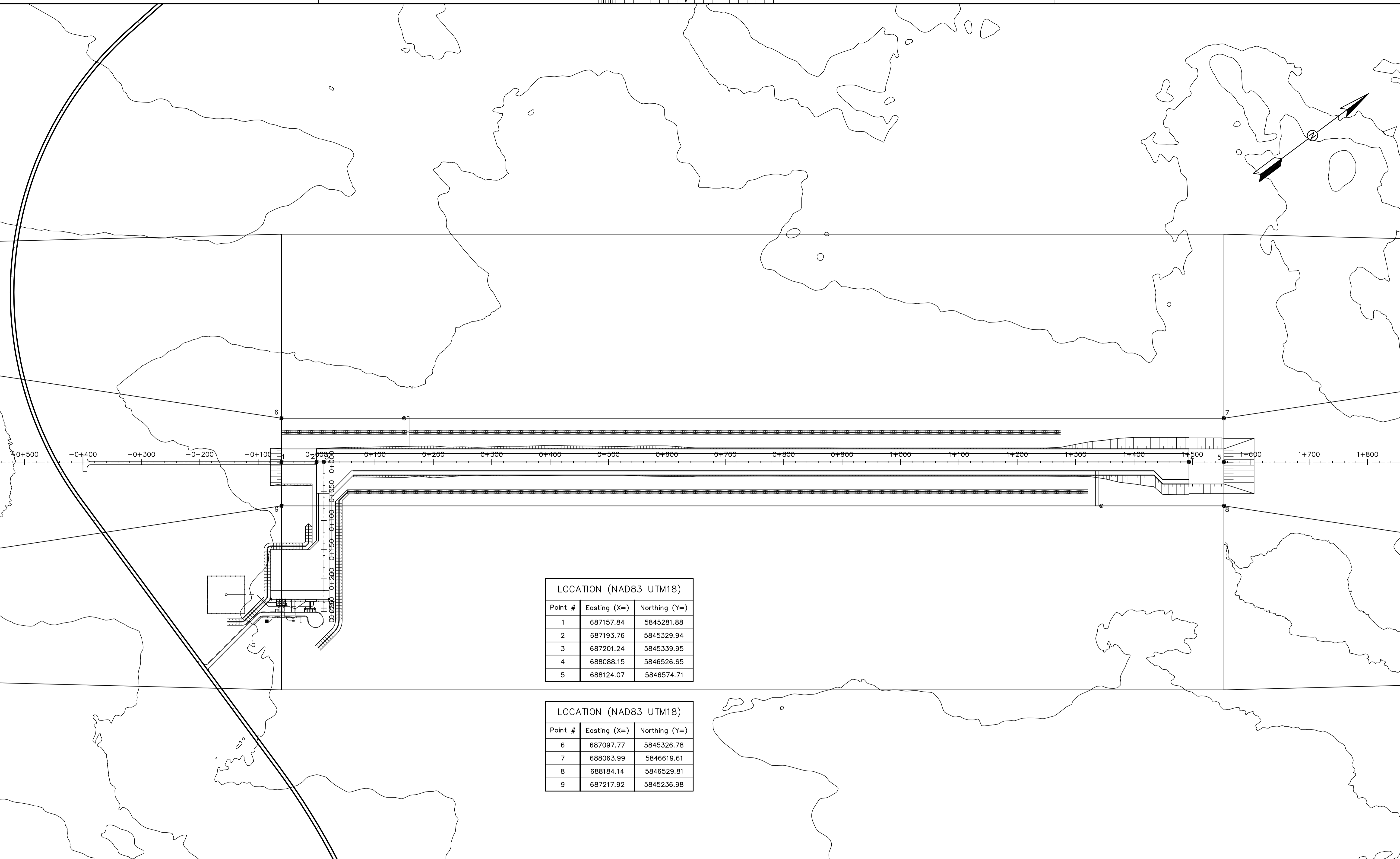
LAST SAVE: 2011/03/18 - 2:03pm
 PATH: \\c:\projects\504421\4L_Airport\Drawings\504421-5910-4LDD-0002-3-5-6-7-8-9-10-11-12_00(kref_de_civil3D).dwg

4 3 2 1 0 1 2 3 4 5 6 7 8 9 10 CENTIMETERS

D
C
B
A

4 3 2 1

504421A1HEN - FRAME A1 HORIZONTAL ENGLISH



LOCATION (NAD83 UTM18)		
Point #	Easting (X=)	Northing (Y=)
1	687157.84	5845281.88
2	687193.76	5845329.94
3	687201.24	5845339.95
4	688088.15	5846526.65
5	688124.07	5846574.71

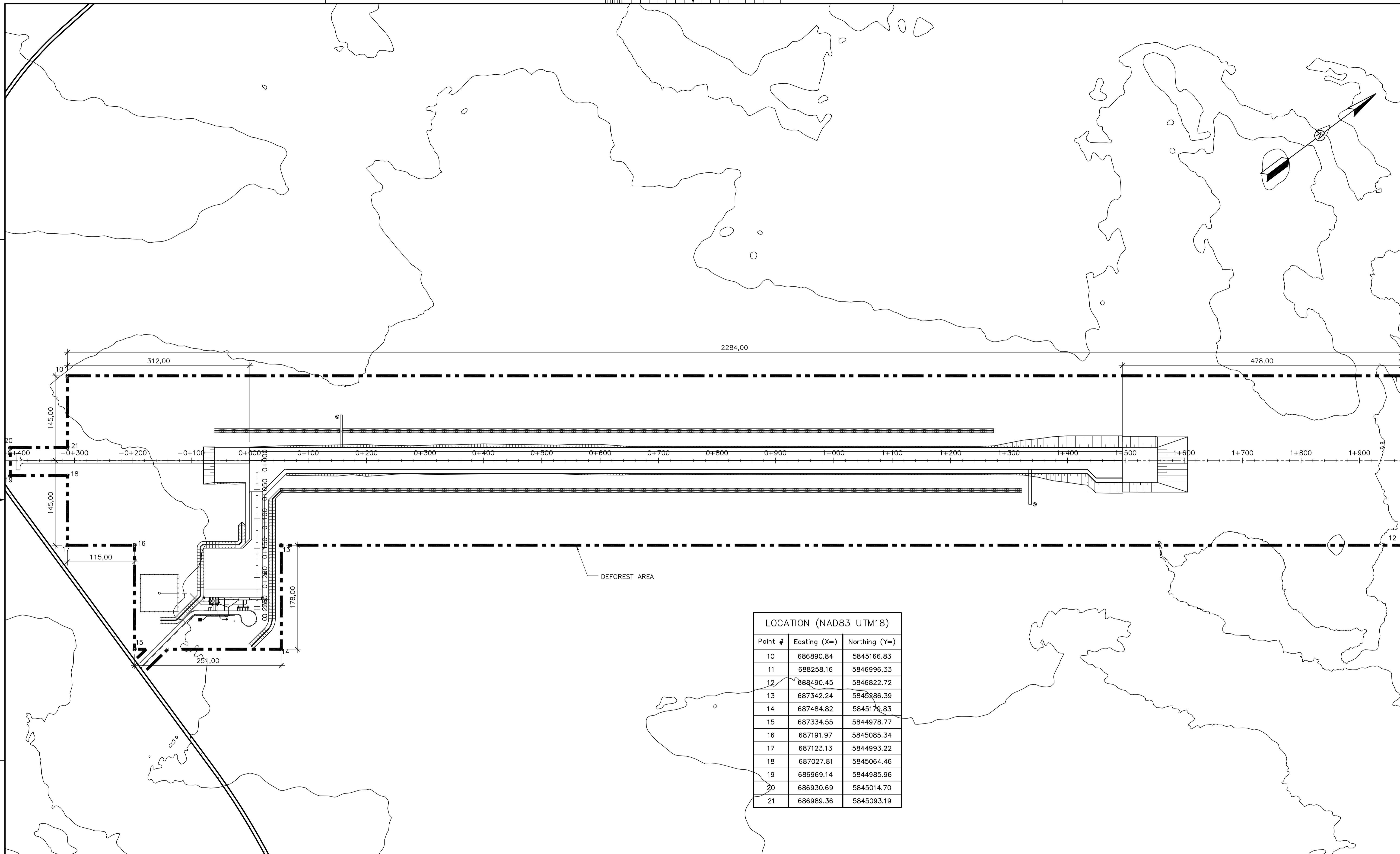
LOCATION (NAD83 UTM18)		
Point #	Easting (X=)	Northing (Y=)
6	687097.77	5845326.78
7	688063.99	5846619.61
8	688184.14	5846529.81
9	687217.92	5845236.98

ISSUE No	REV.	DATE (Y/M/D)	PURPOSE OF ISSUE	TRANSMISSION LETTER No	ISSUE No	REV.	DATE (Y/M/D)	PURPOSE OF ISSUE	TRANSMISSION LETTER No	No	REVISION DESCRIPTION	DATE (Y/M/D)	INITIALS: * DESIGNED ** APPROVED	No	REVISION DESCRIPTION	DATE (Y/M/D)	INITIALS: * DESIGNED ** APPROVED	No	REVISION DESCRIPTION	DATE (Y/M/D)	INITIALS: * DESIGNED ** APPROVED	REFERENCE DRAWINGS NUMBER
3	00	2011-03-17	FOR STUDY																			504421-5910-4LDD-0001/2/3/4/6/7/8/9/10/11/12/13
2	PB	2011-03-03	ISSUED FOR CLIENT REVIEW																			
1	PA	2011-01-19	FOR COMMENTS																			

PROFESSIONAL SEAL	 SNC-LAVALIN 455, René-Lévesque Blvd. West Montreal (Québec) Canada H2Z 1Z3		CLIENT	 stornoway (canada) inc.
DESIGNED	M. GREGOIRE	DISCIPLINE ENGINEER	PROJECT	RENARD PROJECT
DRAWN	A. DORION	ENGINEERING MANAGER	TITLE	RUNWAY PLAN VIEW
CHECKED	M. LACHANCE	PROJECT MANAGER		
DATE	2011-01-19	CLIENT		
SCALE	1:3000			

LAST SAVE: 2011/03/18 - 2:01pm
 PATH: \\c:\projects\504421\4L_Airport\Drawings\504421-5910-4LDD-0002-3-5-6-7-8-9-10-11-12_00(kref_de_civil3D).dwg

504421A1HEN - FRAME A1 HORIZONTAL ENGLISH

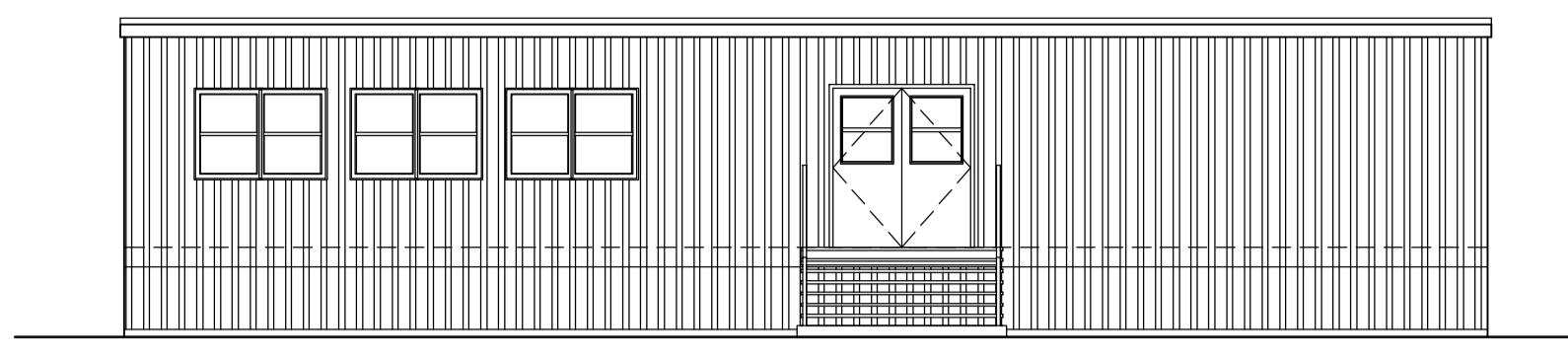


LOCATION (NAD83 UTM18)		
Point #	Easting (X=)	Northing (Y=)
10	686890.84	5845166.83
11	688258.16	5846996.33
12	688490.45	5846822.72
13	687342.24	5845286.39
14	687484.82	5845179.83
15	687334.55	5844978.77
16	687191.97	5845085.34
17	687123.13	5844993.22
18	687027.81	5845064.46
19	686969.14	5844985.96
20	686930.69	5845014.70
21	686989.36	5845093.19

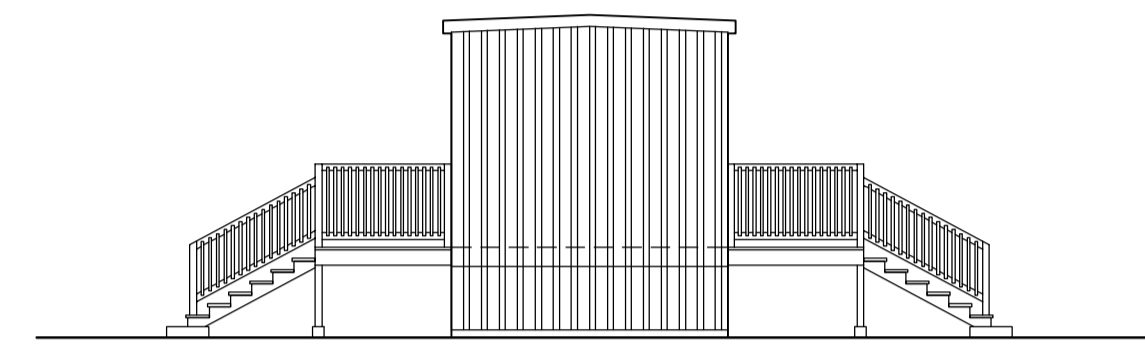
ISSUE REGISTER		ISSUE REGISTER		REVISION REGISTER		REVISION REGISTER		REFERENCE DRAWINGS NUMBER	
ISSUE No	REV. DATE (Y/M/D)	PURPOSE OF ISSUE	TRANSMISSION LETTER No	ISSUE No	REV. DATE (Y/M/D)	PURPOSE OF ISSUE	TRANSMISSION LETTER No	No	
3	00	2011-05-02	ISSUED FOR CLIENT REVIEW						
2	PB	2011-04-12	ISSUED FOR CLIENT REVIEW						
1	PA	2011-03-17	FOR COMMENTS						

PROFESSIONAL SEAL	 SNC-LAVALIN 455, René-Lévesque Blvd. West Montréal (Québec) Canada H2Z 1Z3		CLIENT	 stornoway (Canada) Inc.
DESIGNED	M. GREGOIRE	DISCIPLINE ENGINEER	PROJECT	RENARD PROJECT
DRAWN	A. DORION	ENGINEERING MANAGER	TITLE	RUNWAY PLAN VIEW TREE REMOVAL AREA
CHECKED	M. LACHANCE	PROJECT MANAGER	PROJECT No	504421
DATE	2011-03-08	CLIENT	SUBDIVISION	5910
SCALE	1:3000		SUBJECT	4L_DD
			SERIAL	0013
			REV.	00

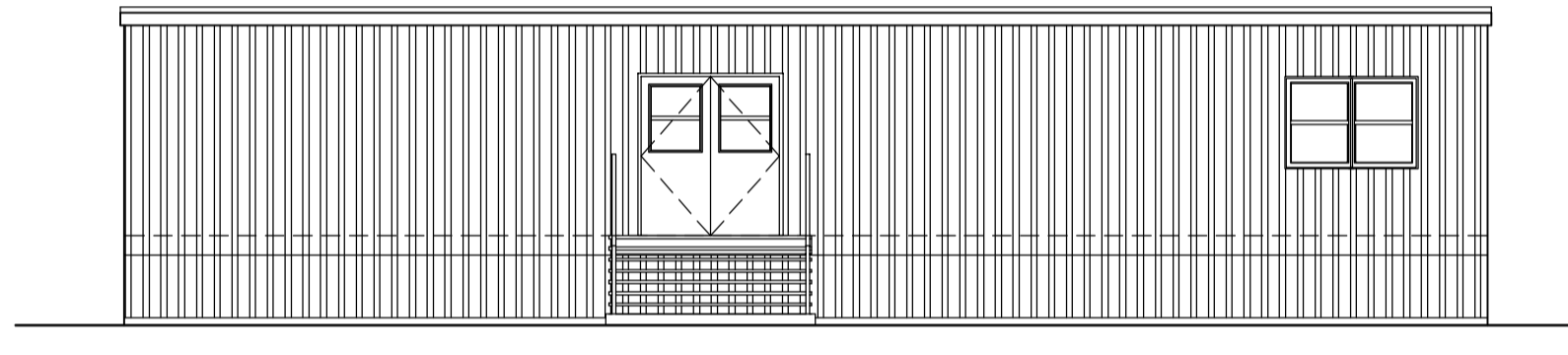
LAST SAVE: 2011/05/02 - 1:41pm
 PATH: \\c:\projects\504421\4L_Airport\Drawings\504421-5910-4LDD-0013_00.dwg



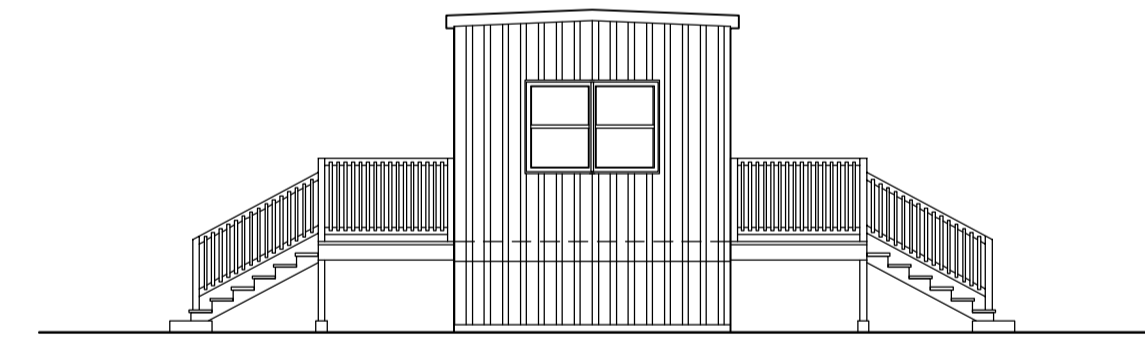
1 ELEVATION
TERMINAL 1:100



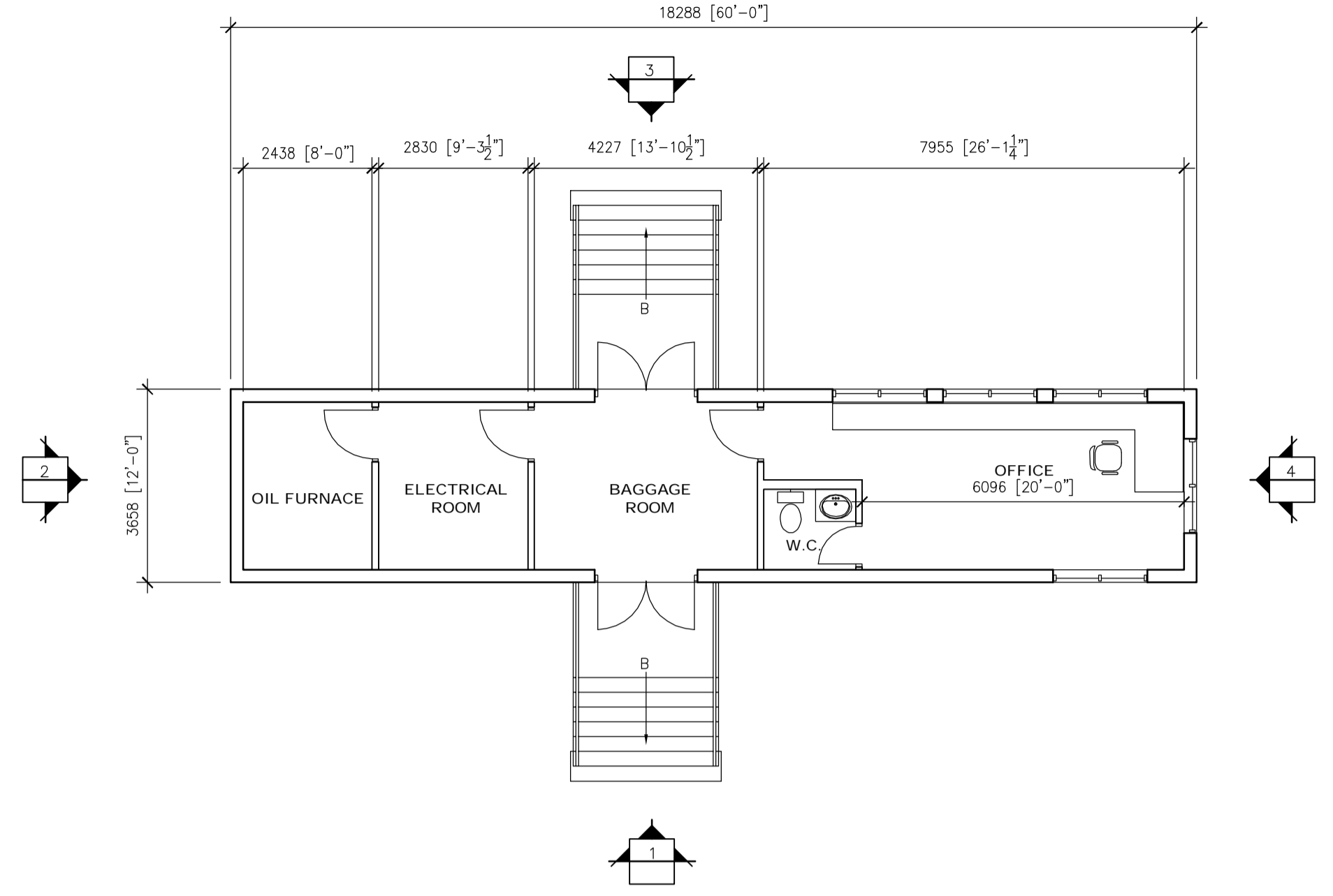
2 ELEVATION
TERMINAL 1:100



3 ELEVATION
TERMINAL 1:100



4 ELEVATION
TERMINAL 1:100



5 PLAN VIEW
TERMINAL 1:100

ISSUE No	REV.	DATE (Y/M/D)	PURPOSE OF ISSUE	TRANSMISSION LETTER No	ISSUE No	REV.	DATE (Y/M/D)	PURPOSE OF ISSUE	TRANSMISSION LETTER No	No	REVISION DESCRIPTION	DATE (Y/M/D)	INITIALS: * DESIGNED ** APPROVED	No	REVISION DESCRIPTION	DATE (Y/M/D)	INITIALS: * DESIGNED ** APPROVED	No	REFERENCE DRAWINGS NUMBER
06	01	2011/03/05	FOR BID																
05	00	2011/03/22	FOR BID																
04	PD	2011/03/14	FOR CLIENT REVIEW & COMMENT																
03	PC	2011/03/11	FOR INTERNAL COORDINATION																
02	PB	2011/02/21	FOR CLIENT REVIEW & COMMENT																
01	PA	2011/02/18	FOR INTERNAL COORDINATION																

PROFESSIONAL SEAL

SNC-LAVALIN
455, René-Lévesque Blvd. West
Montréal (Québec) Canada H2Z 1Z3

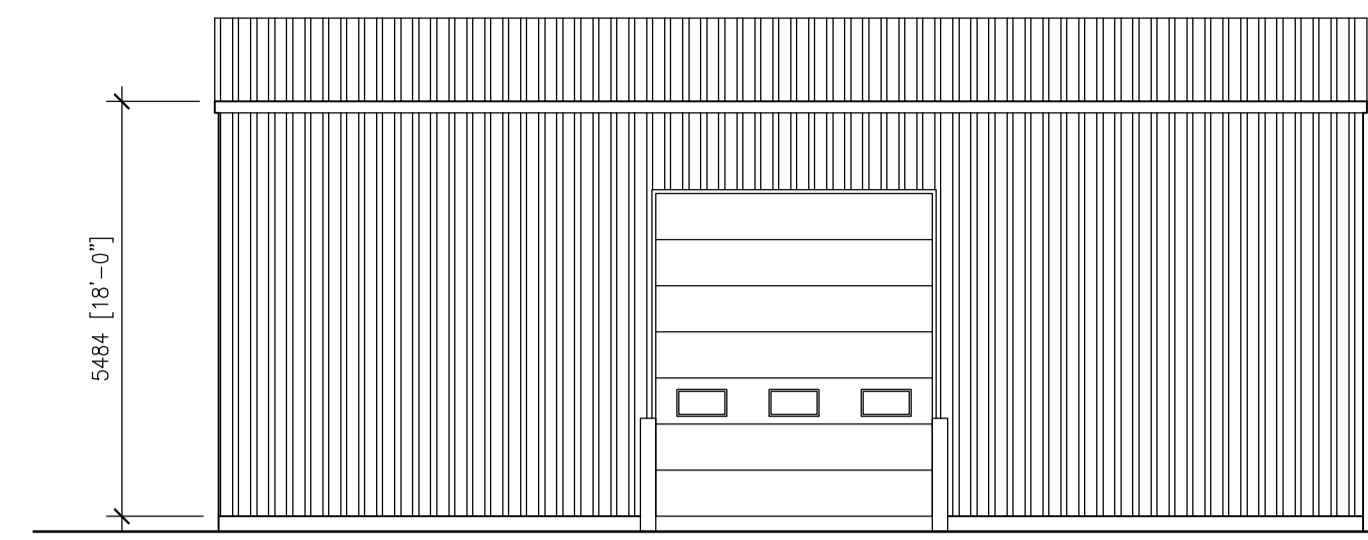
PREPARATION
DESIGNED B.L.
DRAWN S.F.
CHECKED G.B./M.L. *G.B.*

BOUCHER LACHANCE ARCHITECTES

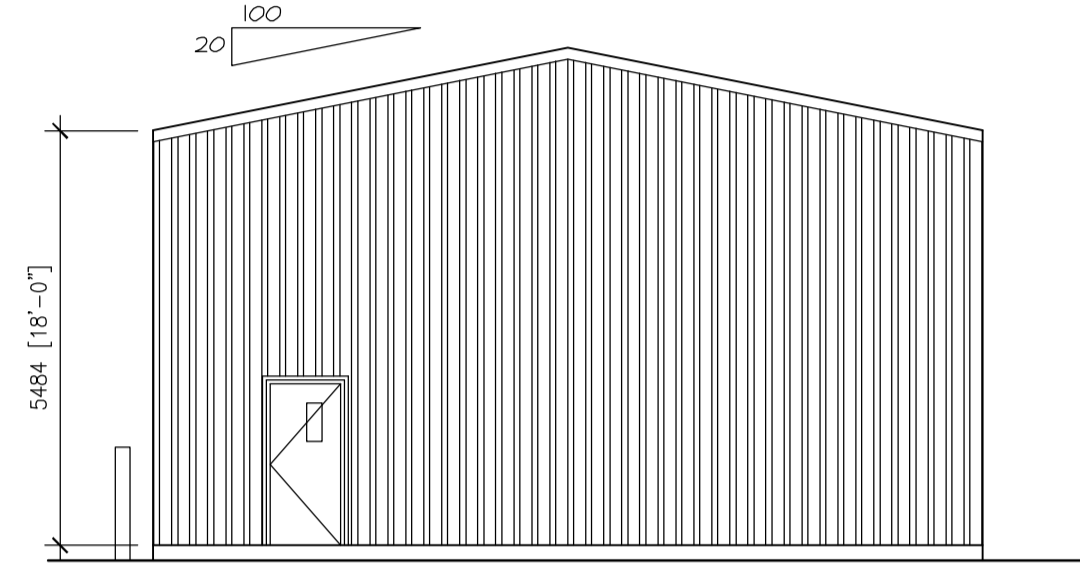
APPROVAL
DISCIPLINE ENGINEER
ENGINEERING MANAGER
PROJECT MANAGER
CLIENT

CLIENT stornoway (Canada) inc.				
PROJECT RENARD PROJECT				
TITLE AIRPORT TERMINAL BUILDING PLAN VIEWS, ELEVATIONS				
PROJECT No	SUBDIVISION	SUBJECT	SERIAL	REV.
504421	5940	44 D1	0001	01

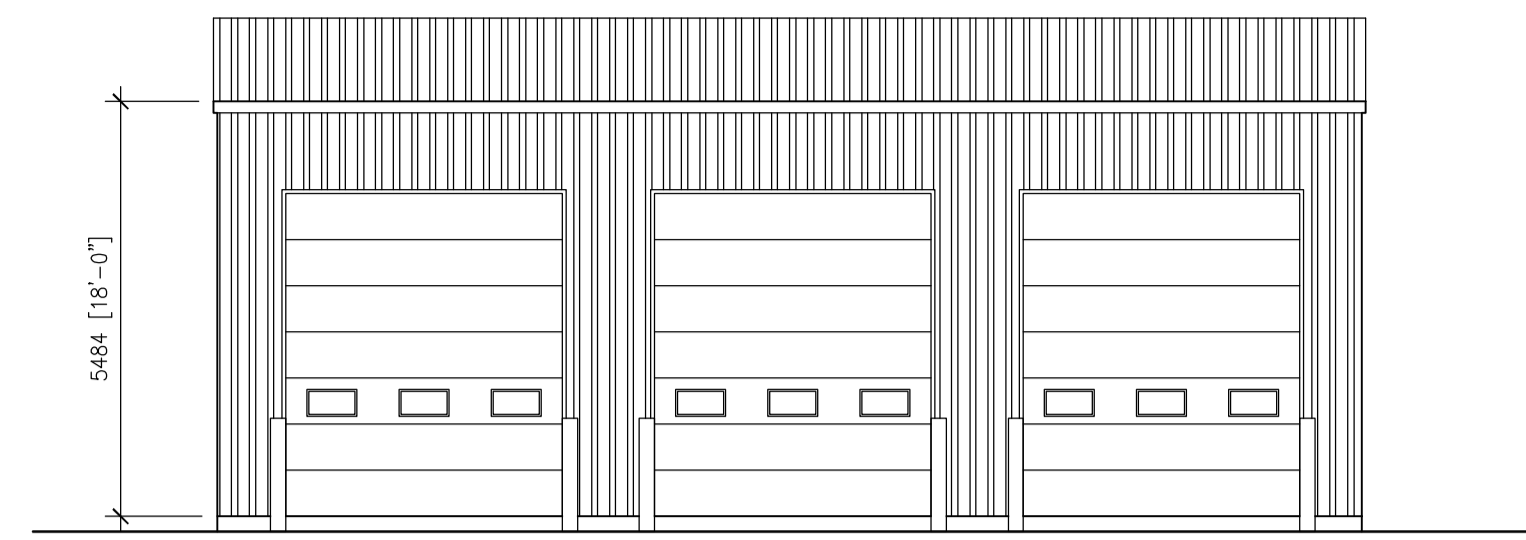
LAST SAVE: 2011/04/05 - 2:35pm
PATH: R:\504421\A1_Architecture\504421-5940-44D1-0001-01.dwg



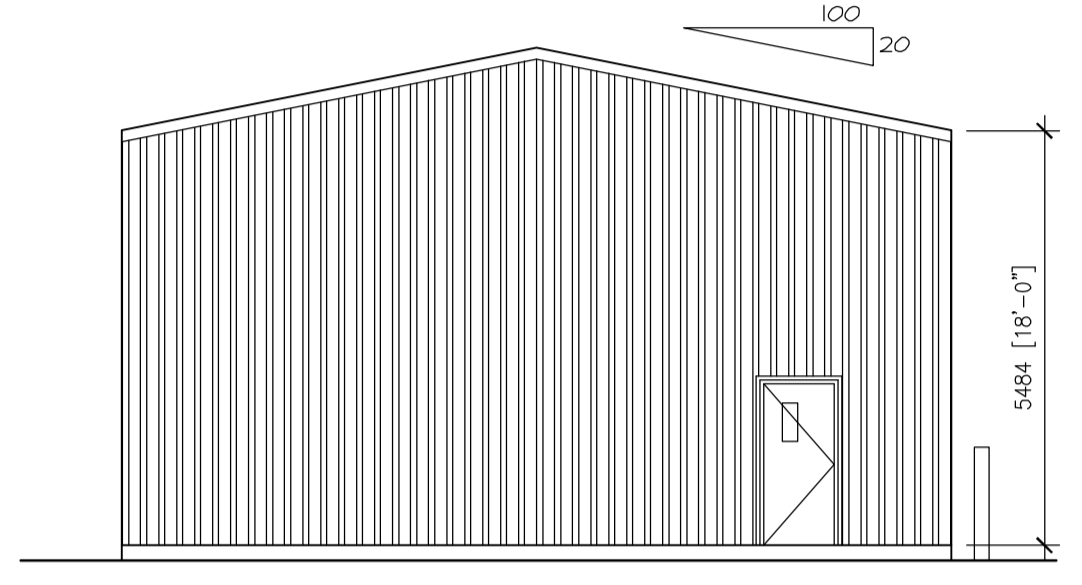
1 ELEVATION 1:100



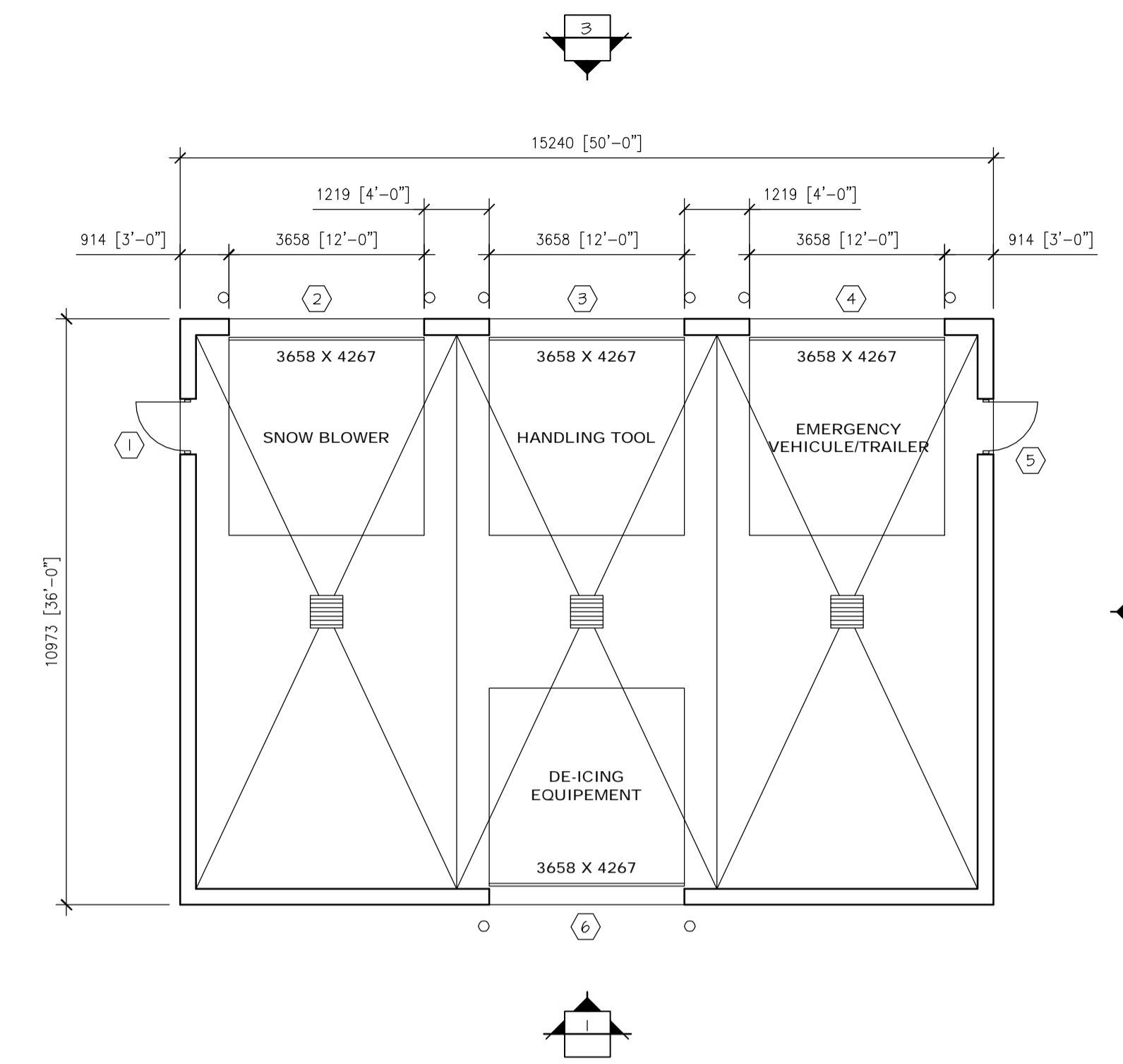
2 ELEVATION 1:100



3 ELEVATION 1:100



4 ELEVATION 1:100

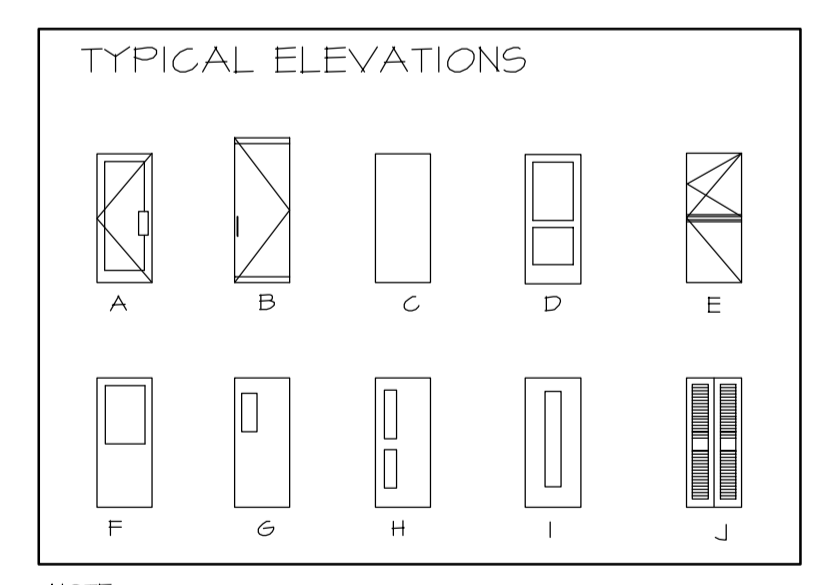


5 1 ST FLOOR 1:100

DOORS AND FRAMES REGISTER (I)		DOORS/WINDOWS				GLASS				FRAMES			HARDWARE								NOTE										
NO	DESTINATIONS	FIRE ULC	ELEVATION	TYPICAL FINISH	THICKNESS	WIDTH	HEIGHT	CONSTRUCTION	PLATE GLASS	INSULATING GLASS	TEMPERED	WIRED	LAMINATED	TINTED	CONSTRUCTION	FINISH	ELEVATION	NO	HINGES	LOCK		PULL HANDLE	PUSH HANDLE	FOOT PLATE	CLOSER	SOUND PROOF STOPPER	THRESHOLD	WEATHERSTRIP			
																					1								EXT. TO SNOW BLOWER		6
2	EXT. TO SNOW BLOWER					3658	4267											2													J
3	EXT. TO HANDLING TOOL					3658	4267											3													J
4	EXT. TO EMERGENCY VEHICULE/TRAILER					3658	4267											4													J
5	EXT. TO EMERGENCY VEHICULE/TRAILER		6	P	45	414	2134	HM/IN							HM/IN	P		5	●	SI		●	●		AL	●				J	
6	EXT. TO DE-ICING EQUIPMENT					3658	4267											6													J

(I) DOORS AND FRAMES IN EXTERIOR WALL ONLY
SI PANIC EXIT DEVICE WITH ENTRANCE FUNCTION

KEY	
AL	ALUMINUM
HM	HOLLOW METAL
AN	ANODISED
ACOD	ACOD
IN	INSULATED
P	PAINT



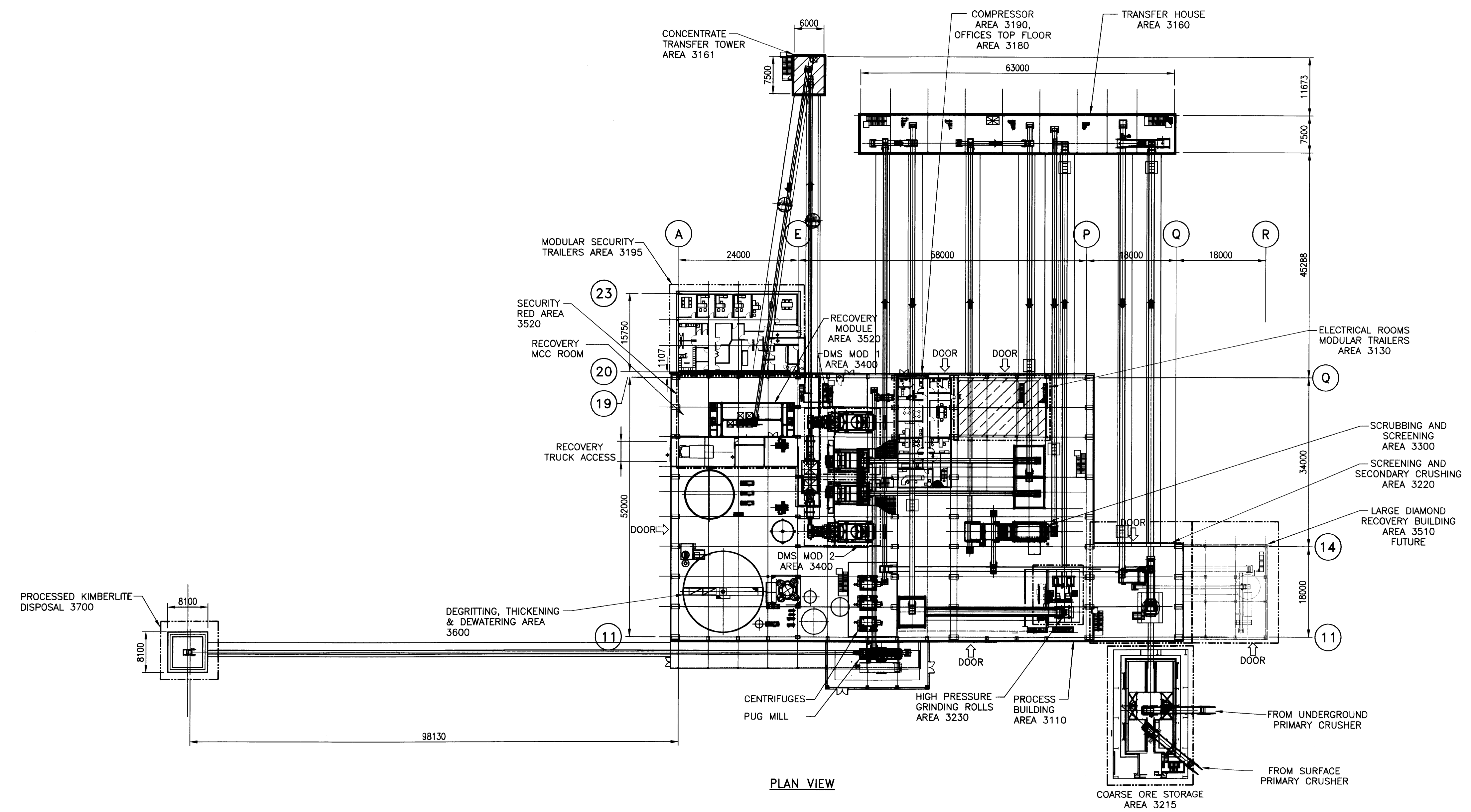
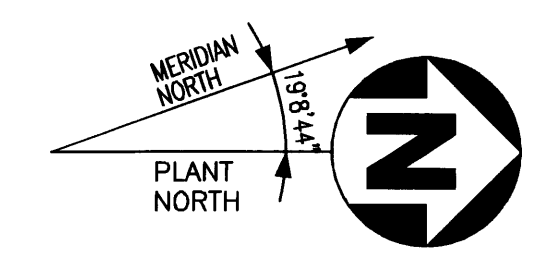
NOTE:
J. MOTORIZED OVERHEAD DOOR

ISSUE REGISTER		ISSUE REGISTER		REVISION REGISTER		REVISION REGISTER		No		REFERENCE DRAWINGS NUMBER							
ISSUE No	REV.	DATE (Y/M/D)	PURPOSE OF ISSUE	TRANSMISSION LETTER No	ISSUE No	REV.	DATE (Y/M/D)	PURPOSE OF ISSUE	TRANSMISSION LETTER No	No	REVISION DESCRIPTION	DATE (Y/M/D)	INITIALS: * DESIGNED ** APPROVED	No	REVISION DESCRIPTION	DATE (Y/M/D)	INITIALS: * DESIGNED ** APPROVED
03	00	2011/04/18	FOR BID														
02	PB	2011/02/21	FOR CLIENT REVIEW & COMMENT		PB		2011/02/21	B.L. G.B.									
01	PA	2011/02/18	FOR INTERNAL COORDINATION		PA		2011/02/18	B.L. G.B.									

PROFESSIONAL SEAL	 SNC-LAVALIN 465, René-Lévesque Blvd. West Montréal (Québec) Canada H2Z 1Z3	 BOUCHER LACHANCE ARCHITECTES	CLIENT stornoway (Canada) inc.
DESIGNED B.L.	PREPARATION	APPROVAL	PROJECT RENARD PROJECT
DRAWN S.F.	CHECKED G.B./M.L.	CLIENT	TITLE/SITE UTILITIES AND INFRASTRUCTURES RUNWAY EQUIPMENT MAINTENANCE GARAGE PLAN VIEWS, ELEVATIONS
DATE 2011/02/18	SCALE AS SHOWN	PROJECT No 504421	SUBDIVISION 5980
		SUBJECT 44	SERIAL D1
		REV. 0001	REV. 00

LAST SAVE: 2011/04/18 - 8:52am
 PATH: R:\504421\41_Architecture\Emissions\2011-04-18 - Issued for BID\504421-5980-4401-0001-00.dwg

KIMBERLITE PROCESS PLANT



PLAN VIEW

LAST SAVE: 2011/09/20 - 3:01pm
 PATH: P:\CAD\MEC\Fed Feb_11 Drawings\504421-3000-4502-0100.dwg

ISSUE REGISTER				ISSUE REGISTER				REVISION REGISTER				REVISION REGISTER				REVISION REGISTER				REVISION REGISTER			
ISSUE No	REV.	DATE (Y/M/D)	PURPOSE OF ISSUE	TRANSMISSION LETTER No	ISSUE No	REV.	DATE (Y/M/D)	PURPOSE OF ISSUE	TRANSMISSION LETTER No	No	REVISION DESCRIPTION	DATE (Y/M/D)	* ** No	INITIALS: * DESIGNED ** APPROVED	No	REVISION DESCRIPTION	DATE (Y/M/D)	* ** No	INITIALS: * DESIGNED ** APPROVED	No	REFERENCE DRAWINGS NUMBER		
4	01	2011-09/23	ISSUED FOR FEASIBILITY STUDY																				
3	00	2011-06/03	ISSUED FOR FEASIBILITY STUDY																				
2	PB	2011/04/08	ISSUED FOR CLIENT REVIEW																				
1	PA	2011/03/17	ISSUED FOR INTERNAL REVIEW																				

PROFESSIONAL SEAL

SNC-LAVALIN
 455, René-Lévesque Blvd. West
 Montréal (Québec) Canada H2Z 1Z3

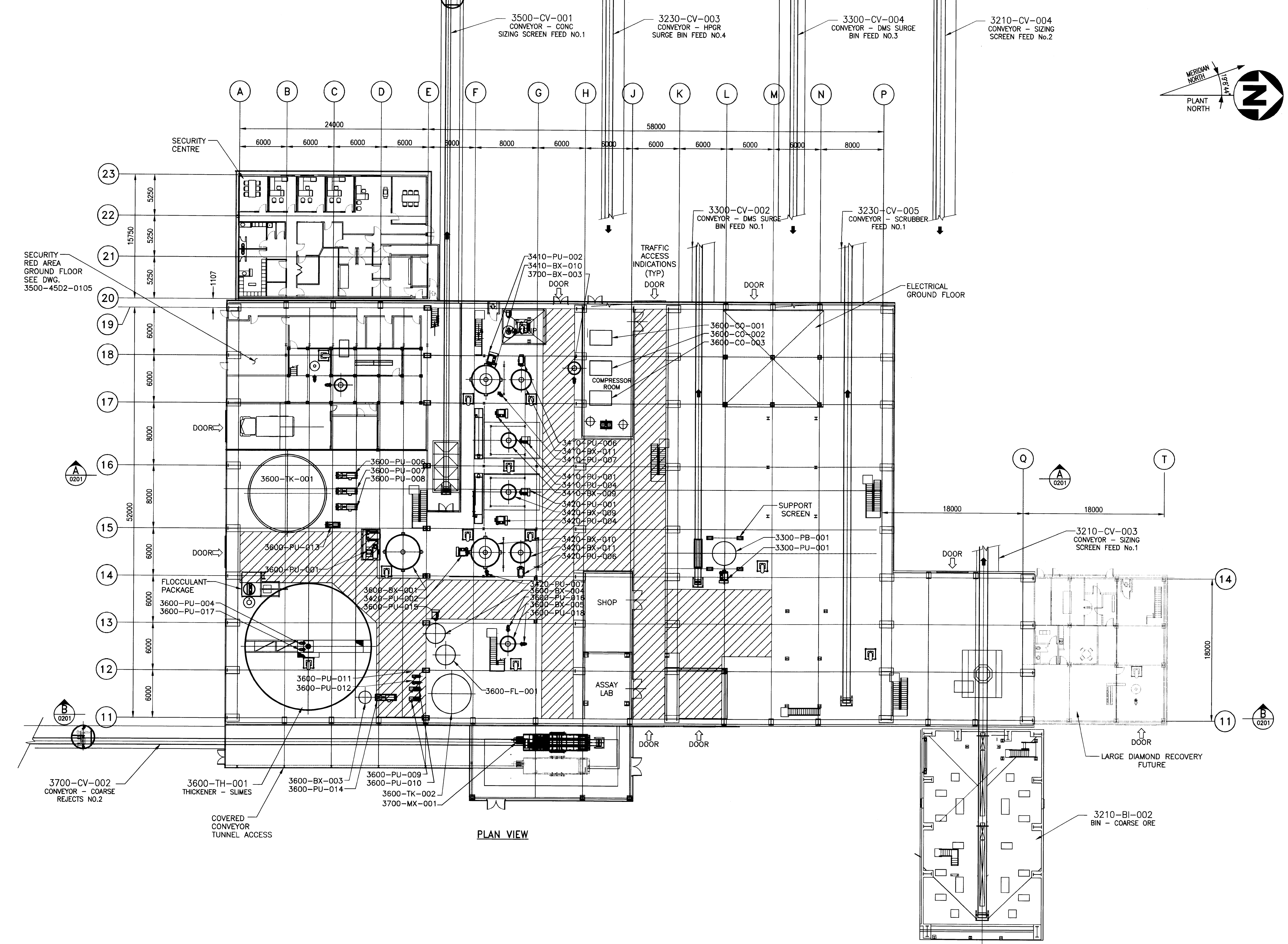
amec

DESIGNED: F. KLAPWIJK
 DRAWN: F. KLAPWIJK
 CHECKED: K. RIDLEY
 DATE: 2011/03/11

DISCIPLINE ENGINEER
 ENGINEERING MANAGER
 PROJECT MANAGER: H. RYANS
 CLIENT

CLIENT				
PROJECT	RENARD PROJECT			
TITLE	PROCESS BUILDING OVERALL LAYOUT			
PROJECT No	SUBDIVISION	SUBJECT	SERIAL	REV.
504421	3000	45 D2	0100	01

504421ATHEN - FRAME A1 HORIZONTAL ENGLISH

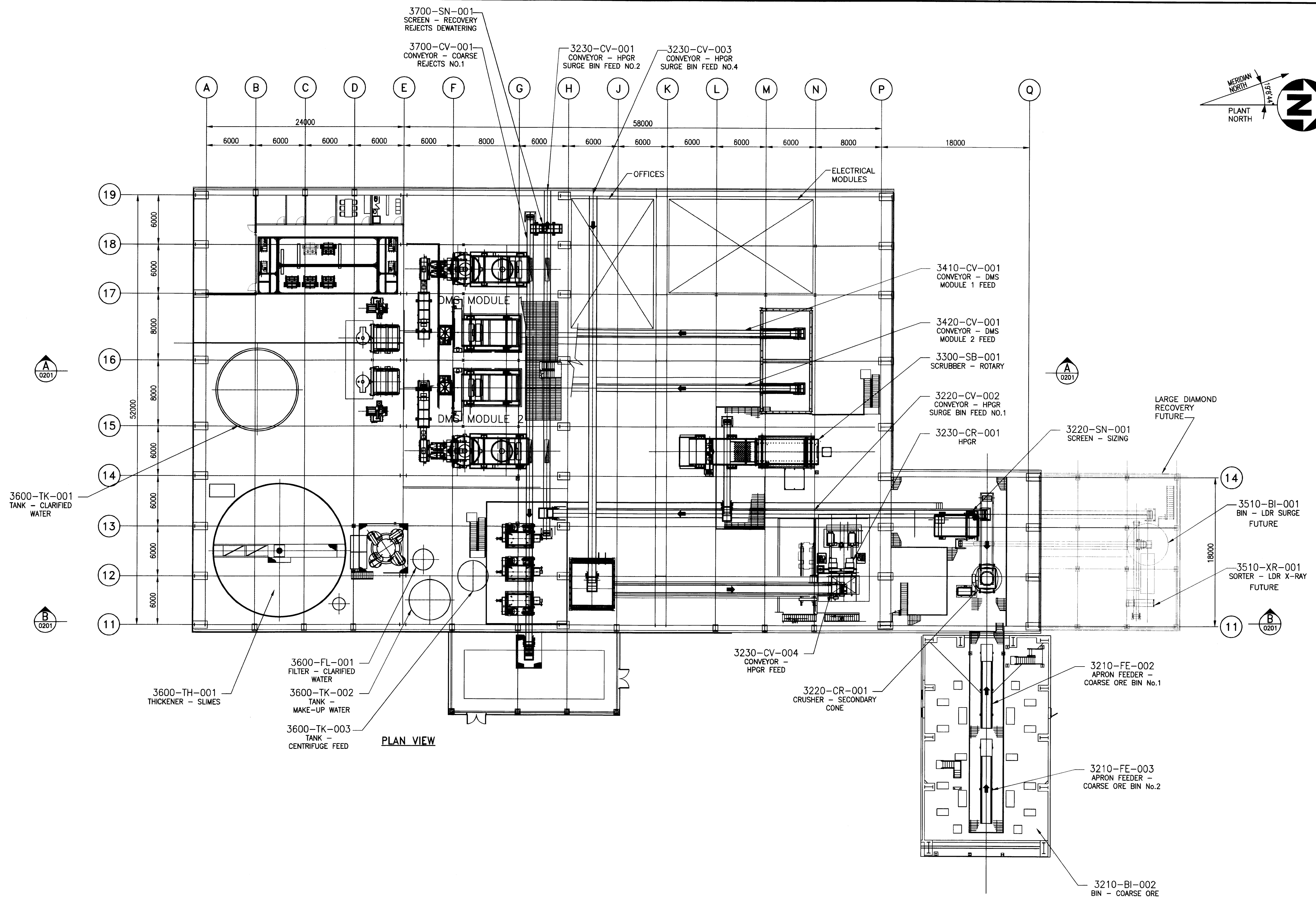


PLAN VIEW

P:\CAD\MEC\Fed Feb_11 Drawings\504421-3000-4502-0101.dwg
 LAST SAVE: 2011/09/20 - 3:02pm
 PATH: P:\CAD\MEC\Fed Feb_11 Drawings\504421-3000-4502-0101.dwg

ISSUE REGISTER				ISSUE REGISTER				REVISION REGISTER				REVISION REGISTER				REVISION REGISTER				REFERENCE DRAWINGS NUMBER			
ISSUE No	REV.	DATE (Y/M/D)	PURPOSE OF ISSUE	TRANSMISSION LETTER No	ISSUE No	REV.	DATE (Y/M/D)	PURPOSE OF ISSUE	TRANSMISSION LETTER No	No	REVISION DESCRIPTION	DATE (Y/M/D)	**	No	REVISION DESCRIPTION	DATE (Y/M/D)	**	No	REVISION DESCRIPTION	DATE (Y/M/D)	**	No	REFERENCE DRAWINGS NUMBER
								INITIALS: * DESIGNED ** APPROVED															
4	01	2011/09/23	ISSUED FOR FEASIBILITY STUDY																				
3	00	2011/06/03	ISSUED FOR FEASIBILITY STUDY																				
2	PB	2011/04/08	ISSUED FOR CLIENT REVIEW																				
1	PA	2011/03/17	ISSUED FOR INTERNAL REVIEW																				

PROFESSIONAL SEAL SNC-LAVALIN <small>SNC-LAVALIN 455, René-Lévesque Blvd. West Montréal (Québec) Canada H2Z 1Z3</small>		amec <small>amec</small>		CLIENT stornoway <small>les diamants</small>	
PREPARATION DESIGNED: F. KLAPWIJK DRAWN: F. KLAPWIJK CHECKED: K. RIDLEY DATE: 2011/03/11 SCALE: 1:250		APPROVAL DISCIPLINE ENGINEER: [Signature] ENGINEERING MANAGER: [Signature] PROJECT MANAGER: H. RYANS CLIENT:		PROJECT RENARD PROJECT TITLE PROCESS BUILDING GROUND FLOOR	
PROJECT No	SUBDIVISION	SUBJECT	SERIAL	REV.	
504421	3000	45 D2	0101	01	
504421A1HEN - FRAME A1 HORIZONTAL ENGLISH					



3600-TK-001
TANK - CLARIFIED WATER

3600-TH-001
THICKENER - SLIMES

3600-FL-001
FILTER - CLARIFIED WATER

3600-TK-002
TANK - MAKE-UP WATER

3600-TK-003
TANK - CENTRIFUGE FEED

PLAN VIEW

3230-CV-004
CONVEYOR - HPGR FEED

3220-CR-001
CRUSHER - SECONDARY CONE

3210-FE-002
APRON FEEDER - COARSE ORE BIN No.1

3210-FE-003
APRON FEEDER - COARSE ORE BIN No.2

3210-BI-002
BIN - COARSE ORE

3410-CV-001
CONVEYOR - DMS MODULE 1 FEED

3420-CV-001
CONVEYOR - DMS MODULE 2 FEED

3300-SB-001
SCRUBBER - ROTARY

3220-CV-002
CONVEYOR - HPGR SURGE BIN FEED NO.1

3230-CR-001
HPGR

3220-SN-001
SCREEN - SIZING

LARGE DIAMOND RECOVERY FUTURE

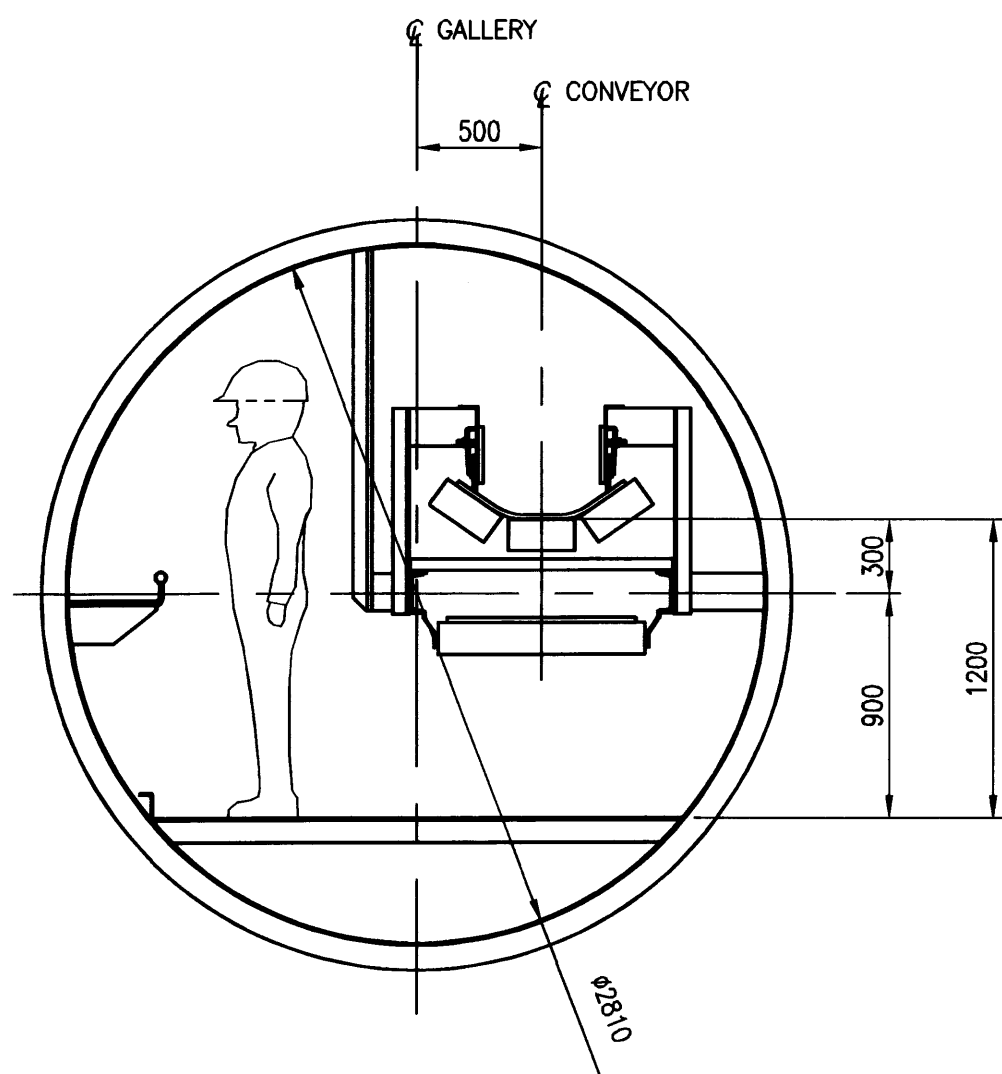
3510-BI-001
BIN - LDR SURGE FUTURE

3510-XR-001
SORTER - LDR X-RAY FUTURE

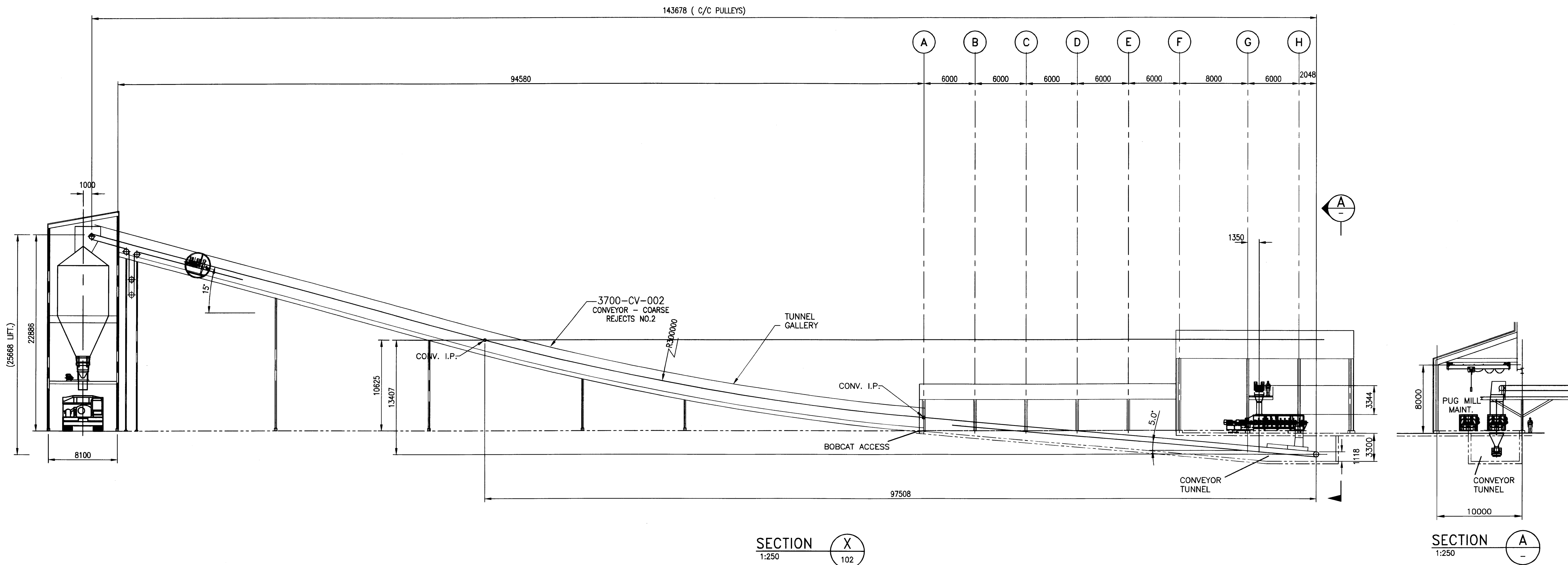
LAST SAVE: 2011/09/20 - 3:05pm
PATH: P:\CAD\MEC\Ferd Feb_11 Drawings\504421-3000-4502-0102.dwg

ISSUE REGISTER		ISSUE REGISTER		REVISION REGISTER		REVISION REGISTER		REFERENCE DRAWINGS NUMBER								
ISSUE No	REV.	DATE (Y/M/D)	PURPOSE OF ISSUE	TRANSMISSION LETTER No	ISSUE No	REV.	DATE (Y/M/D)	PURPOSE OF ISSUE	TRANSMISSION LETTER No	REVISION DESCRIPTION	DATE (Y/M/D)	INITIALS: * DESIGNED ** APPROVED	REVISION DESCRIPTION	DATE (Y/M/D)	INITIALS: * DESIGNED ** APPROVED	No
4	01	2011/09/23	ISSUED FOR FEASIBILITY STUDY													
3	00	2011/06/03	ISSUED FOR FEASIBILITY STUDY													
2	PB	2011/04/08	ISSUED FOR CLIENT REVIEW													
1	PA	2011/03/17	ISSUED FOR INTERNAL REVIEW													

PROFESSIONAL SEAL	 SNC-LAVALIN 455, Rue Lévesque, Bld. West Montréal (Québec) Canada H2Z 1Z3	 amec	CLIENT	 stornoway
DESIGNED	F. KLAPWIJK <i>FKL</i>	DISCIPLINE ENGINEER	PROJECT	RENARD PROJECT
DRAWN	F. KLAPWIJK <i>FKL</i>	ENGINEERING MANAGER	TITLE	PROCESS BUILDING OPERATING FLOOR
CHECKED	K. RIDLEY	PROJECT MANAGER		
DATE	2011/03/11	CLIENT		
SCALE	1:250		PROJECT No	504421
			SUBDIVISION	3000
			SUBJECT	45 D2
			SERIAL	0102
			REV.	01



TYP. SECTION THROUGH GALLERY
1:30



SECTION X
1:250

SECTION A
1:250

ISSUE No	REV.	DATE (Y/M/D)	PURPOSE OF ISSUE	TRANSMISSION LETTER No	ISSUE No	REV.	DATE (Y/M/D)	PURPOSE OF ISSUE	TRANSMISSION LETTER No	No	REVISION DESCRIPTION	DATE (Y/M/D)	No	REVISION DESCRIPTION	DATE (Y/M/D)	No	REFERENCE DRAWINGS NUMBER
4	01	2011/09/23	ISSUED FOR FEASIBILITY STUDY														
3	00	2011/06/03	ISSUED FOR FEASIBILITY STUDY														
2	PB	2011/03/30	ISSUED FOR CLIENT REVIEW														
1	PA	2011/03/17	ISSUED FOR INTERNAL REVIEW														

PROFESSIONAL SEAL



CLIENT **stornoway** (Canada) Inc.

DESIGNED F. KLAPWIJK *PKL*

APPROVAL DISCIPLINE ENGINEER

PROJECT RENARD PROJECT

DRAWN F. KLAPWIJK/S. MCKAY *PKL*

ENGINEERING MANAGER

TITLE CONVEYOR PROFILE SHEET 1

CHECKED

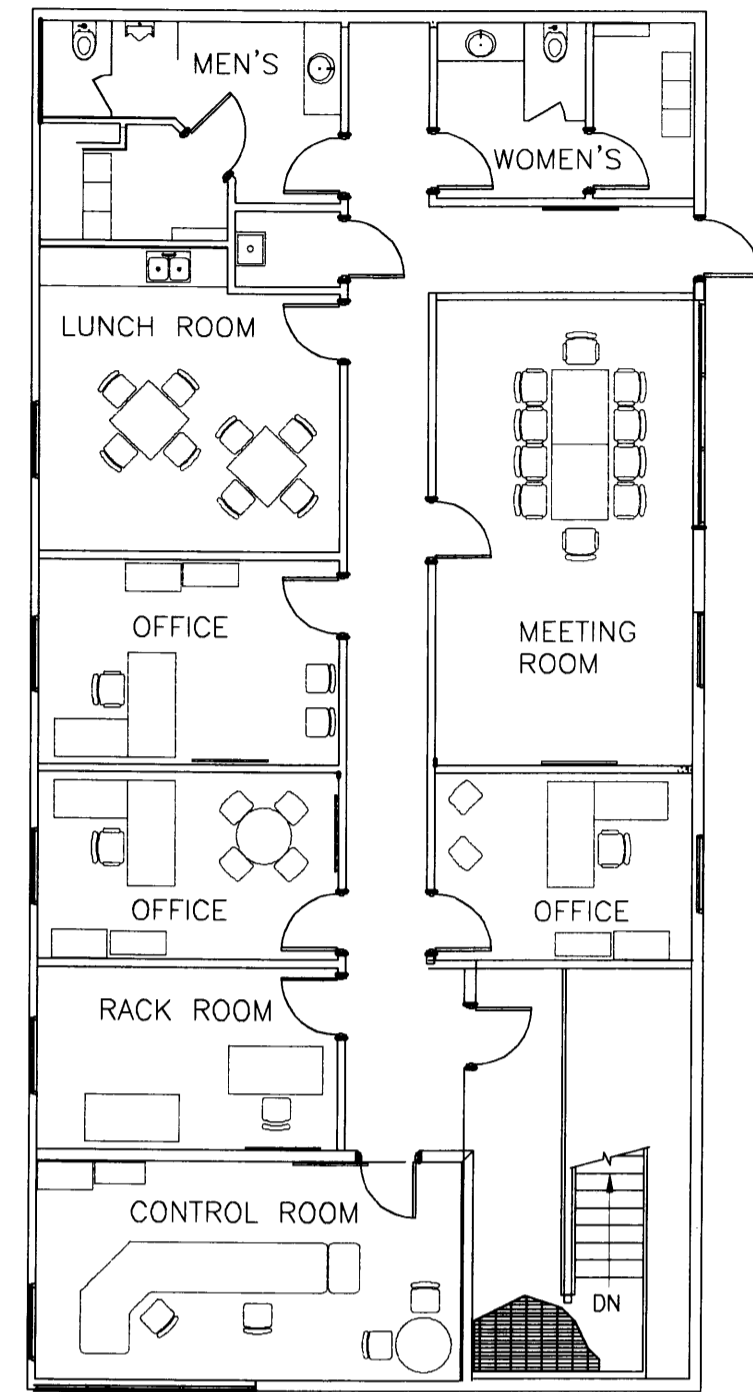
PROJECT MANAGER H. RYANS *H.R.*

PROJECT No 504421 SUBDIVISION 3000 SUBJECT 45 D2 SERIAL 0200 REV. 01

DATE 2011/03/11

CLIENT

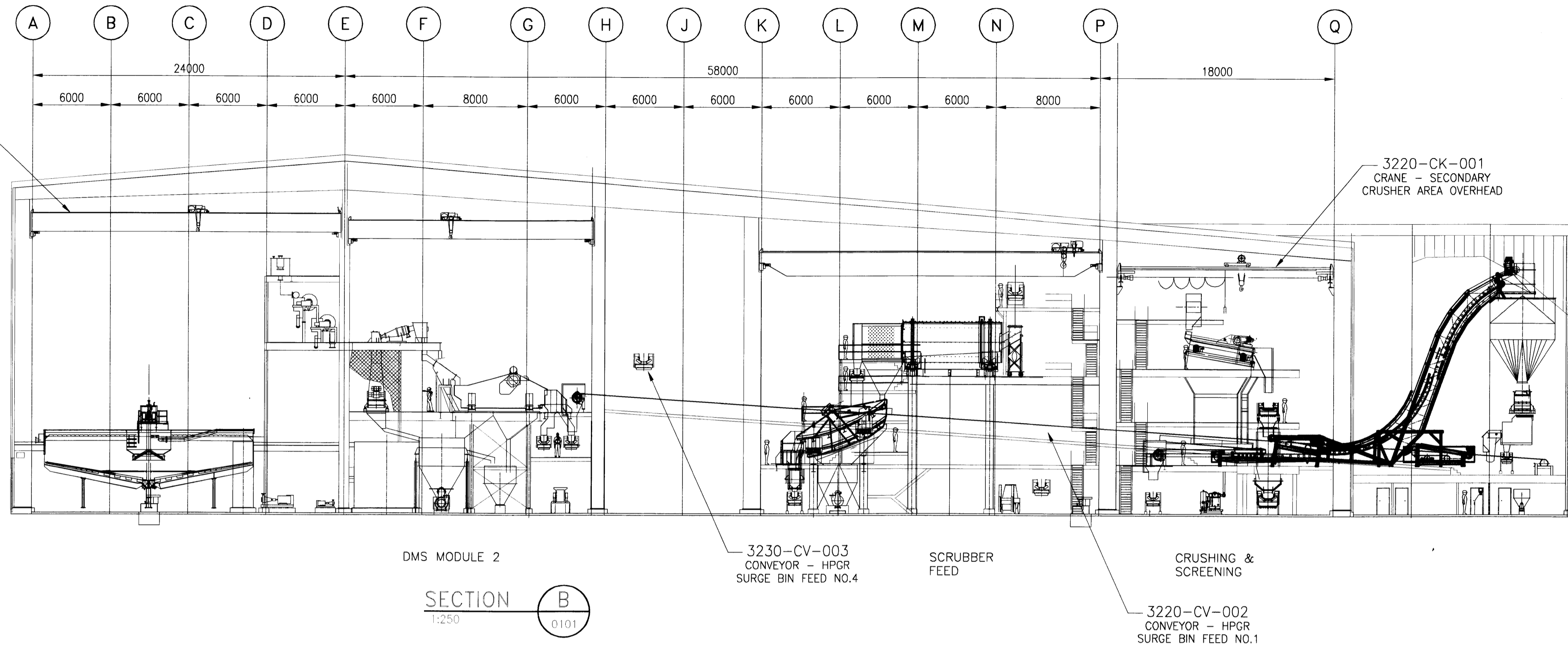
SCALE 1:250



OFFICES & CONTROL ROOM
N.T.S.

3600-CK-001
CRANE - THICKENER
AREA OVERHEAD

3220-CK-001
CRANE - SECONDARY
CRUSHER AREA OVERHEAD

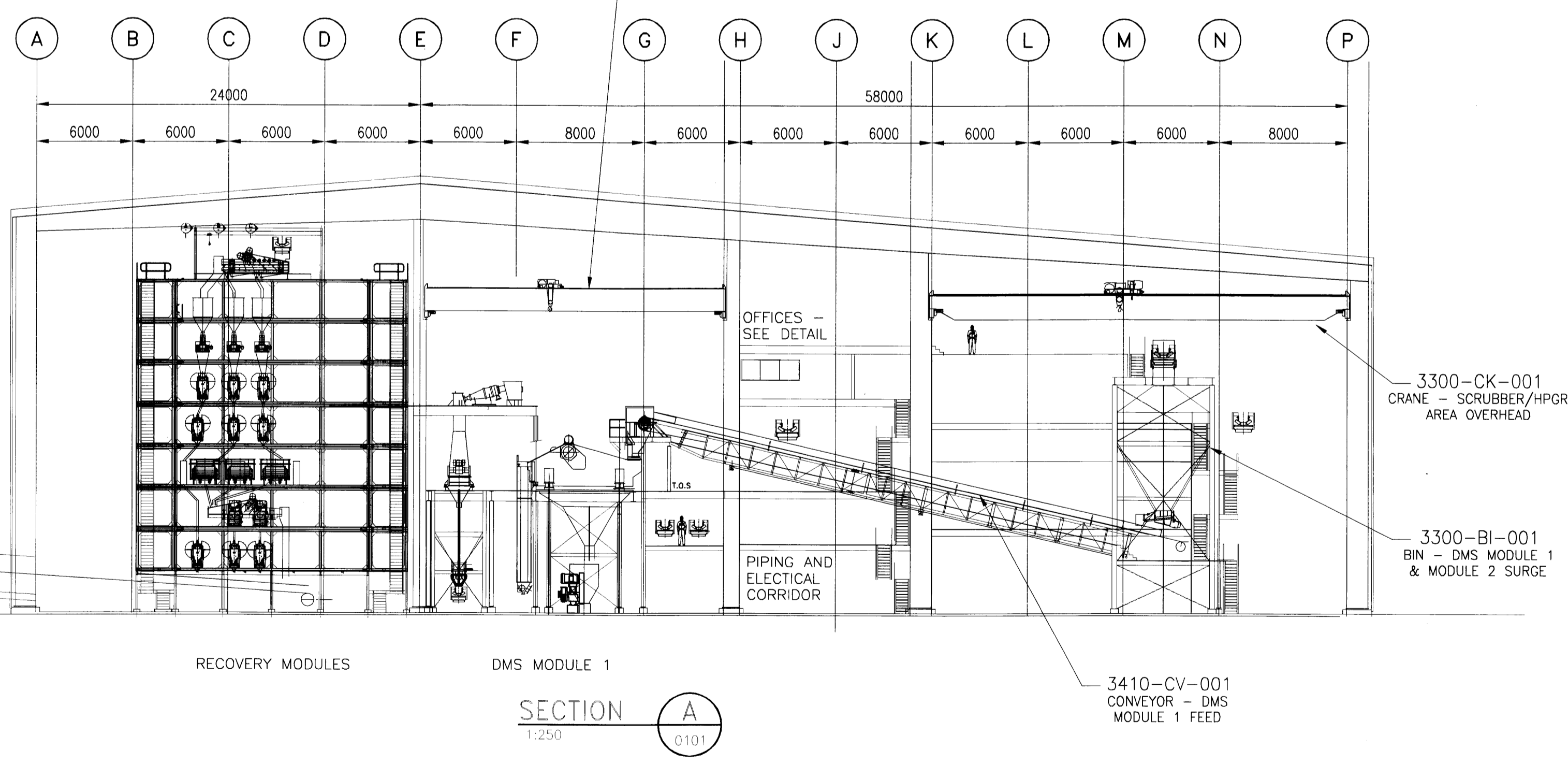


SECTION B
1:250
0101

3410-CK-001
CRANE - DMS AREA
OVERHEAD

3300-CK-001
CRANE - SCRUBBER/HPGR
AREA OVERHEAD

3300-BI-001
BIN - DMS MODULE 1
& MODULE 2 SURGE



SECTION A
1:250
0101

3500-CV-003
CONVEYOR - RECOVERY
REJECTS

3410-CV-001
CONVEYOR - DMS
MODULE 1 FEED

ISSUE REGISTER				ISSUE REGISTER				REVISION REGISTER				REVISION REGISTER				REVISION REGISTER				REFERENCE DRAWINGS NUMBER					
ISSUE No	REV	DATE (Y/M/D)	PURPOSE OF ISSUE	TRANSMISSION LETTER No	ISSUE No	REV	DATE (Y/M/D)	PURPOSE OF ISSUE	TRANSMISSION LETTER No	No	REVISION DESCRIPTION	DATE (Y/M/D)	**	No	REVISION DESCRIPTION	DATE (Y/M/D)	**	No	REVISION DESCRIPTION	DATE (Y/M/D)	**	No	REVISION DESCRIPTION	DATE (Y/M/D)	**
3	00	2011/06/03	ISSUED FOR FEASIBILITY STUDY																						
2	PB	2011/04/08	ISSUED FOR CLIENT REVIEW																						
1	PA	2011/03/17	ISSUED FOR INTERNAL REVIEW																						

PROFESSIONAL SEAL

SNC-LAVALIN
SNC-LAVALIN
450, Rue Lévesque Blvd. West
Montreal (Quebec) Canada H2Z 1Z3

amec

stornoway
CONCRETE INC.

CLIENT: RENARD PROJECT

PREPARATION: DESIGNED F. KLAPWIJK, DRAWN F. KLAPWIJK, CHECKED K. RIDLEY, DATE 2011/03/11, SCALE 1:250

APPROVAL: DISCIPLINE ENGINEER, ENGINEERING MANAGER, PROJECT MANAGER H. RYANS, CLIENT

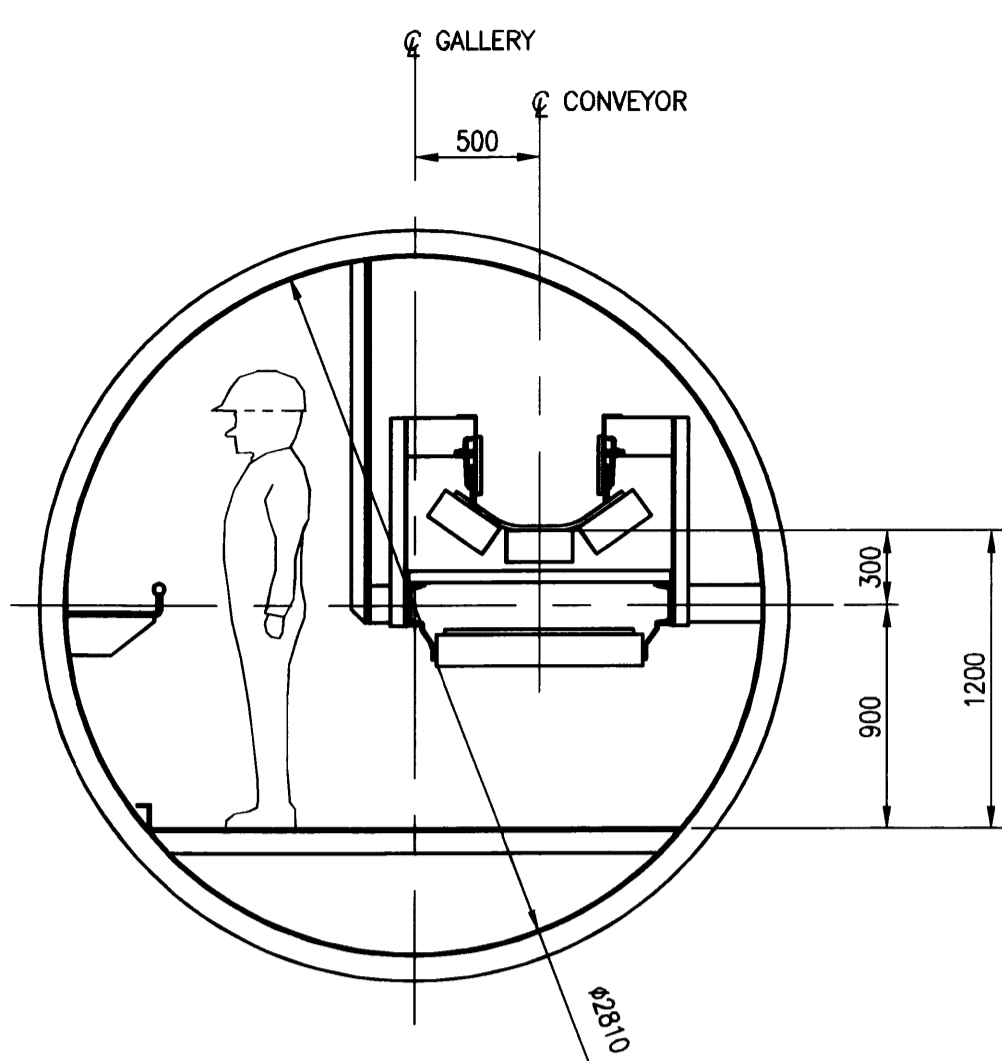
TITLE: BUILDING - SECTION A & B

PROJECT No	SUBDIVISION	SUBJECT	SERIAL	REV.
504421	3000	45 / D2	0201	00

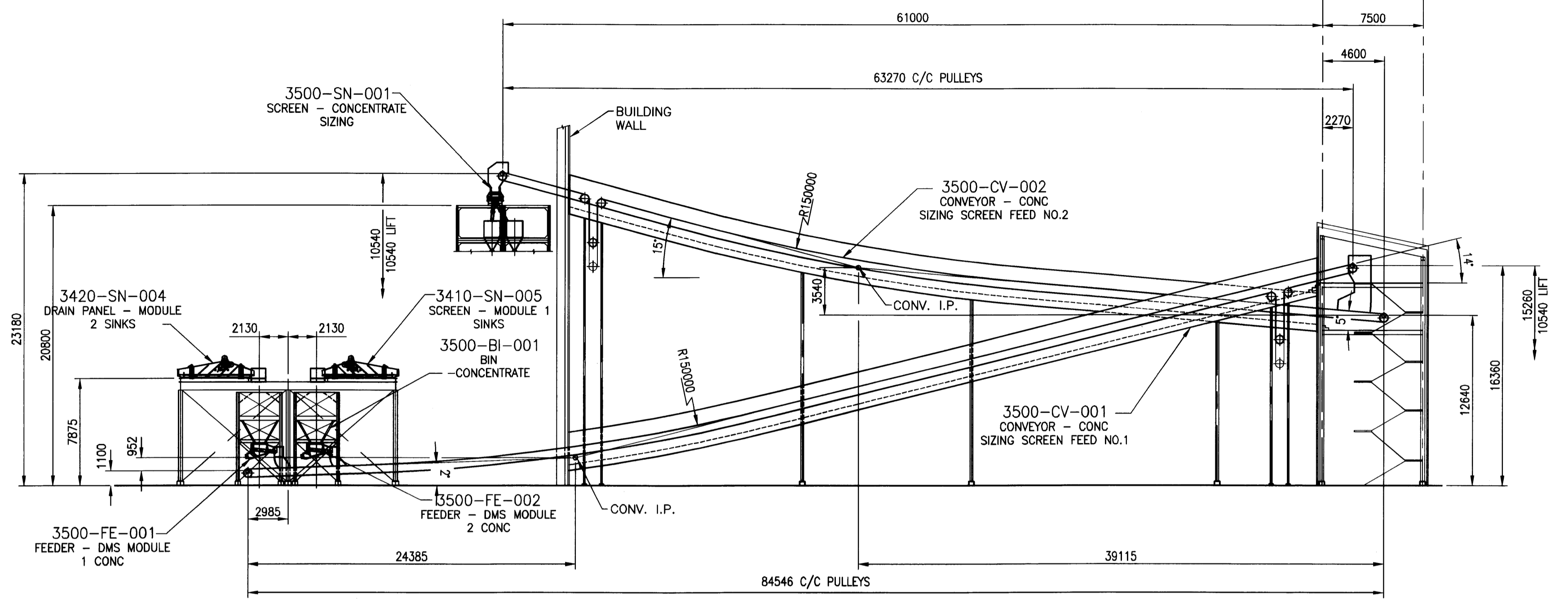
504421A1HEN - FRAME A1 HORIZONTAL ENGLISH

P:\C-D\MEC_Ford_Feb_11_Drawings\504421-3300-4502-201.dwg, 6, 3, 2011, 4:45:23 PM, JN-7D.pcs, KUPITS.RIDLEY, \AN-FSI, P00166660

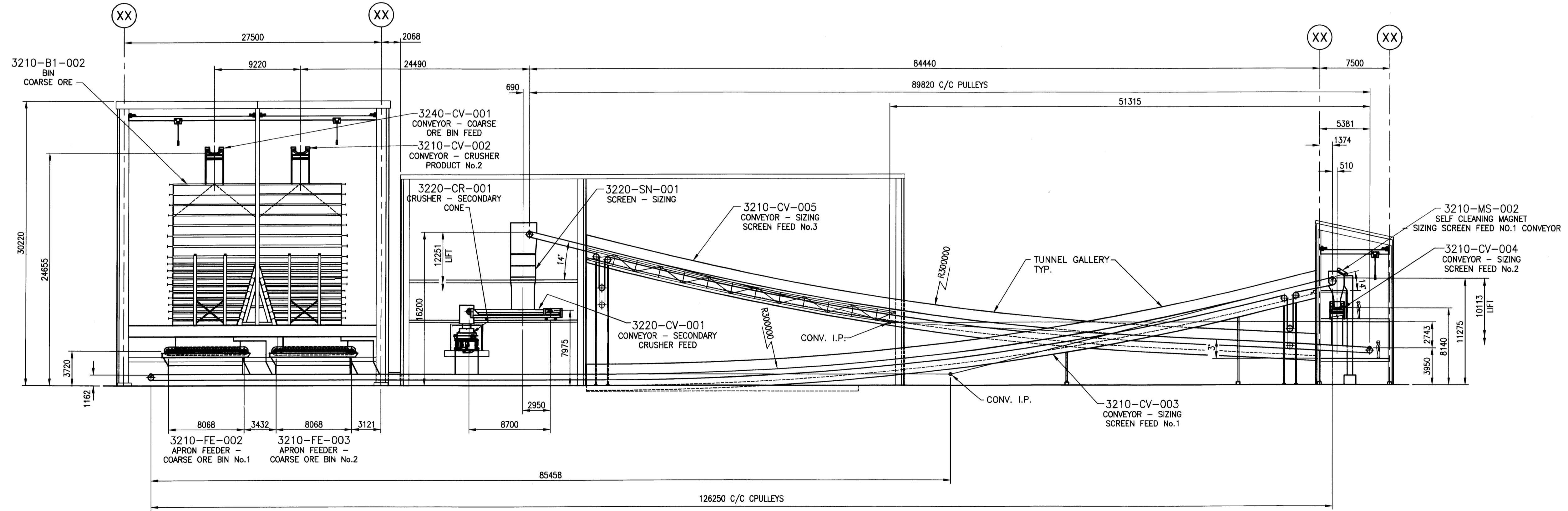
LAST SAVE: 2011/06/03 4:45pm
PATH: P:\C-D\MEC_Ford_Feb_11_Drawings\504421-3000-4502-0201.dwg



TYP. SECTION THROUGH GALLERY
1:30



SECTION X
1:250



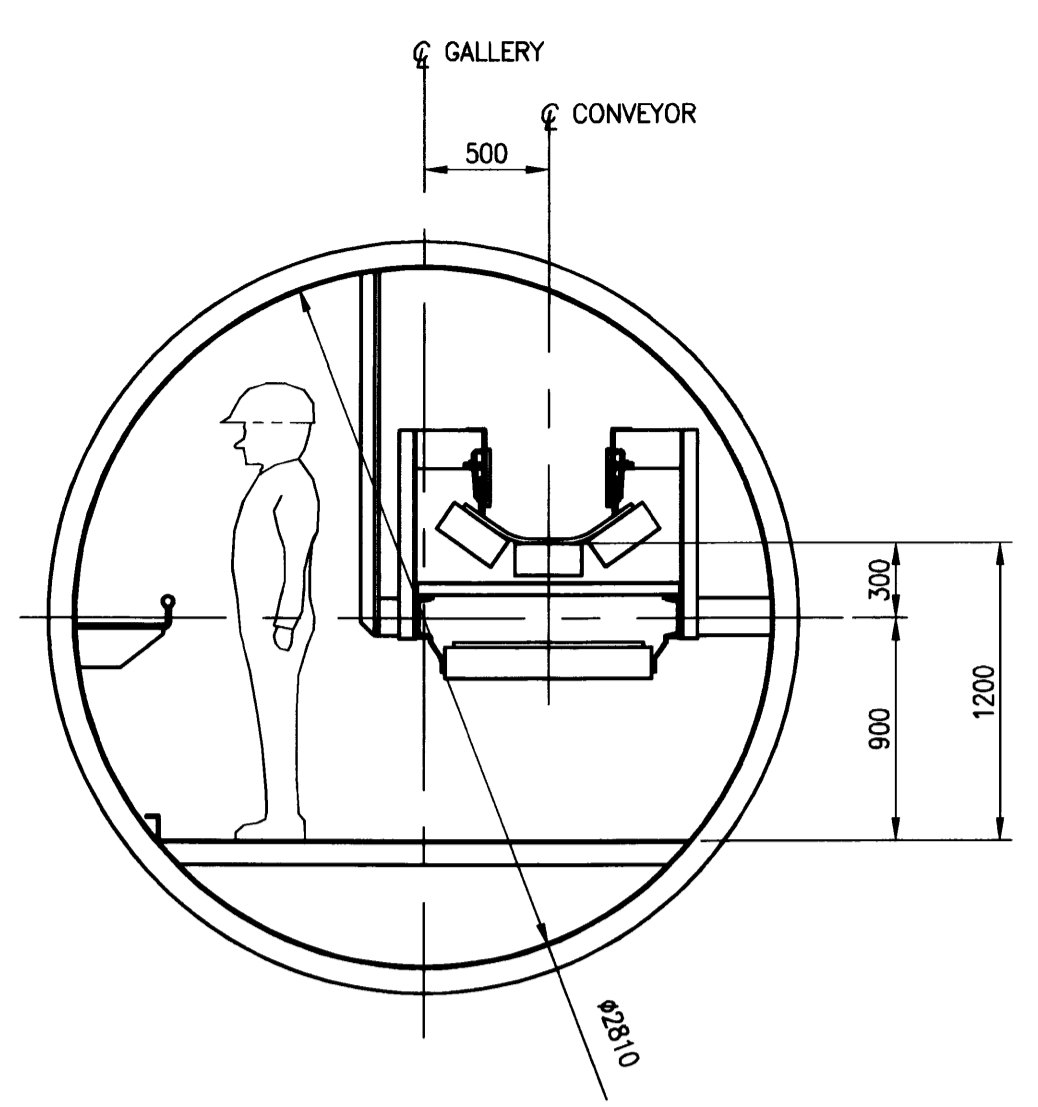
SECTION X
1:250

ISSUE No	REV.	DATE (Y/M/D)	PURPOSE OF ISSUE	TRANSMISSION LETTER No	ISSUE No	REV.	DATE (Y/M/D)	PURPOSE OF ISSUE	TRANSMISSION LETTER No	No	REVISION DESCRIPTION	DATE (Y/M/D)	No	REVISION DESCRIPTION	DATE (Y/M/D)	No	REFERENCE DRAWINGS NUMBER
4	01	2011/09/23	ISSUED FOR FEASIBILITY STUDY														
3	00	2011/06/03	ISSUED FOR FEASIBILITY STUDY														
2	PB	2011/03/30	ISSUED FOR CLIENT REVIEW														
1	PA	2011/03/17	ISSUED FOR INTERNAL REVIEW														

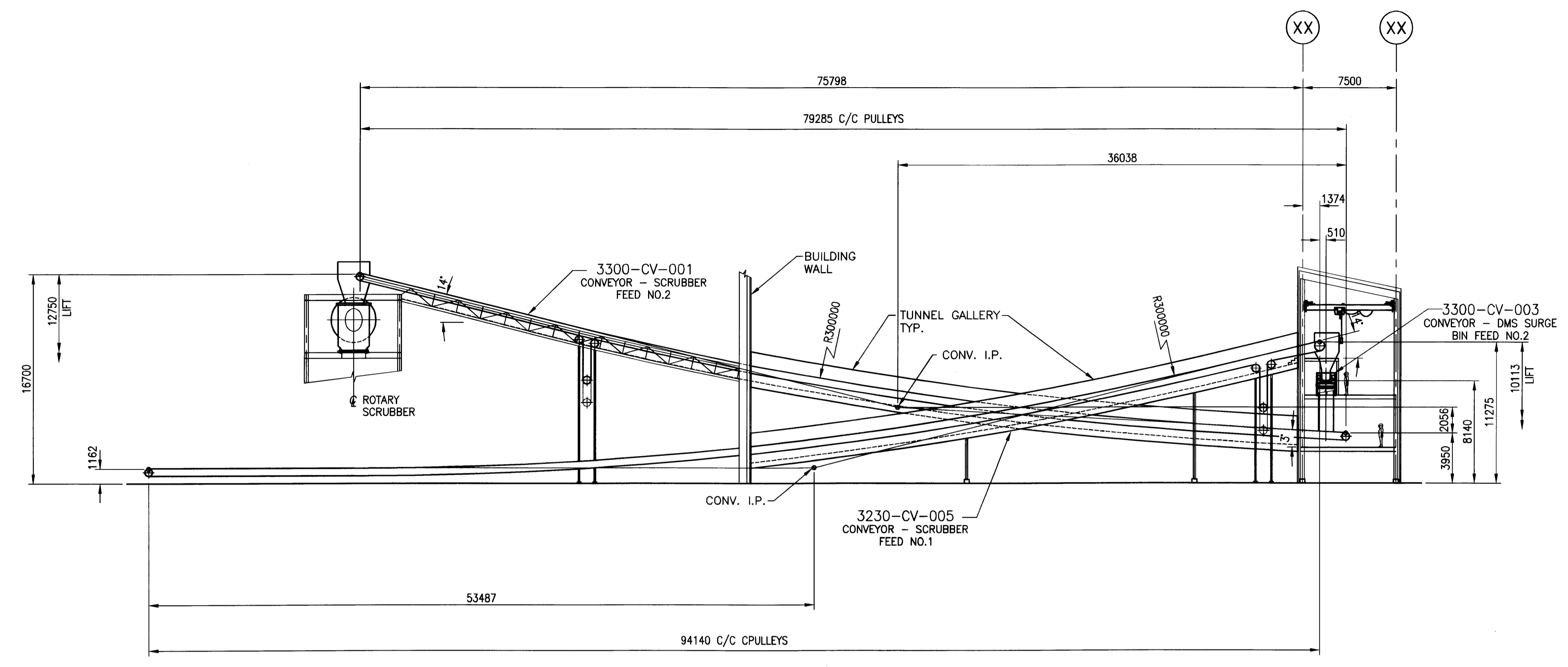
PROFESSIONAL SEAL	 SNC-LAVALIN 455, René-Lévesque Blvd. West Montréal (Québec) Canada H2Z 1Z3	 amec	CLIENT	 stornoway
DESIGNED	F. KLAPWIJK <i>FK</i>	DISCIPLINE ENGINEER	PROJECT	RENARD PROJECT
DRAWN	F. KLAPWIJK/S. MCKAY <i>FK</i>	ENGINEERING MANAGER	TITLE	CONVEYOR PROFILES SHEET 2
CHECKED	H. RYANS	PROJECT MANAGER		
DATE	2011/03/11	CLIENT		
SCALE	1:250			
			PROJECT No	504421
			SUBDIVISION	3000
			SUBJECT	451D2
			SERIAL	0202
			REV.	01

P:\CAD\MEC\Ferd_Fab_11 Drawings\504421-3300-4502-0202.dwg, 9/20/2011 12:06:37 PM, ist.botchplot, C:\TD_PDF.pc3, FERD_KLAPWIJK \\VAN-FS1\PO3166660

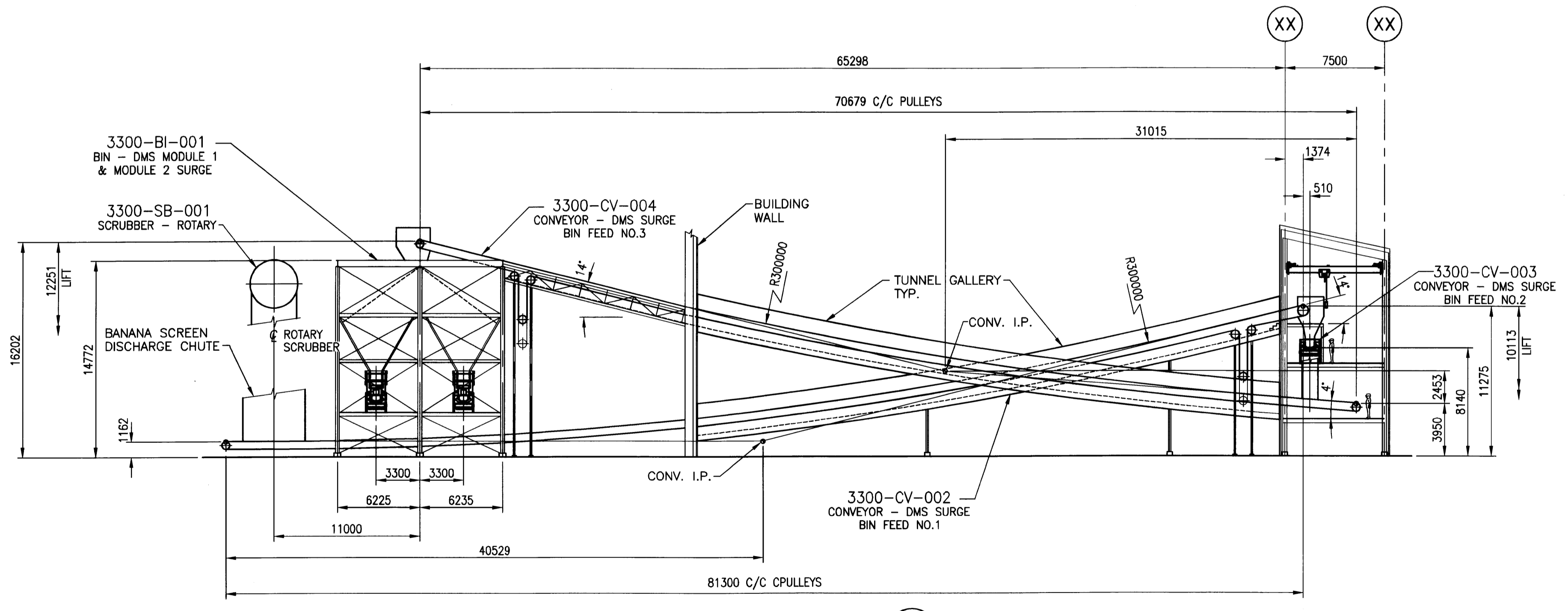
LAST SAVE: 2011/09/20 12:08:01 PM
PATH: P:\CAD\MEC\Ferd_Fab_11 Drawings\504421-3000-4502-0202.dwg



TYP. SECTION THROUGH GALLERY
1:30



SECTION X
1:250



SECTION X
1:250

ISSUE REGISTER		ISSUE REGISTER		REVISION REGISTER		REVISION REGISTER		REVISION REGISTER		REFERENCE DRAWINGS NUMBER	
ISSUE No	REV.	DATE (Y/M/D)	PURPOSE OF ISSUE	TRANSMISSION LETTER No	ISSUE No	REV.	DATE (Y/M/D)	PURPOSE OF ISSUE	TRANSMISSION LETTER No	No	REVISION DESCRIPTION
4	01	2011/09/23	ISSUED FOR FEASIBILITY STUDY								
3	00	2011/06/03	ISSUED FOR FEASIBILITY STUDY								
2	PB	2011/03/30	ISSUED FOR CLIENT REVIEW								
1	PA	2011/03/17	ISSUED FOR INTERNAL REVIEW								

PROFESSIONAL SEAL

SNC-LAVALIN
SNC-LAVALIN
455, René-Lévesque Blvd. West
Montréal (Québec) Canada H2Z 1Z3

amec

PREPARATION: DESIGNED F. KLAPWIJK, DRAWN F. KLAPWIJK/S. MCKAY, CHECKED H.R.YANS

APPROVAL: DISCIPLINE ENGINEER, ENGINEERING MANAGER, PROJECT MANAGER H.R.YANS, CLIENT

DATE: 2011/03/11
SCALE: 1:250

CLIENT: **stornoway**

PROJECT: **RENARD PROJECT**

TITLE: **CONVEYOR PROFILES SHEET 3**

PROJECT No	SUBDIVISION	SUBJECT	SERIAL	REV.
504421	3000	45 D2	0203	01

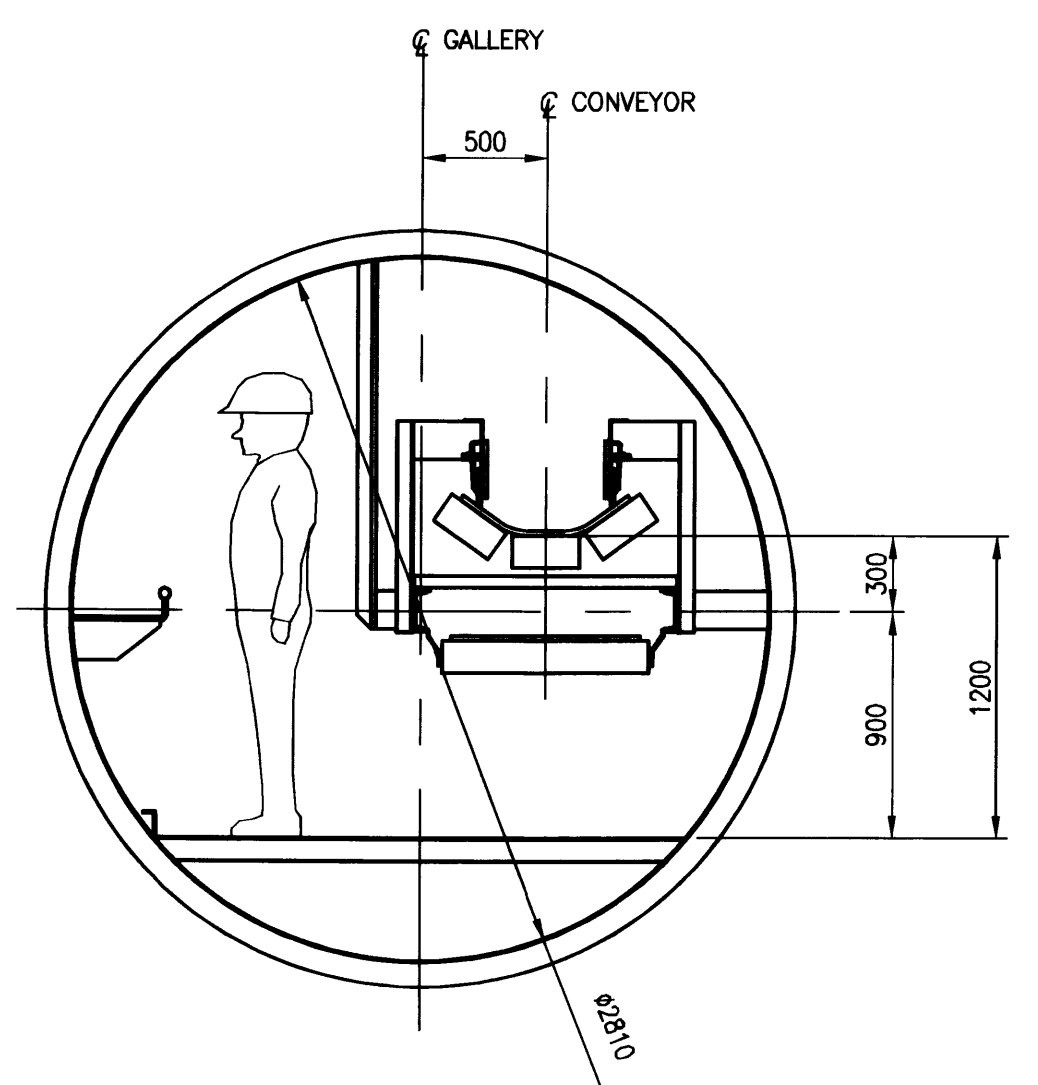
504421A1HEN - FRAME A1 HORIZONTAL ENGLISH

P:\CAD\MEC\Ferd_Fab_11 Drawings\504421-3000-45D2-0203.dwg, 9/20/2011 12:08:52 PM, ist.batchplot, CAD TO PDF.pc3, FERD.KLAPWIJK \\VAN-FS\PO316660

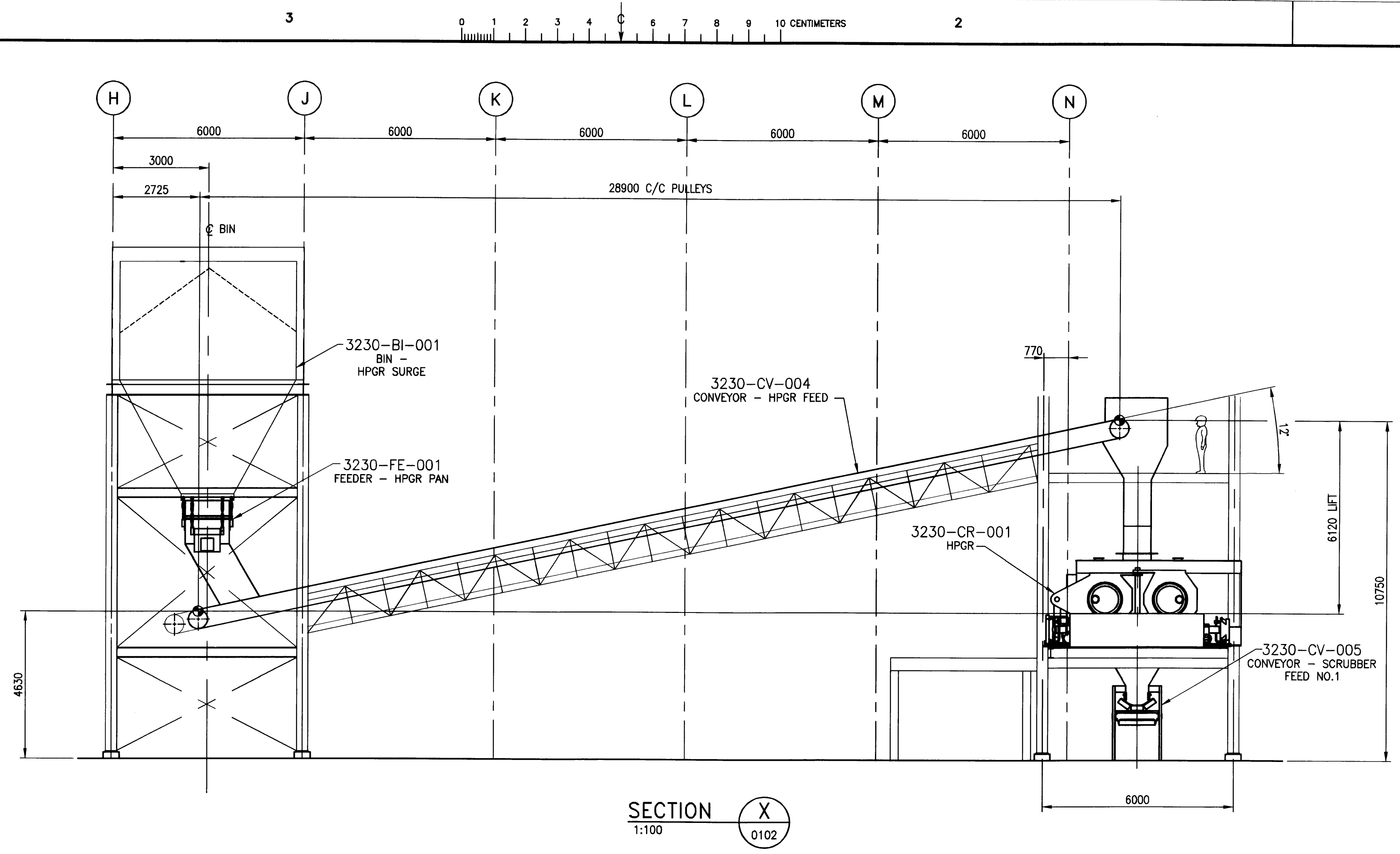
LAST SAVE: 2011/09/20 12:08:51 PM
PATH: P:\CAD\MEC\Ferd_Fab_11 Drawings\504421-3000-45D2-0203.dwg

P:\CAD\MEC\Ferd Feb_11 Drawings\504421-3000-4502-0204.dwg, 9/22/2011 8:56:26 AM, ts.batchplot, CAD, TO, PDF, pc3, FERD.K.LAPMUK \VAN-FS1\PO016660

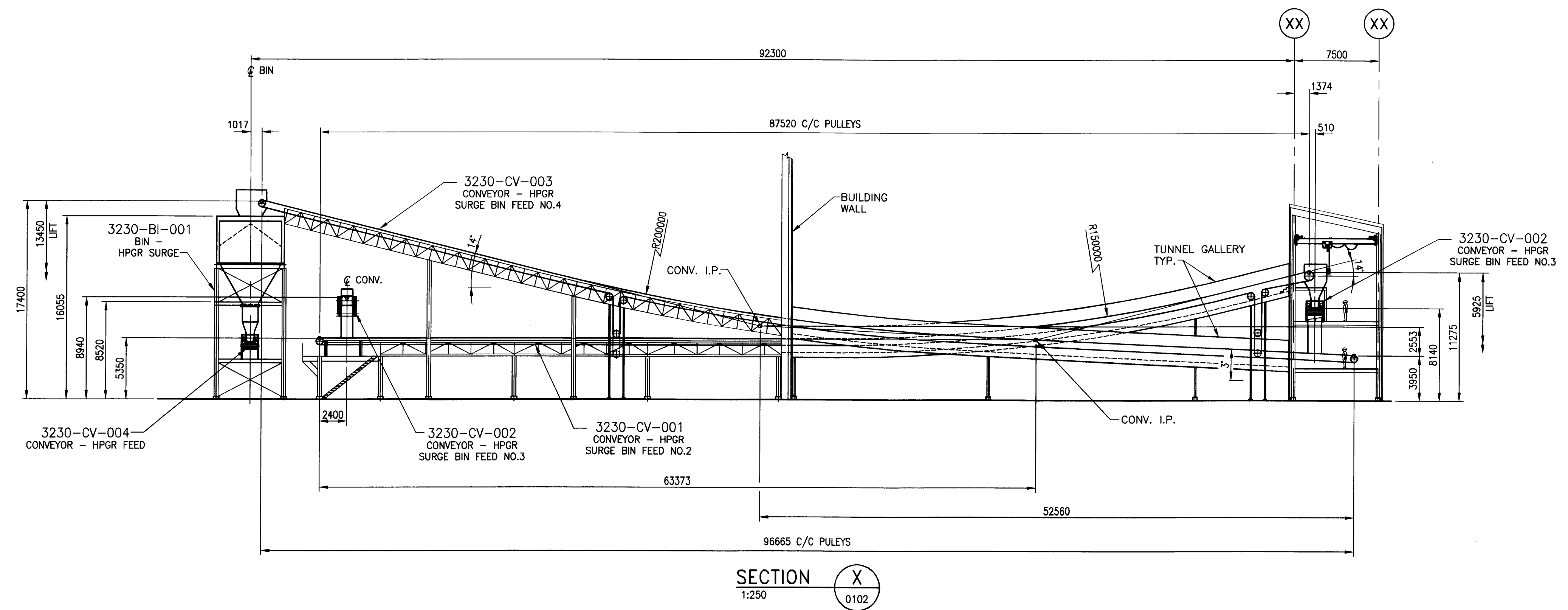
LAST SAVE: 2011/09/23 - 8:56am
 PATH: P:\CAD\MEC\Ferd Feb_11 Drawings\504421-3000-4502-0204.dwg



TYP. SECTION THROUGH GALLERY
1:30



SECTION X
1:100



SECTION X
1:250

ISSUE No	REV.	DATE (Y/M/D)	PURPOSE OF ISSUE	TRANSMISSION LETTER No	ISSUE No	REV.	DATE (Y/M/D)	PURPOSE OF ISSUE	TRANSMISSION LETTER No	REVISION DESCRIPTION	DATE (Y/M/D)	INITIALS: * DESIGNED ** APPROVED	REVISION DESCRIPTION	DATE (Y/M/D)	INITIALS: * DESIGNED ** APPROVED	REFERENCE DRAWINGS NUMBER
3	00	2011/09/23	ISSUED FOR FEASIBILITY STUDY													
2	PB	2011/03/30	CLIENT REVIEW INTERNAL REVIEW													
1	PA	2011/03/17	ISSUED FOR INTERNAL REVIEW													

PROFESSIONAL SEAL

SNC-LAVALIN
 455, René-Lévesque Blvd. West
 Montréal (Québec) Canada H2Z 1Z3

amec

PREPARATION: F. KLAPWIJK
 APPROVAL: DISCIPLINE ENGINEER
 DRAWN: F. KLAPWIJK/S. MCKAY
 ENGINEERING MANAGER
 CHECKED: H.RYANS
 PROJECT MANAGER
 CLIENT

DATE: 2011/03/11

SCALE: 1:250

CLIENT: **stornoway** (Canada) Inc.

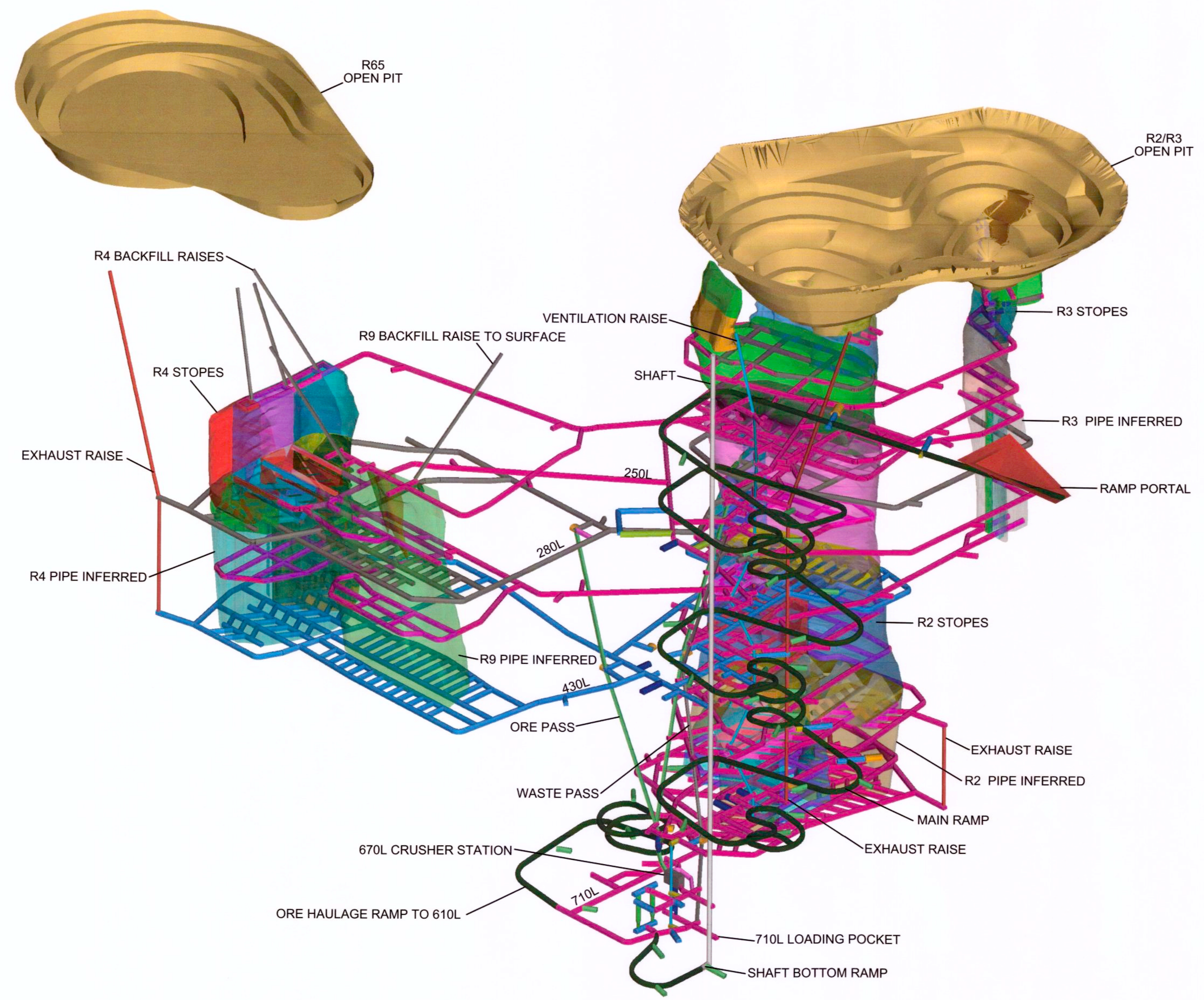
PROJECT: **RENARD PROJECT**

TITLE: **CONVEYOR PROFILE SHEET 4**

PROJECT No	SUBDIVISION	SUBJECT	SERIAL	REV.
504421	3000	45_D2	0204	00

504421A1HEN - FRAME A1 HORIZONTAL ENGLISH

DEPOSITS AND UNDERGROUND MINE



Note:
Underground
(elevations) are surface
elevations + 10,000m

ISSUE No	REV	DATE (Y/M/D)	PURPOSE OF ISSUE	TRANSMISSION LETTER No	ISSUE No	REV	DATE (Y/M/D)	PURPOSE OF ISSUE	TRANSMISSION LETTER No	No	REVISION DESCRIPTION	DATE (Y/M/D)	INITIALS	DESIGNED	APPROVED	No	REVISION DESCRIPTION	DATE (Y/M/D)	INITIALS	DESIGNED	APPROVED	
03	00	11/10/31	ISSUED FOR BUSINESS CASE																			
02	PB	11/10/24	ISSUED FOR CLIENT REVIEW																			
01	PA	11/10/18	ISSUED FOR REVIEW																			

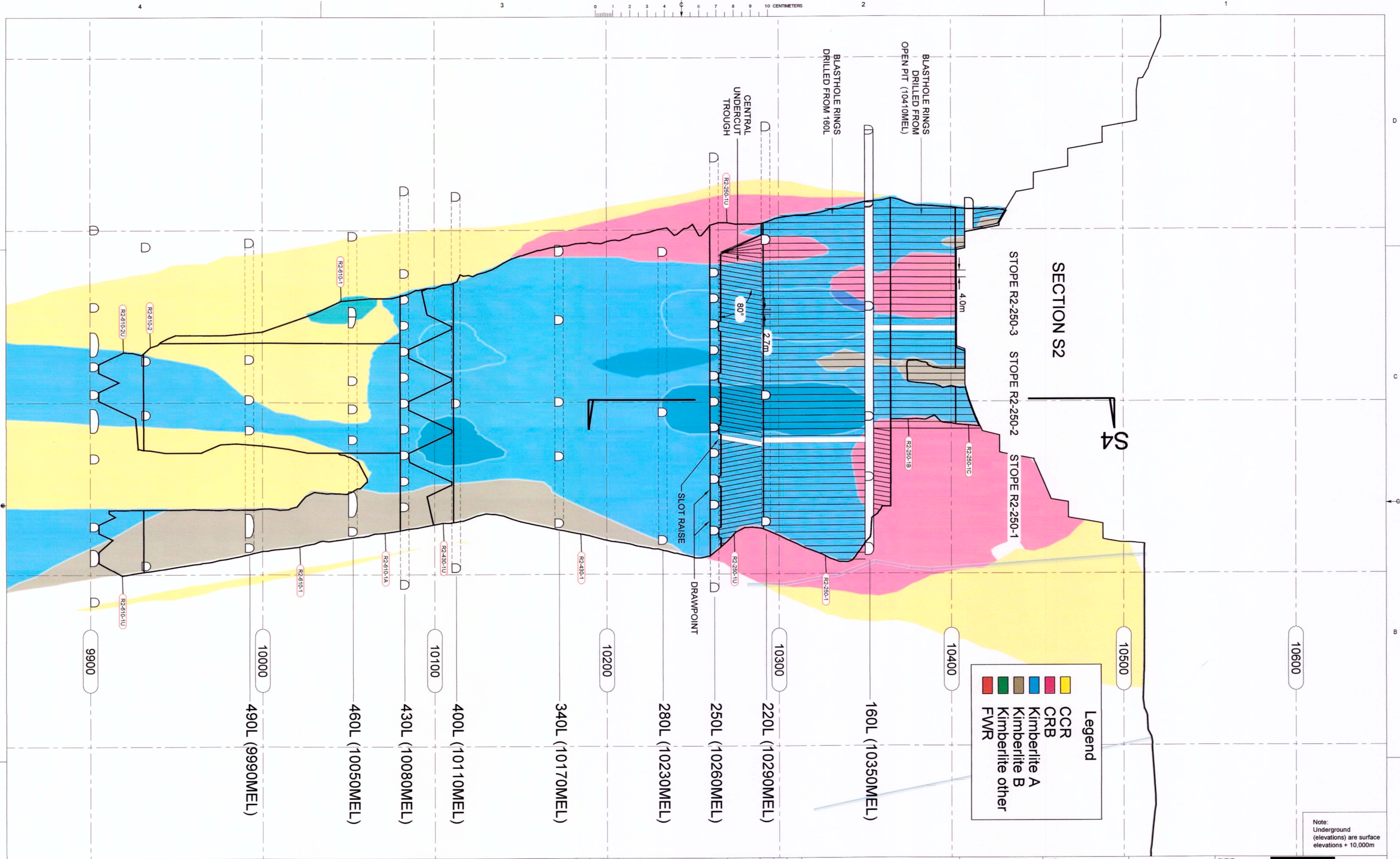
PROFESSIONAL SEAL

SNC-LAVALIN
SNC-LAVALIN
455, Place-Lévesque Blvd. West
Montreal (Québec) Canada H2Z 1Z3

amec
PREPARATION
DESIGNED
G. TAYLOR
DRAWN
CLT
CHECKED
B. BAGNELL
DATE
25 JUNE 2011
SCALE
n.l.s.

CLIENT
stornoway
PROJECT
RENARD PROJECT
TITLE
**BUSINESS CASE
3-D MINE VIEW
LOOKING NORTH EAST
(ALL ZONES)**

PROJECT No	SUBDIVISION	SUBJECT	SERIAL	REV
504421	1000	4M DD	0686	00



Note:
Underground
(elevations) are surface
elevations + 10,000m

ISSUE No.	REV.	DATE (Y/M/D)	PURPOSE OF ISSUE	TRANSMISSION LETTER No.	ISSUE No.	REV.	DATE (Y/M/D)	PURPOSE OF ISSUE	TRANSMISSION LETTER No.	REVISION No.	REVISION DESCRIPTION	DATE (Y/M/D)	INITIALS	REVISION No.	REVISION DESCRIPTION	DATE (Y/M/D)	INITIALS
03	00	11/09/08	ISSUED FOR FEASIBILITY STUDY														
02	PB	11/06/13	ISSUED FOR CLIENT REVIEW														
01	PA	11/05/18	ISSUED FOR REVIEW														

PROFESSIONAL SEAL



CLIENT



PREPARATION
DESIGNED: G. TAYLOR
DRAWN: CLT
CHECKED: B. BAGNELL
DATE: 20 JANUARY 2011

APPROVAL
DISCIPLINE ENGINEER
ENGINEERING MANAGER
PROJECT MANAGER
CLIENT

PROJECT RENARD PROJECT

TITLE FEASIBILITY STUDY
Cross Section S2
Typical Blasthole
Drill Pattern

SCALE 1 : 1000
25m 0 25m

PROJECT No.	SUBDIVISION	SUBJECT	SERIAL	REV.
504421	1000	4M DD	0052	00

0 1 2 3 4 5 6 7 8 9 10 CENTIMETERS

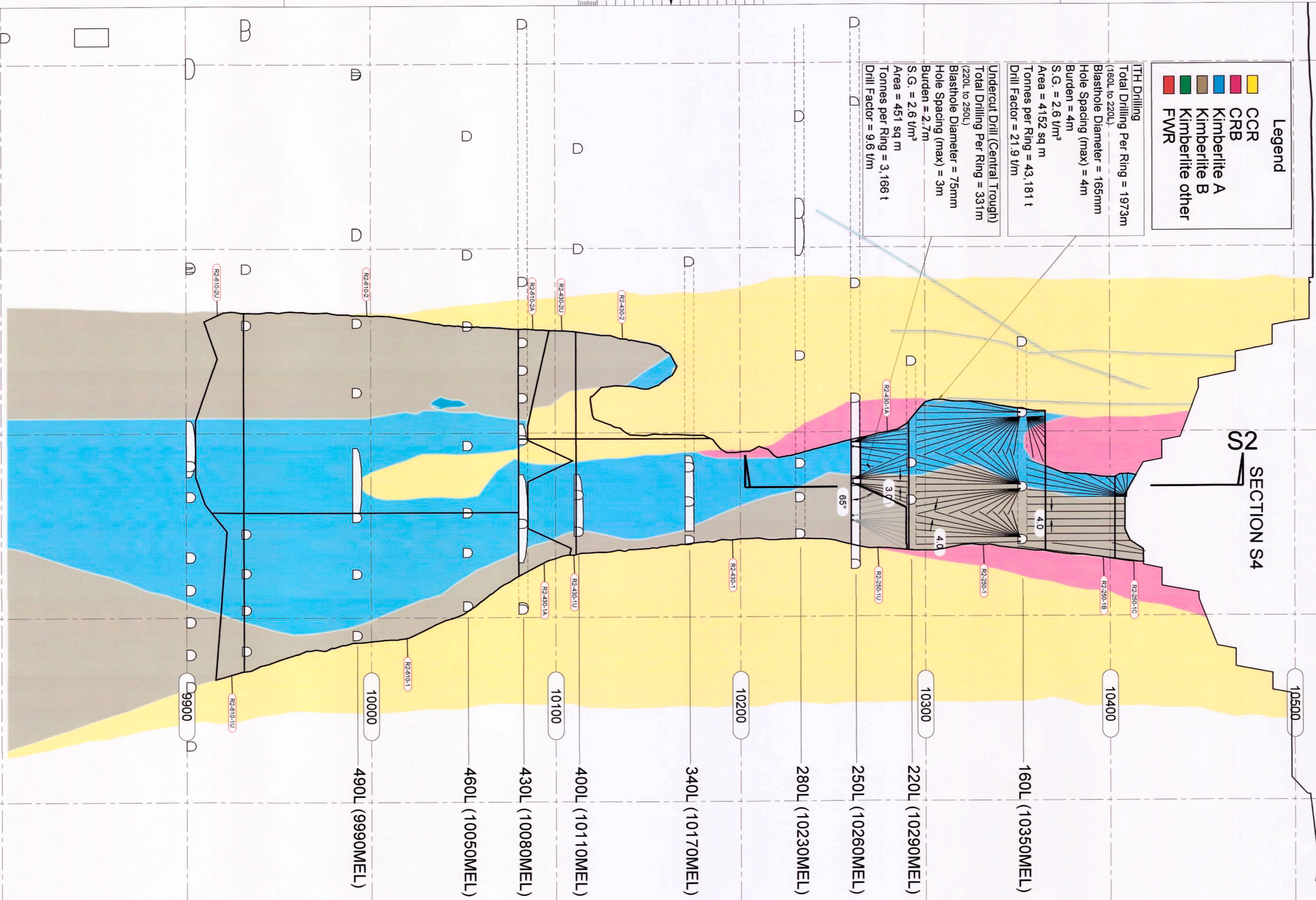
Legend

- CCR
- CRB
- Kimberlite A
- Kimberlite B
- Kimberlite other
- FWR

ITH Drilling
 Total Drilling Per Ring = 1973m
 (160L to 220L)
 Blasthole Diameter = 165mm
 Hole Spacing (max) = 4m
 Burden = 4m
 S.G. = 2.6 t/m³
 Area = 4152 sq m
 Tonnes per Ring = 43,181 t
 Drill Factor = 21.9 t/m

Undercut Drill (Central Trough)
 Total Drilling Per Ring = 331m
 (220L to 250L)
 Blasthole Diameter = 75mm
 Hole Spacing (max) = 3m
 Burden = 2.7m
 S.G. = 2.6 t/m³
 Area = 451 sq m
 Tonnes per Ring = 3,166 t
 Drill Factor = 9.6 t/m

S2 SECTION S4



Note: Underground (elevations) are surface elevations + 10,000m

ISSUE No	REV	DATE (Y/M/D)	PURPOSE OF ISSUE	TRANSMISSION LETTER No	ISSUE No	REV	DATE (Y/M/D)	PURPOSE OF ISSUE	TRANSMISSION LETTER No	REVISION DESCRIPTION	DATE (Y/M/D)	INITIALS	DESIGNED	APPROVED
03	00	11/09/08	ISSUED FOR FEASIBILITY STUDY											
02	PB	11/06/13	ISSUED FOR CLIENT REVIEW											
01	PA	11/05/18	ISSUED FOR REVIEW											

PROFESSIONAL SEAL

SNC-LAVALIN
 SNC-LAVALIN
 455, Place-Lévesque Blvd. West
 Montréal (Québec) Canada H2Z 1Z3

PREPARATION
 DESIGNED: G. TAYLOR
 DRAWN: CLT
 CHECKED: B. BAGNELL
 DATE: 20 JANUARY 2011

amec

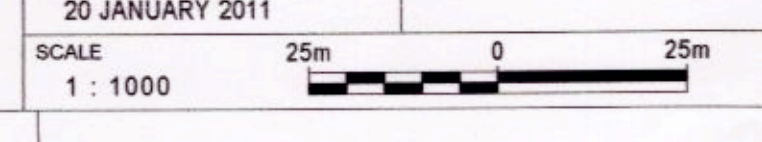
APPROVAL
 DISCIPLINE ENGINEER
 ENGINEERING MANAGER
 PROJECT MANAGER
 CLIENT

CLIENT
stornoway
 les diamants

PROJECT
RENARD PROJECT

TITLE
 FEASIBILITY STUDY
 Cross Section S4
 Typical Blasthole
 Drill Pattern

PROJECT No	SUBDIVISION	SUBJECT	SERIAL	REV
504421	1000	4M DD	0054	00



DIMENSIONS:

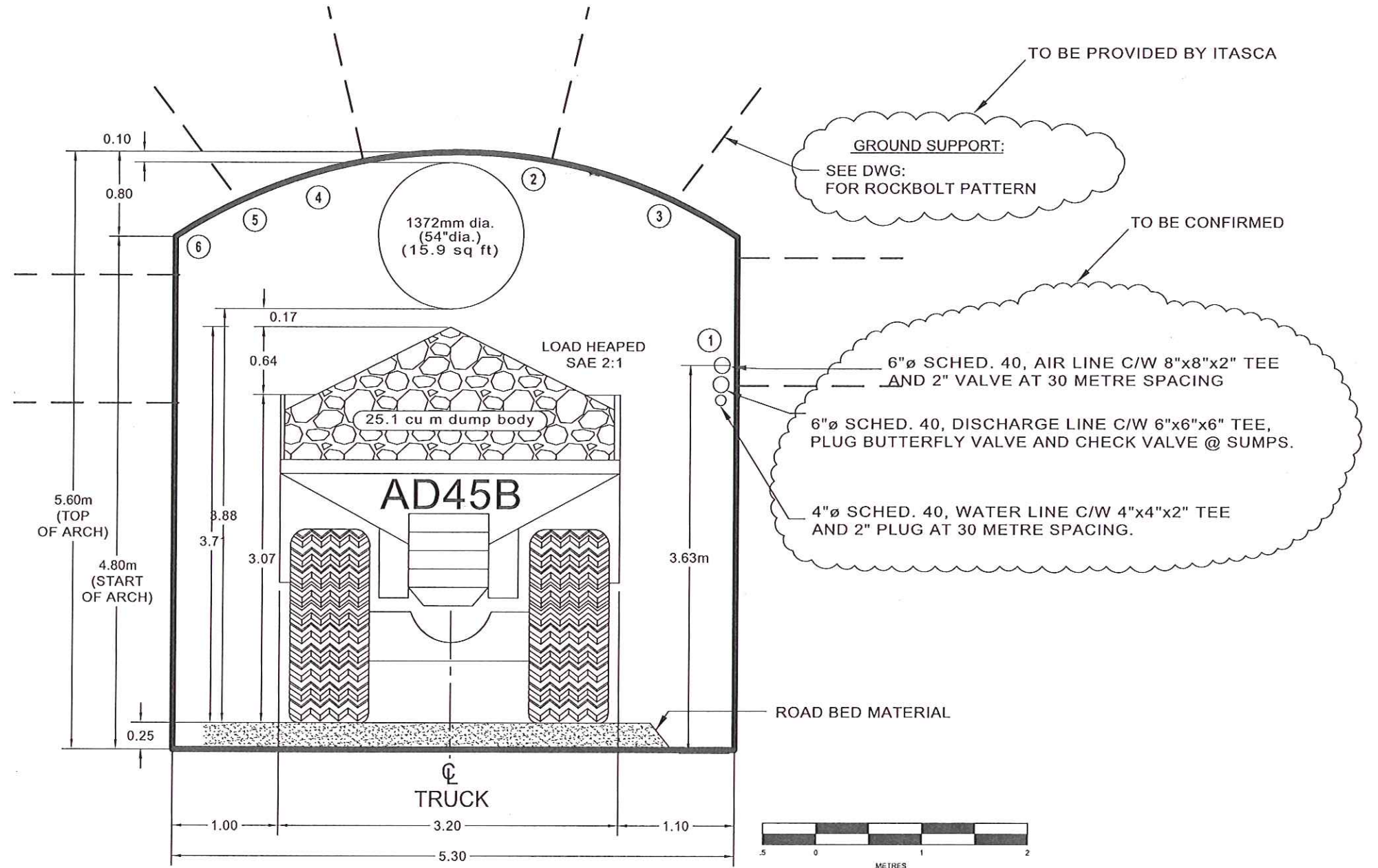
	WIDTH	TOP OF ARCH	START OF ARCH	ROAD BED	CROSS-SECTION AREA
NORMAL	5.3m	5.6m	4.8m	0.25m	28.3 sq m

SERVICE HOLES ARE FOR THE FOLLOWING:

1. AIR LINE (6"Ø), DISCHARGE LINE (6"Ø) & WATER LINE (4"Ø)
2. VENT. TUBING J-HOOKS AND/OR EYE-BOLTS (DEVELOPMENT STAGE)
3. JUMBO CABLE
4. LEAKY FEEDER
5. POWER LINE
6. BLASTING LINE

NOTES:

1. RINGS OF SERVICE HOLES ARE DRILLED EVERY ROUND FOR CURVES/INTERSECTIONS AND EVERY 2nd ROUND FOR STRAIGHTS.
2. SERVICE HOLES DRILLED 2 FEET DEEP, 1 1/4"Ø AND SPACED 1 TO 2 FEET APART. HOLES 5 & 6 CAN BE SPACED CLOSER.
3. J-HOOKS AND/OR EYE-BOLTS ARE INSTALLED FOR CURRENT USAGE.
4. AT INTERSECTIONS PIPE TO HAVE MINIMUM CLEARANCE 4.5m ABOVE SILL.
5. ALL PIPES TO BE SUPPORTED BY TWO 3/8" WELDED COIL CHAINS FOR EVERY LENGTH



CROSS SECTION OF RAMP LOOKING DOWN

ISSUE No	REV.	DATE (Y/M/D)	PURPOSE OF ISSUE	No	REVISION DESCRIPTION	DATE (Y/M/D)	*	**
03	00	11/09/08	ISSUED FOR FEASIBILITY STUDY					
02	PB	11/04/03	ISSUED FOR CLIENT REVIEW					
01	PA	11/03/25	ISSUED FOR REVIEW					
ISSUE REGISTER				REVISION REGISTER * DESIGNED ** APPROVED				

PROFESSIONAL SEAL	 SNC-LAVALIN 455, René-Lévesque Blvd. West Montréal (Québec) Canada H2Z 1Z3		DESIGNED G. TAYLOR DRAWN CLT CHECKED W. BAGNELL APPROVED DATE 25 MAR 11 SCALE N.T.S.	PROJECT RENARD PROJECT TITLE FEASIBILITY STUDY TYPICAL MAIN RAMP CROSS SECTION
 les diamants stornoway (canada) inc.	PROJECT No 504421 SUBDIVISION 1000 SUBJECT 4M,DD SERIAL 0070 REV. 00			

SERVICE HOLES ARE FOR THE FOLLOWING:

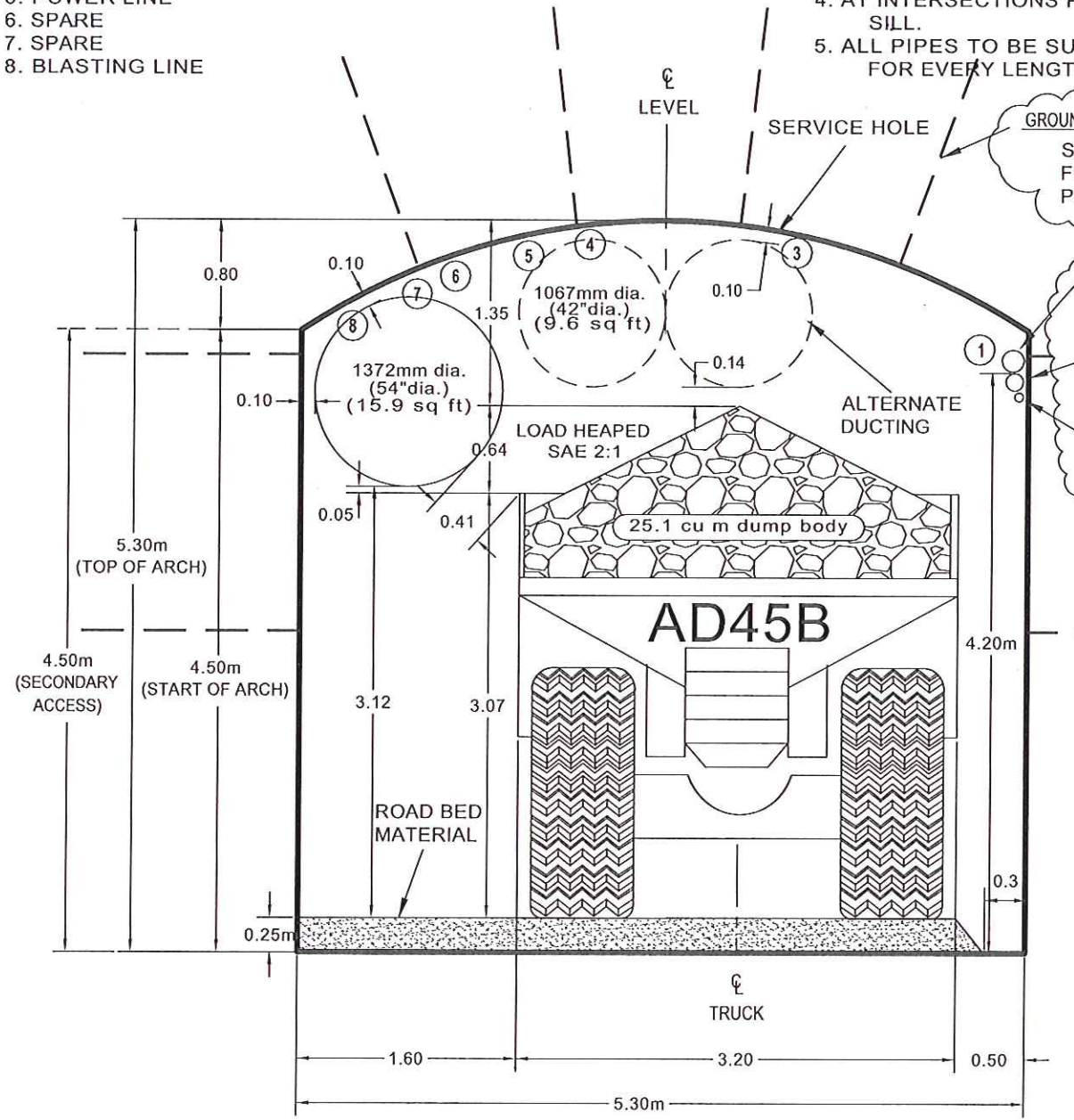
1. AIR LINE (6"Ø), DISCHARGE LINE (2"Ø) & WATER LINE (4"Ø)
2. VENT. TUBING J-HOOKS AND/OR EYE-BOLTS (DEVELOPMENT STAGE)
3. JUMBO CABLE
4. LEAKY FEEDER
5. POWER LINE
6. SPARE
7. SPARE
8. BLASTING LINE

NOTES:

1. RINGS OF SERVICE HOLES ARE DRILLED EVERY ROUND
2. SERVICE HOLES DRILLED 2 FEET DEEP, 1 1/4"Ø AND SPACED 1 TO 2 FEET APART. HOLES #5,6,7 & 8 CAN BE SPACED CLOSER.
3. J-HOOKS AND/OR EYE-BOLTS ARE INSTALLED FOR CURRENT USAGE.
4. AT INTERSECTIONS PIPE TO HAVE MINIMUM CLEARANCE 4.5m ABOVE SILL.
5. ALL PIPES TO BE SUPPORTED BY TWO 3/8" WELDED COIL CHAINS FOR EVERY LENGTH

DIMENSIONS:

	WIDTH	TOP OF ARCH	START OF ARCH	ROAD BED	CROSS-SECTION AREA
NORMAL	5.3m	5.3m	4.5m	0.25m	26.7 sq m



**CROSS SECTION OF TYPICAL DRILL ACCESS LEVEL
DEVELOPMENT PHASE WITH TRUCK**

GROUND SUPPORT:
SEE DWG:
FOR ROCKBOLT
PATTERN

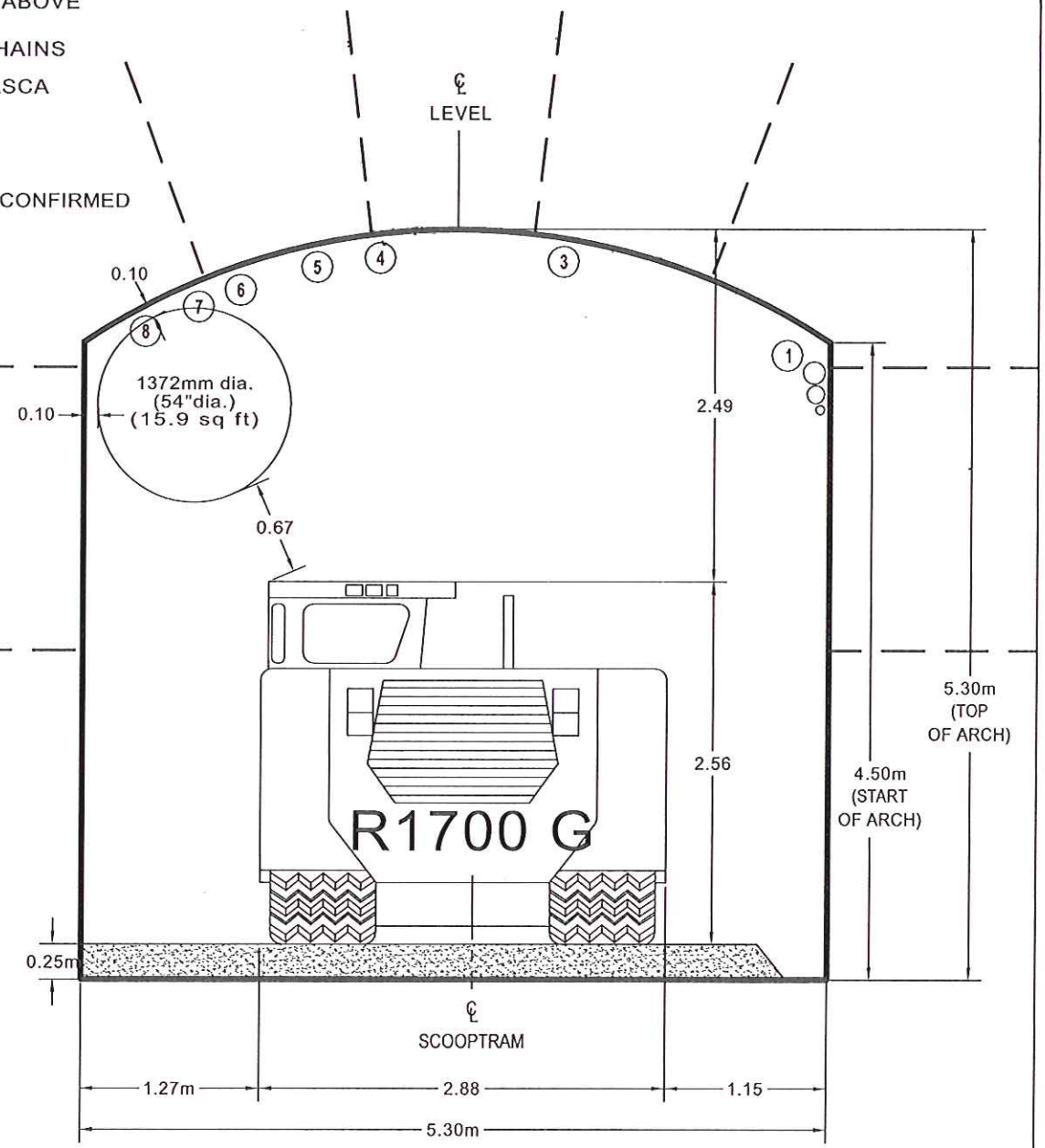
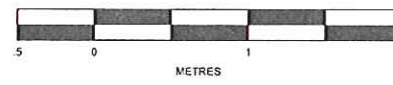
TO BE PROVIDED BY ITASCA

TO BE CONFIRMED

6"Ø SCHED. 40, AIR LINE C/W
6" TEE AND 6" VALVE
AT 30 METRE SPACING

4"Ø SCHED. 40, WATER LINE
C/W 4" TEE AND 4"
PLUG AT 30 METRE SPACING.

2"Ø SCHED. 40, DISCHARGE LINE
C/W CHECK VALVE, DISCHARGE
INTO SUMP.



**CROSS SECTION OF TYPICAL DRILL ACCESS LEVEL
PRODUCTION PHASE**

ISSUE No	REV.	DATE (Y/M/D)	PURPOSE OF ISSUE	No	REVISION DESCRIPTION	DATE (Y/M/D)	*	**
03	00	11/09/08	ISSUED FOR FEASIBILITY STUDY					
02	PB	11/04/03	ISSUED FOR CLIENT REVIEW					
01	PA	11/03/25	ISSUED FOR REVIEW					

No	REVISION DESCRIPTION	DATE (Y/M/D)	*	**

ISSUE REGISTER

REVISION REGISTER * DESIGNED ** APPROVED

PROFESSIONAL SEAL



SNC-LAVALIN
455, René-Lévesque Blvd. West
Montréal (Québec) Canada H2Z 1Z3



CLIENT



DESIGNED G.TAYLOR

DRAWN CLT

CHECKED W.BAGNELL

APPROVED

DATE 25 MAR 11

SCALE N.T.S.

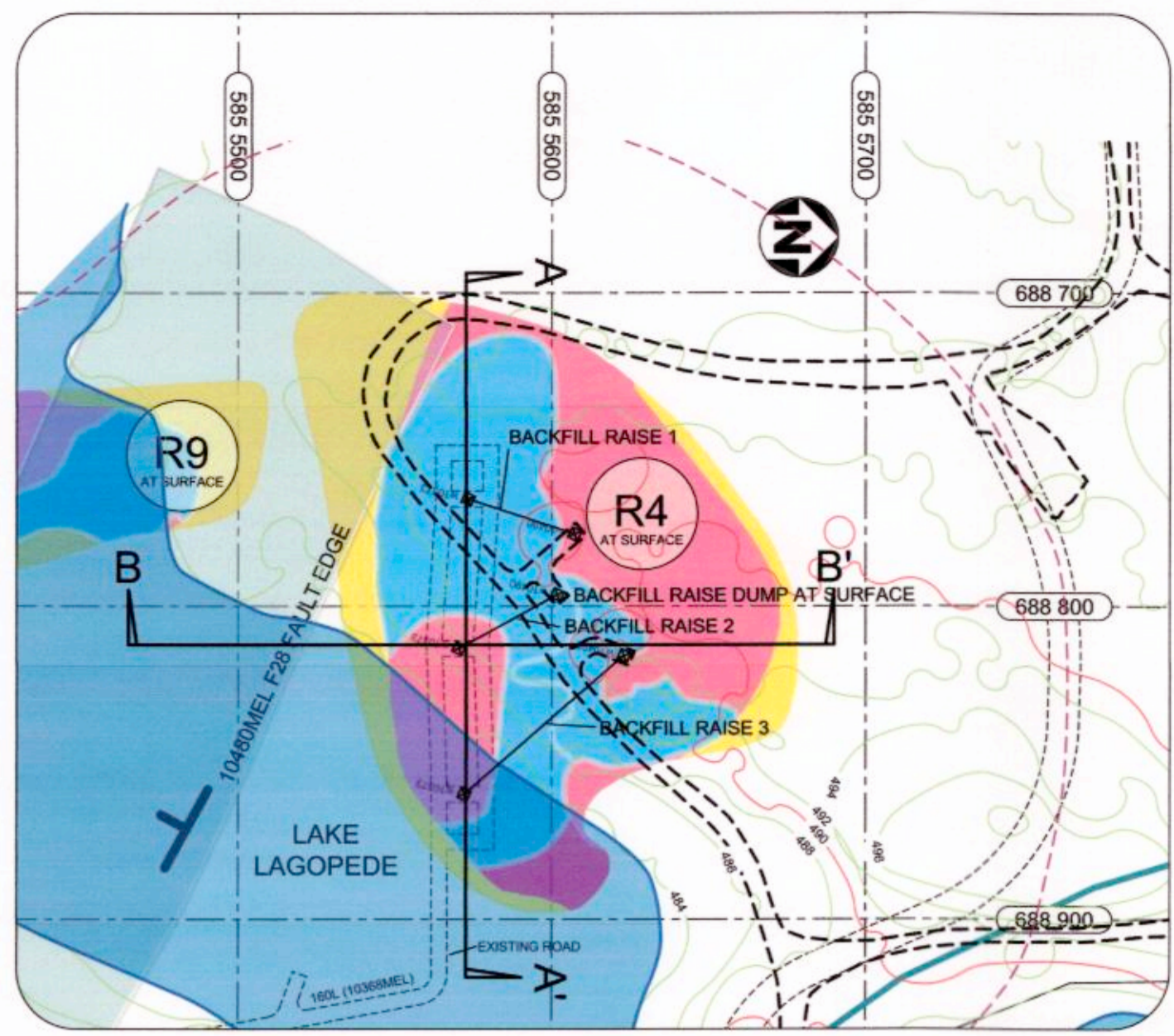
PROJECT

RENARD PROJECT

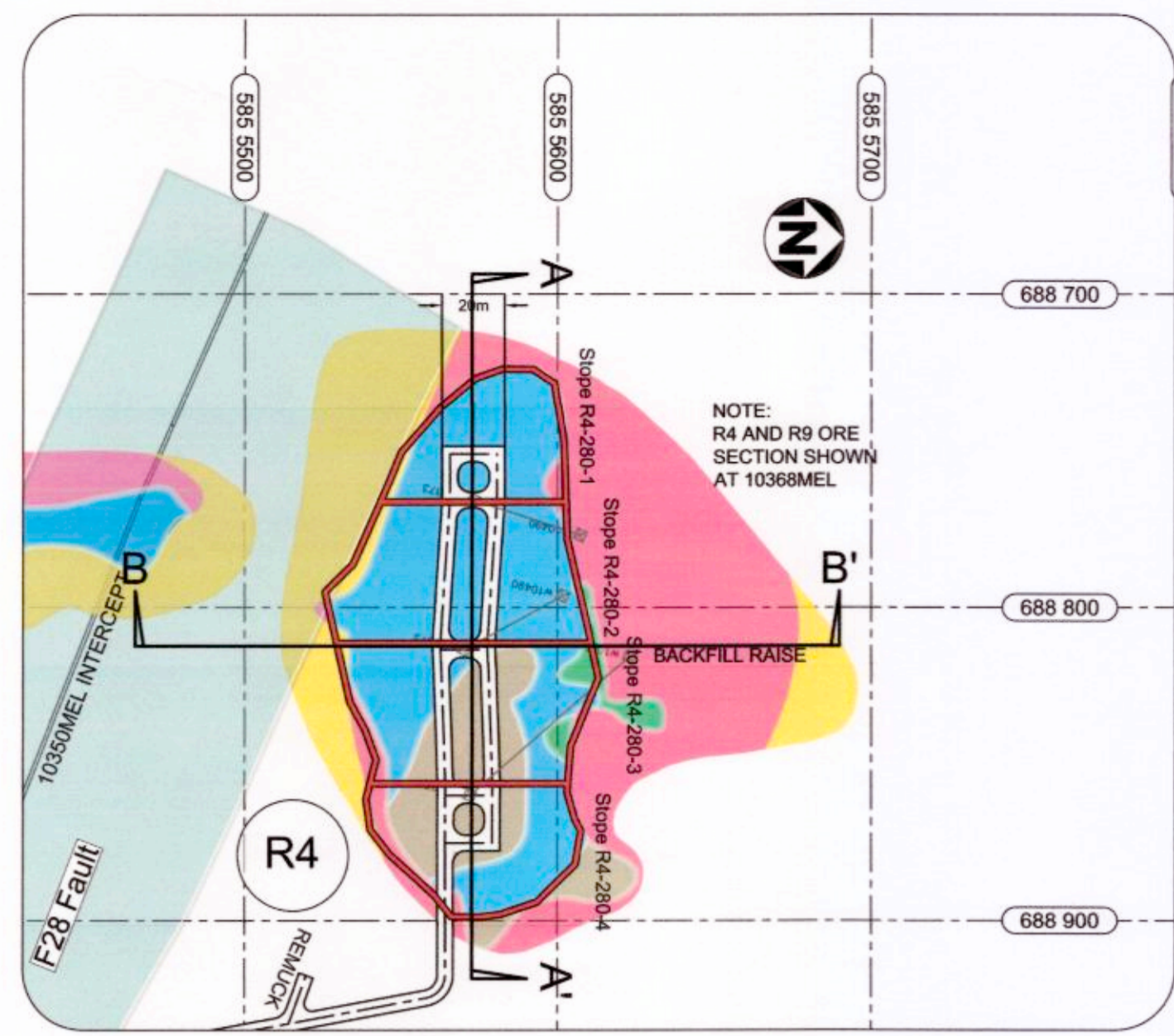
TITLE

FEASIBILITY STUDY
TYPICAL DRILL LEVEL
LEVEL ACCESS
CROSS SECTION

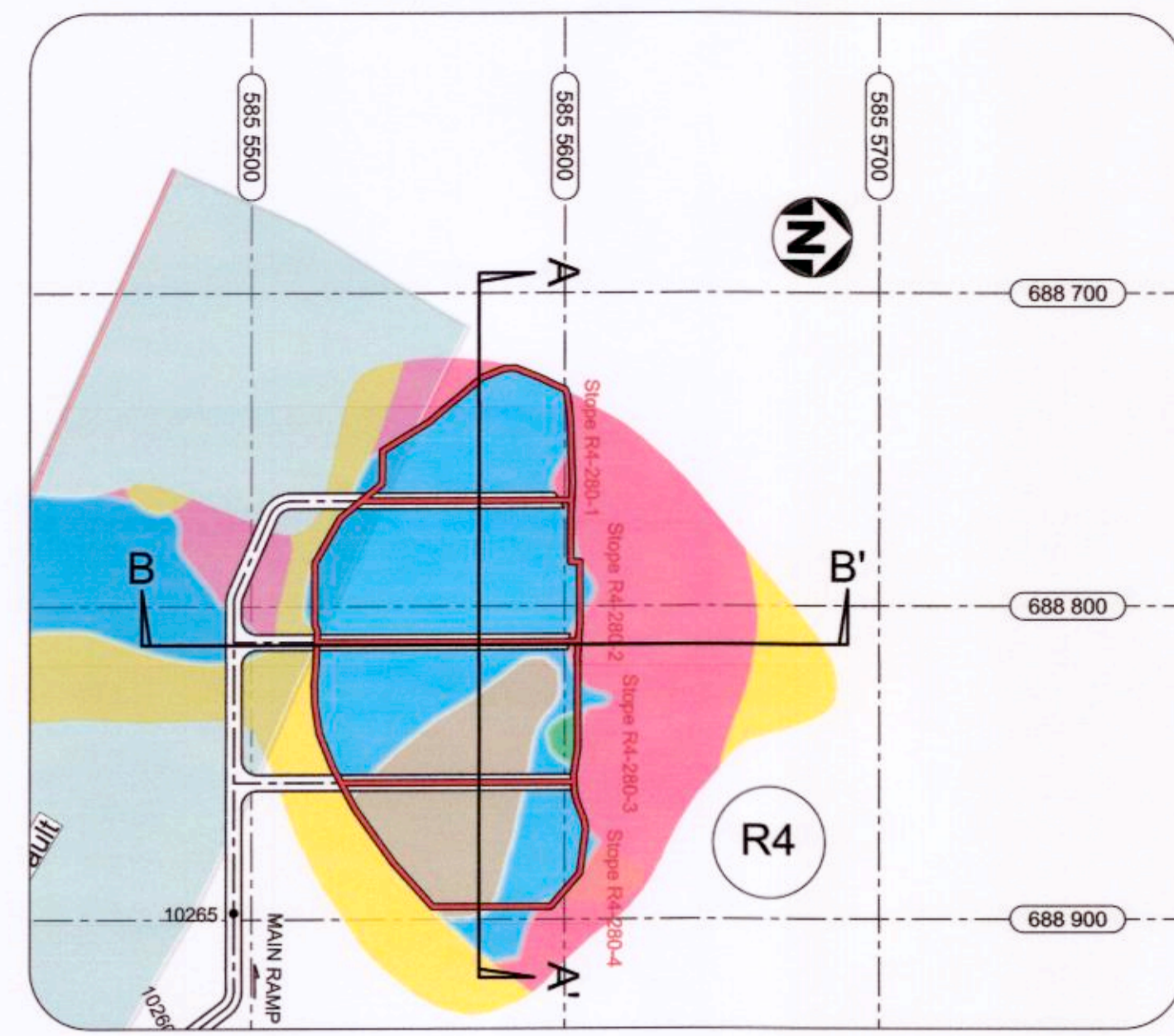
PROJECT No	SUBDIVISION	SUBJECT	SERIAL	REV.
504421	1000	4M/DD	0072	00



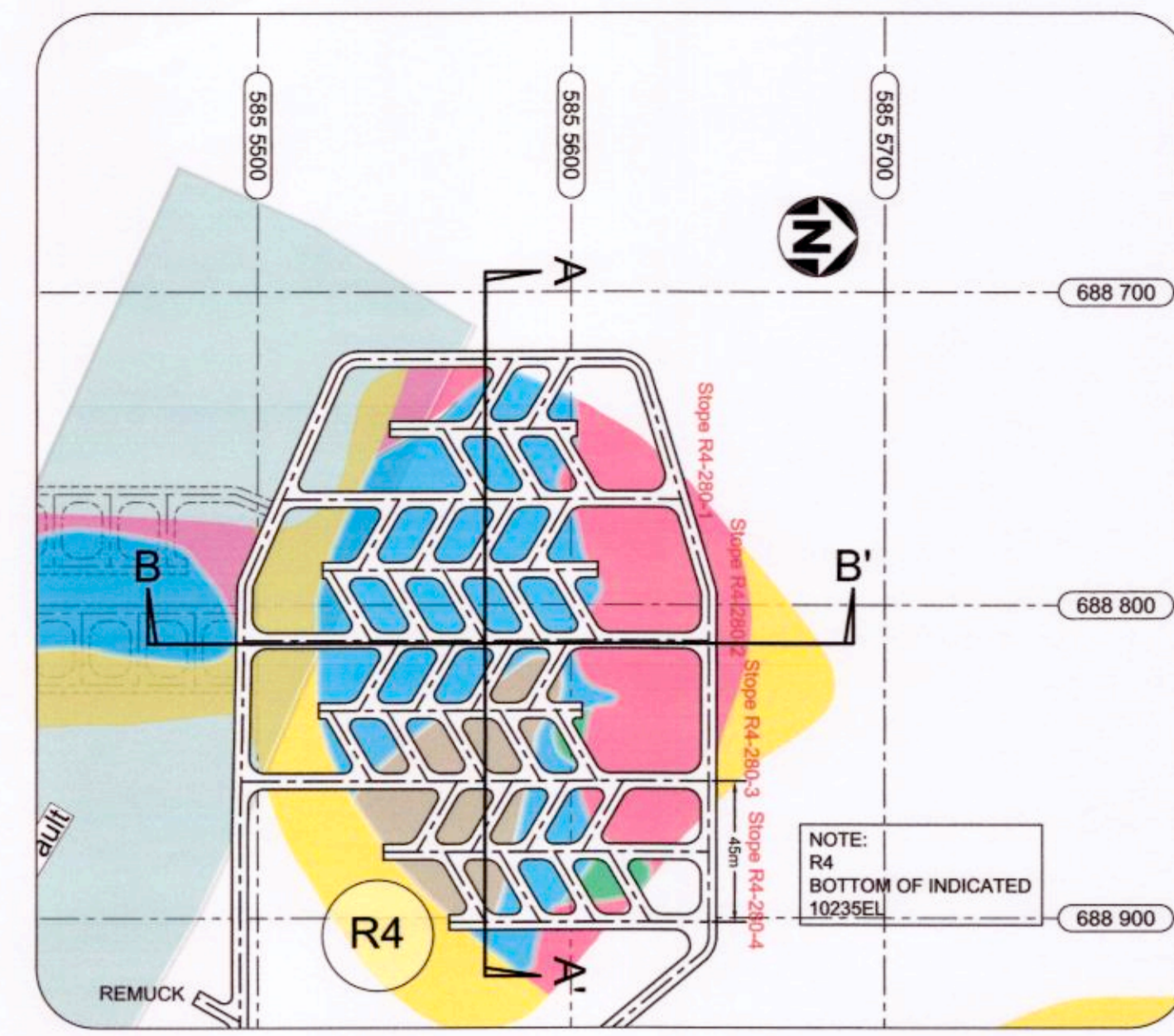
SURFACE PLAN



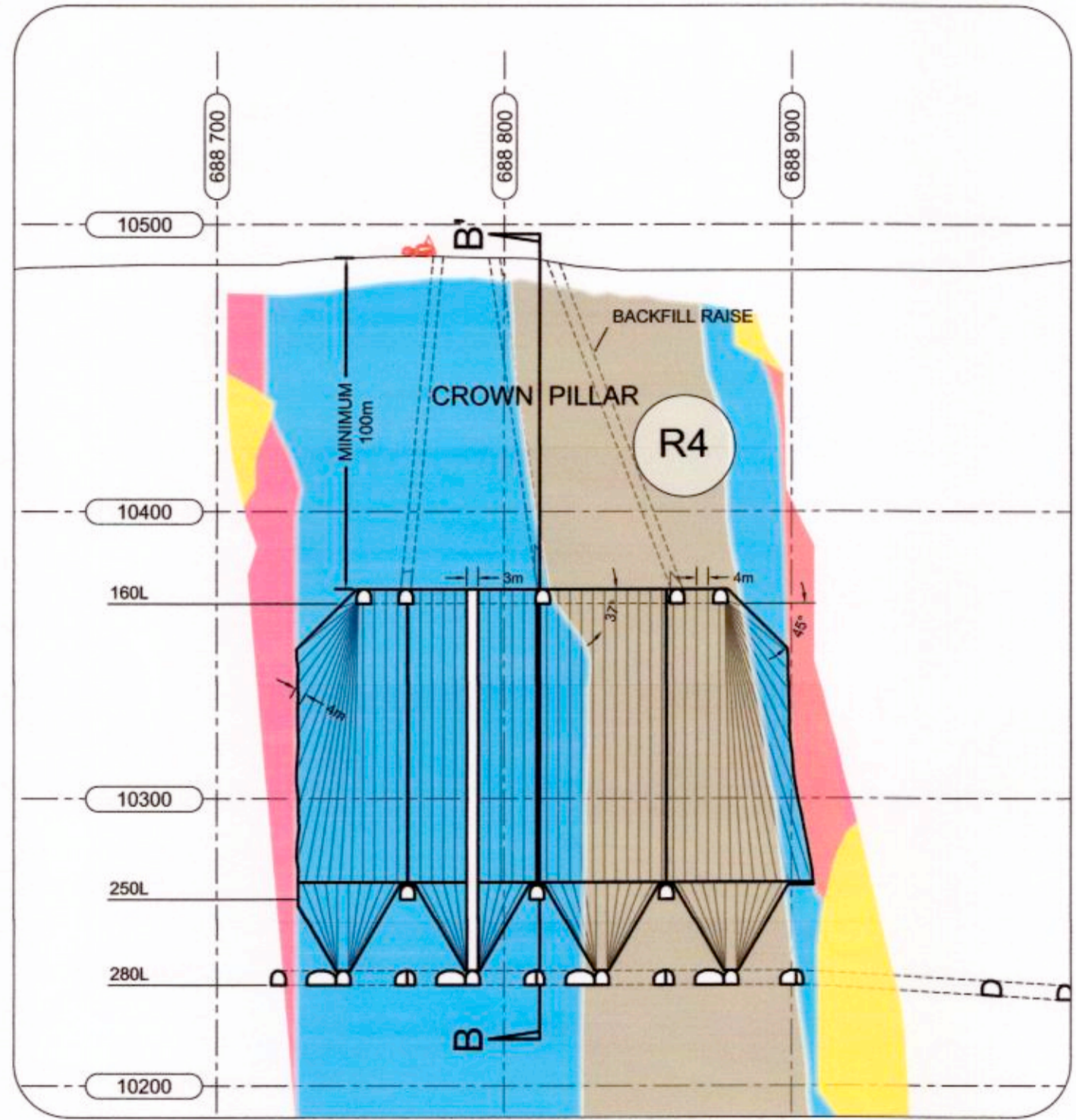
160 LEVEL (10368 MEL) - Drill Level



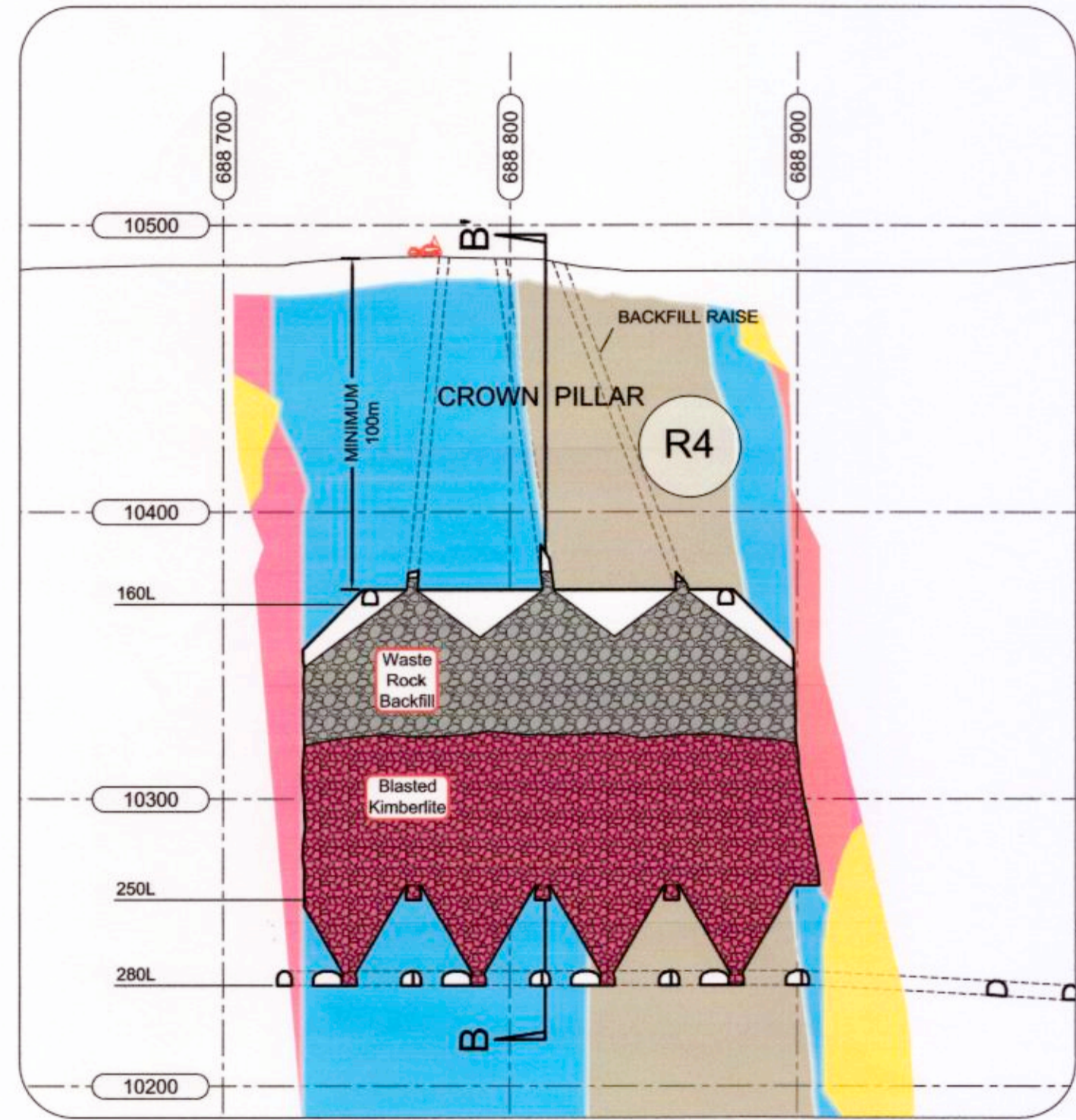
250 LEVEL (10265 MEL) - Drill Level



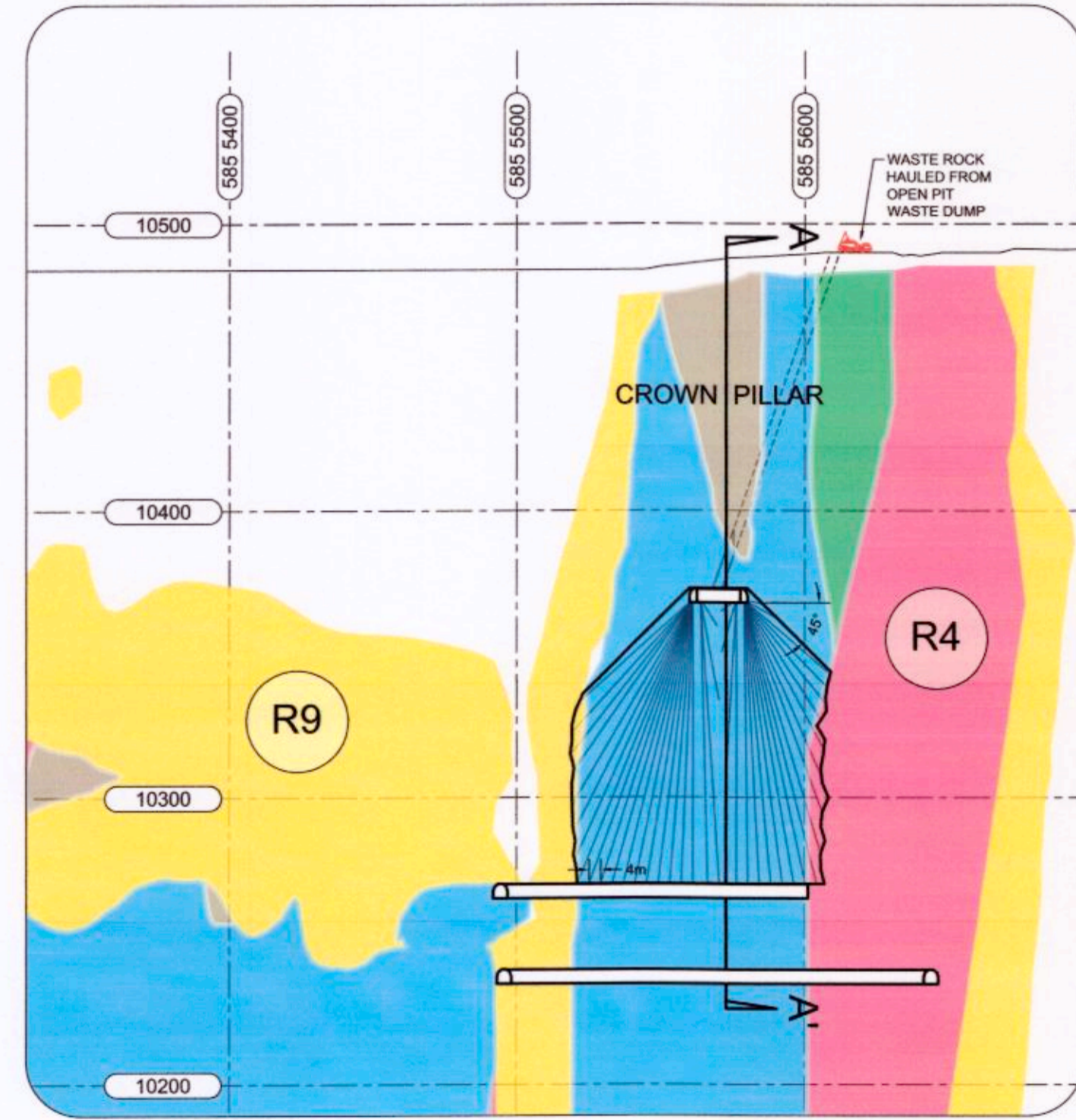
280 LEVEL (10235 MEL) - Drawpoint Level



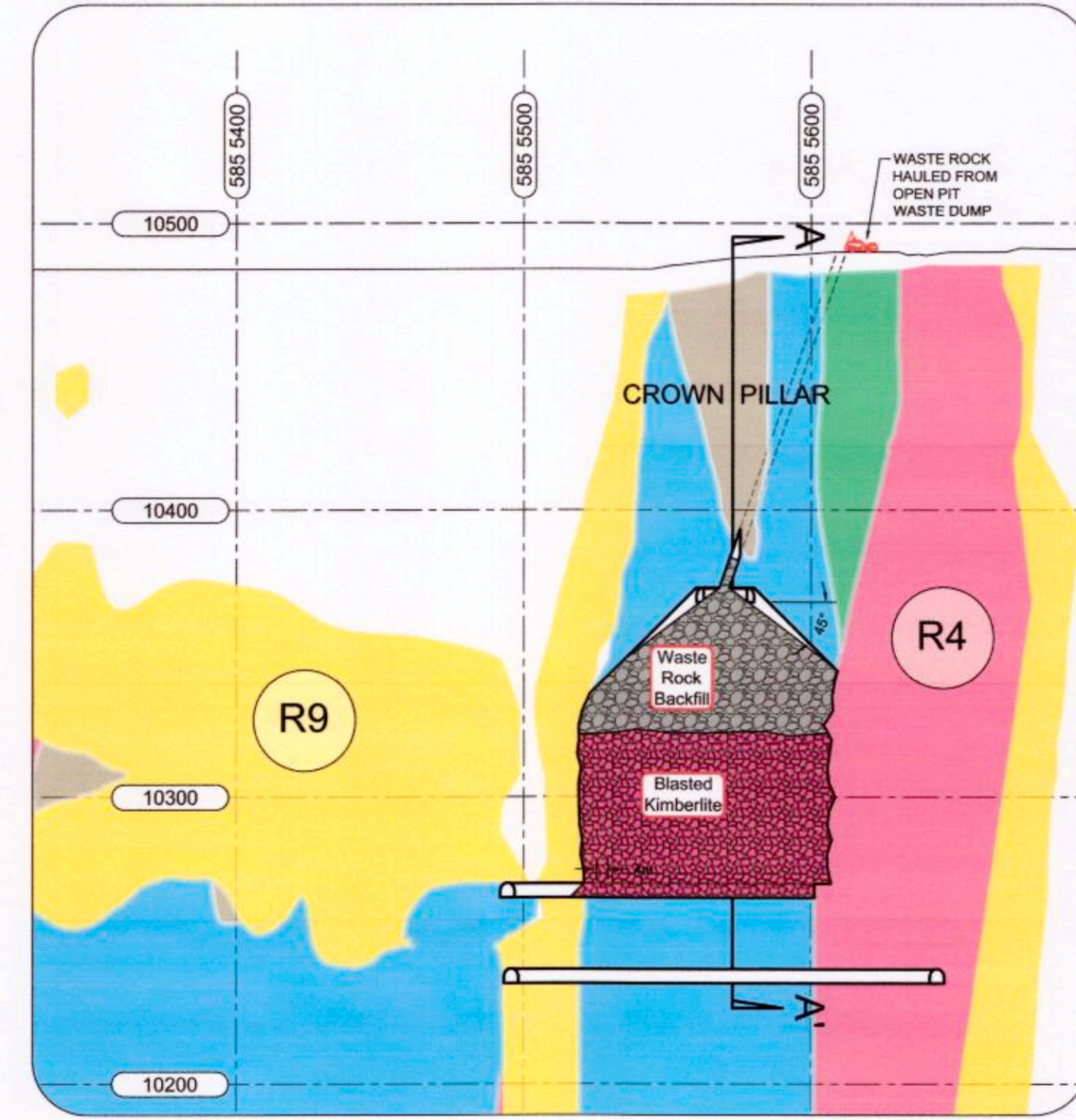
SECTION A-A'
TYPICAL BLASTHOLE
DRILL PATTERN



SECTION A-A'
SCHEMATIC SHOWING
BACKFILLING



SECTION B-B'
TYPICAL BLASTHOLE
DRILL PATTERN



SECTION B-B'
SCHEMATIC SHOWING
BACKFILLING

NOTE:

	SIZE	DIP	LENGTH
BACKFILL RAISE 1	2.7mx2.7m	73°	122m
BACKFILL RAISE 2	2.7mx2.7m	73°	122m
BACKFILL RAISE 3	2.7mx2.7m	60°	135m

Legend

CCR	CRB	Kimberlite A	Kimberlite B	Kimberlite other	FWR
-----	-----	--------------	--------------	------------------	-----

Note:
Underground
(elevations are surface
elevations + 10,000m)

ISSUE No	REV	DATE (Y/M/D)	PURPOSE OF ISSUE	TRANSMISSION LETTER No	ISSUE No	REV	DATE (Y/M/D)	PURPOSE OF ISSUE	TRANSMISSION LETTER No	REVISION No	REVISION DESCRIPTION	DATE (Y/M/D)	INITIALS	DESIGNED	APPROVED	REVISION No	REVISION DESCRIPTION	DATE (Y/M/D)	INITIALS	DESIGNED	APPROVED	REFERENCE DRAWINGS NUMBER	
02	00	11/09/08	ISSUED FOR FEASIBILITY STUDY																				
01	PA	11/06/25	ISSUED FOR REVIEW																				

PROFESSIONAL SEAL

SNC-LAVALIN
SNC L'AVALIN
555, Rue-Lévesque Blvd. West
Montréal (Québec) Canada H2Z 1Z3

amec

CLIENT: **stornoway** (Canada) Inc.

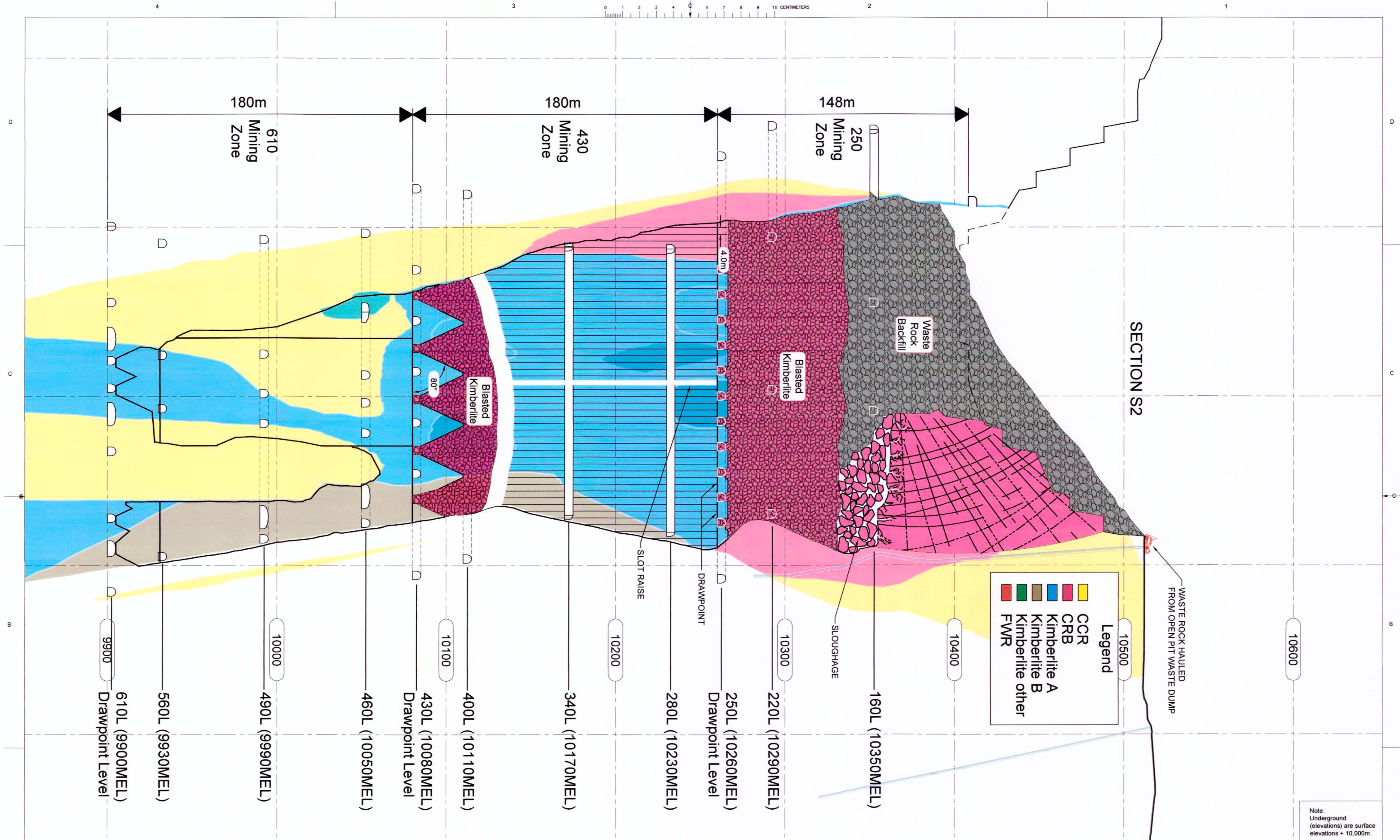
PROJECT: **RENARD PROJECT**

TITLE: **FEASIBILITY STUDY
R4 PIPE - BHS MINING
MINING PLANS AND SECTIONS**

DATE: 25 JUNE 2011

SCALE: 1 : 2000

PROJECT No: 504421 | SUBDIVISION: 1000 | SUBJECT: 4M | DD | SERIAL: 0316 | REV: 00



SECTION S2

Legend

- CCR
- CCRB
- Kimberlite A
- Kimberlite B
- Kimberlite other
- FWR

Note:
Underground
(elevations) are surface
elevations + 10,000m

ISSUE No	REV	DATE (Y/M/D)	PURPOSE OF ISSUE	TRANSMISSION LETTER No	ISSUE No	REV	DATE (Y/M/D)	PURPOSE OF ISSUE	TRANSMISSION LETTER No	No	TEXT CHANGE	DATE (Y/M/D)	CLT	QMT	REVISION DESCRIPTION	DATE (Y/M/D)	INITIALS	* DESIGNED	** APPROVED
04	00	11/09/08	ISSUED FOR FEASIBILITY STUDY																
03	PC	11/07/18	ISSUED FOR CLIENT REVIEW																
02	PB	11/06/22	ISSUED FOR CLIENT REVIEW																
01	PA	11/06/13	ISSUED FOR REVIEW																

PROFESSIONAL SEAL

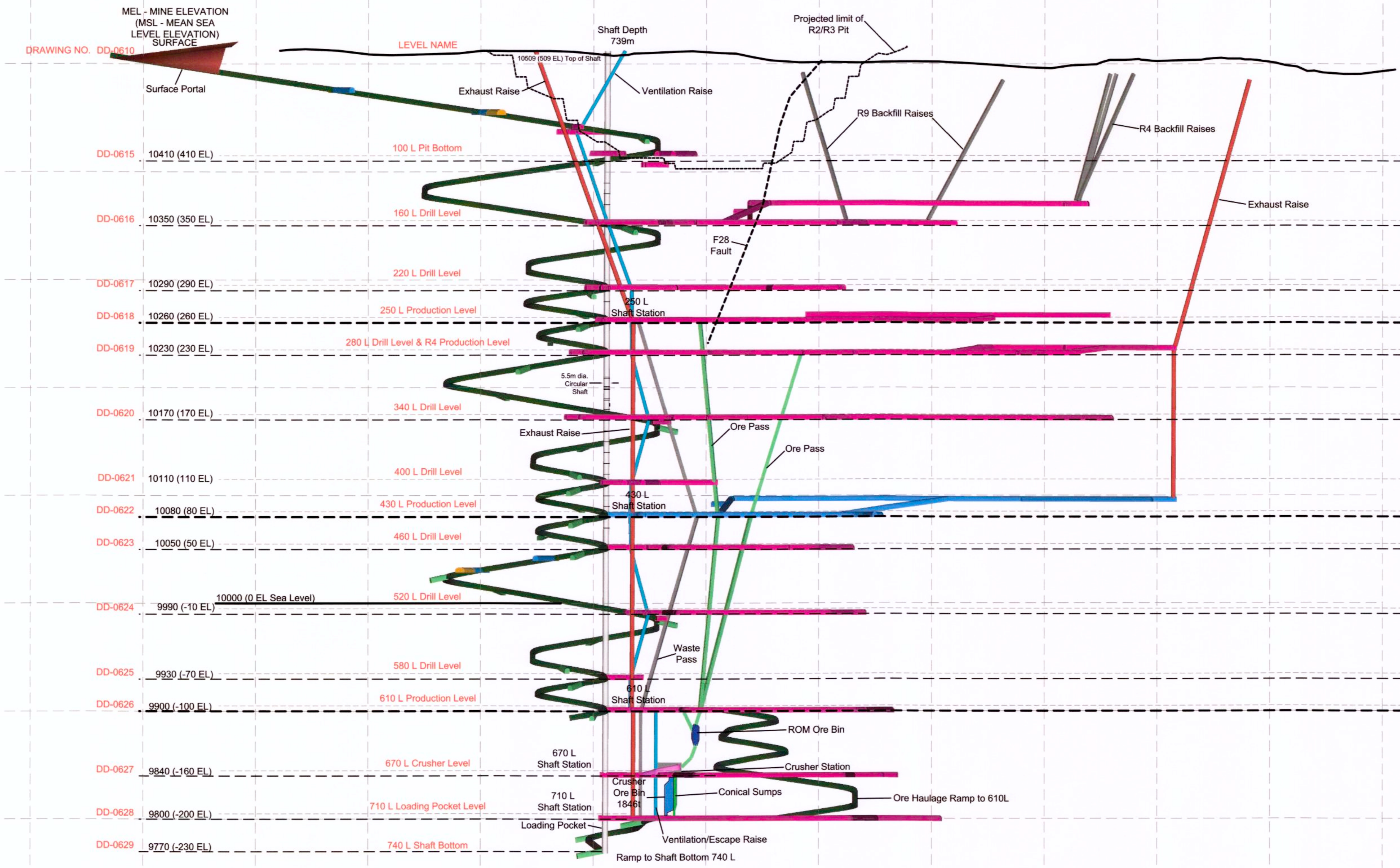
SNC-LAVALIN
SNC-LAVALIN
425, René-Lévesque Blvd West
Montréal (Québec) Canada H2Z 1Z3

amec

DESIGNED G. TAYLOR	APPROVAL DISCIPLINE ENGINEER
DRAWN CLT	ENGINEERING MANAGER
CHECKED B. BAGNELL	PROJECT MANAGER
DATE 20 JANUARY 2011	CLIENT

SCALE: 1 : 1000

CLIENT stornoway Inc. (Canada) (Canada) Inc.				
PROJECT RENARD PROJECT				
TITLE FEASIBILITY STUDY Cross Section S2 Stope Blasting Sequence 430L				
PROJECT No	SUBDIVISION	SUBJECT	SERIAL	REV.
504421	1000	4M	DD	0528 00



ISSUE No.	REV.	DATE (Y/M/D)	PURPOSE OF ISSUE	TRANSMISSION LETTER No.	ISSUE No.	REV.	DATE (Y/M/D)	PURPOSE OF ISSUE	TRANSMISSION LETTER No.	No.	REVISION DESCRIPTION	DATE (Y/M/D)	No.	REVISION DESCRIPTION	DATE (Y/M/D)
03	00	11/10/31	ISSUED FOR BUSINESS CASE												
02	PB	11/10/24	ISSUED FOR CLIENT REVIEW												
01	PA	11/10/18	ISSUED FOR REVIEW												

PROFESSIONAL SEAL

SNC-LAVALIN
455, Rue-Lévesque Blvd. West
Montréal (Québec) Canada H2Z 1Z3

amec

stornoway

CLIENT: RENARD PROJECT

PROJECT: BUSINESS CASE GENERAL MINE LAYOUT LONGITUDINAL PROJECTION A-A' LOOKING WEST

PREPARATION: G. TAYLOR
APPROVAL: DISCIPLINE ENGINEER

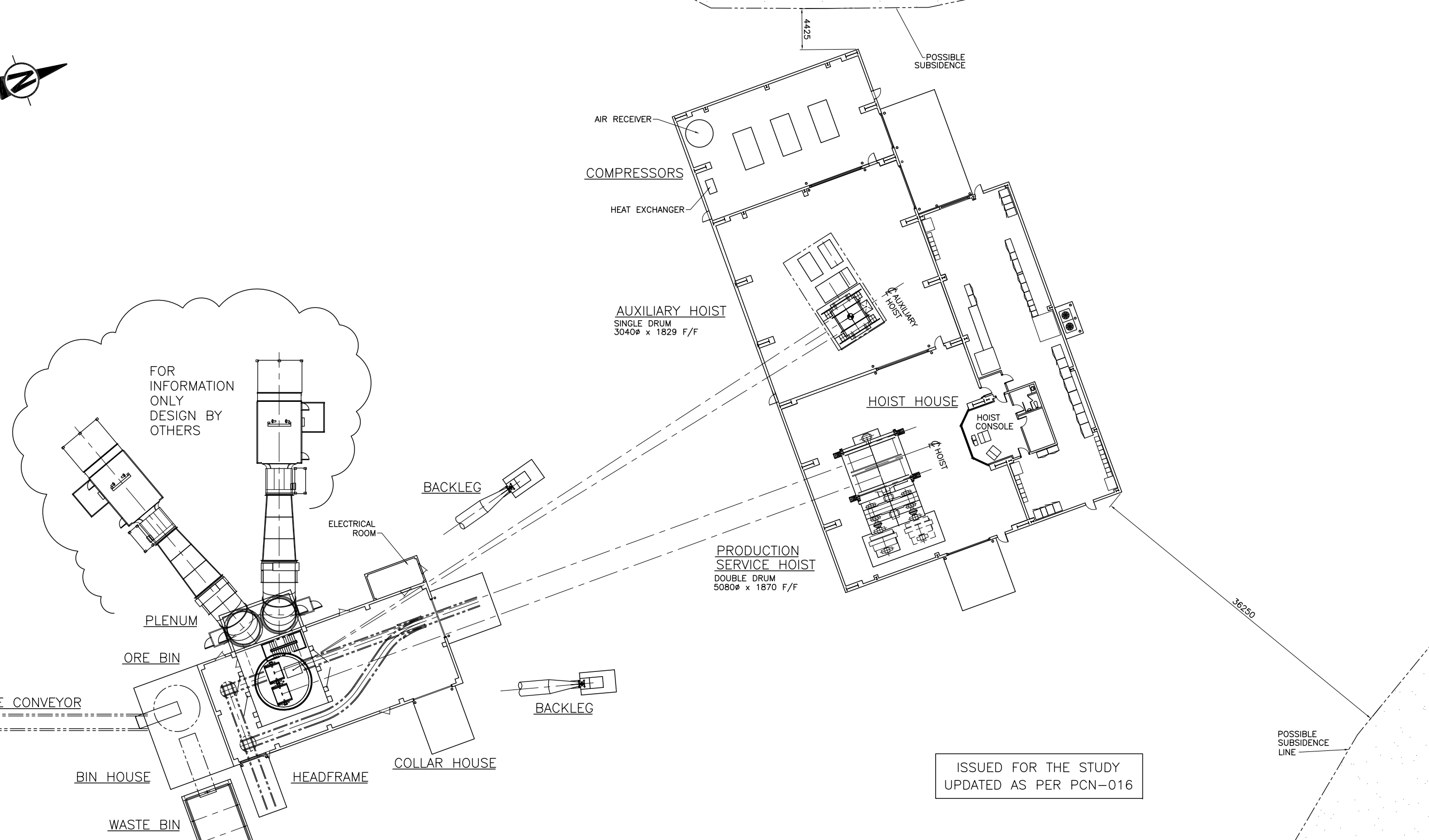
DRAWN: CLT
ENGINEERING MANAGER

CHECKED: B. BAGNELL
PROJECT MANAGER

DATE: 17 FEBRUARY 2011

SCALE: 1 : 2000

PROJECT No.	SUBDIVISION	SUBJECT	SERIAL	REV.
504421	1000	4M DD	0650	00



SURFACE PLANT – PLAN
PRODUCTION PHASE
SCALE 1:200

ISSUED FOR THE STUDY
UPDATED AS PER PCN-016

ISSUE No	REV.	DATE (Y/M/D)	PURPOSE OF ISSUE	TRANSMISSION LETTER No	ISSUE No	REV.	DATE (Y/M/D)	PURPOSE OF ISSUE	TRANSMISSION LETTER No	No	REVISION DESCRIPTION	DATE (Y/M/D)	*	**	No	REVISION DESCRIPTION	DATE (Y/M/D)	*	**	-	
05	00	11/09/09	UPDATED AS PER PCN-016																		
04	PD	22/08/11	FOR CLIENT REVIEW																		
03	PC	17/08/11	FOR CLIENT REVIEW																		
02	PB	19/04/11	FOR CLIENT REVIEW																		
01	PA	23/03/11	FOR CLIENT REVIEW & COMMENT																		

PROFESSIONAL SEAL

SNC-LAVALIN
455, Boulevard Avenue Blvd. West
Montréal (Québec) Canada H2Z 1Z3

DESIGNED: DJB
DRAWN: DJB
CHECKED: J.HAFIDSON
DATE: 19/04/11
SCALE: 1:500

amec

DISCIPLINE ENGINEER
ENGINEERING MANAGER
PROJECT MANAGER
CLIENT

Cementation
Cementation Group - Americas

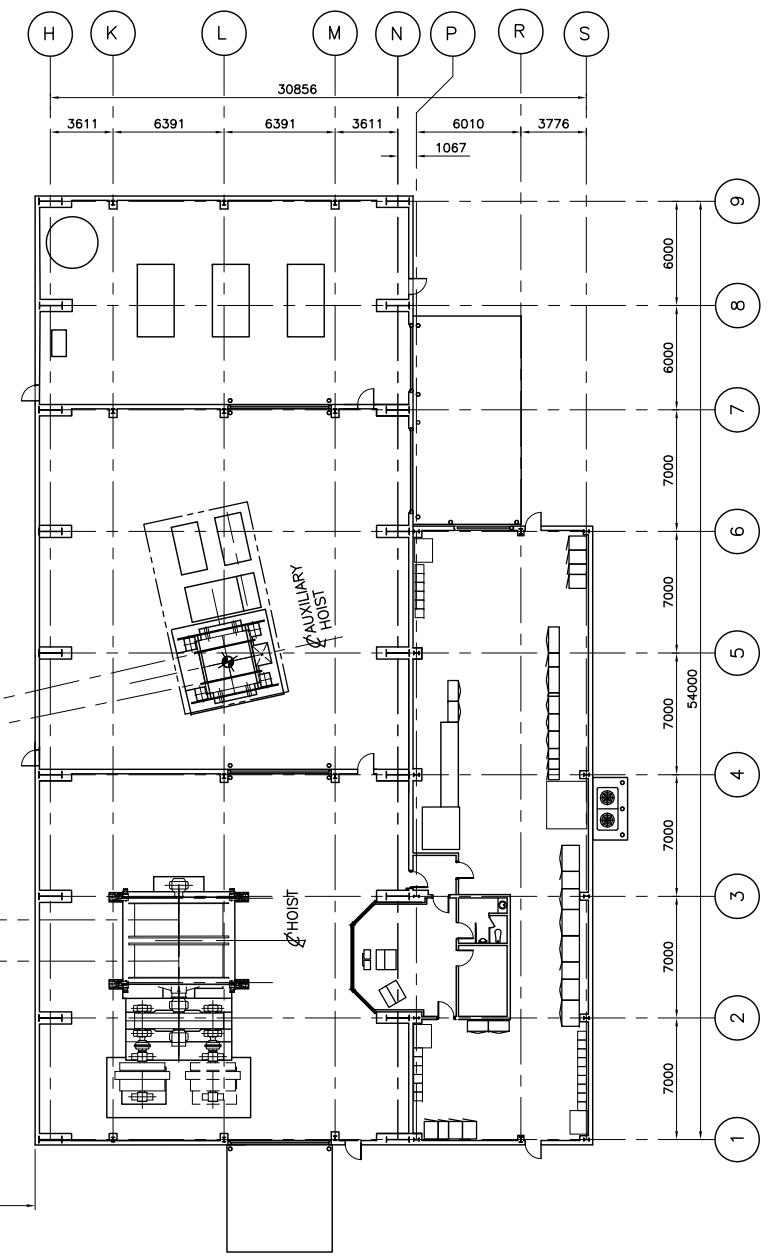
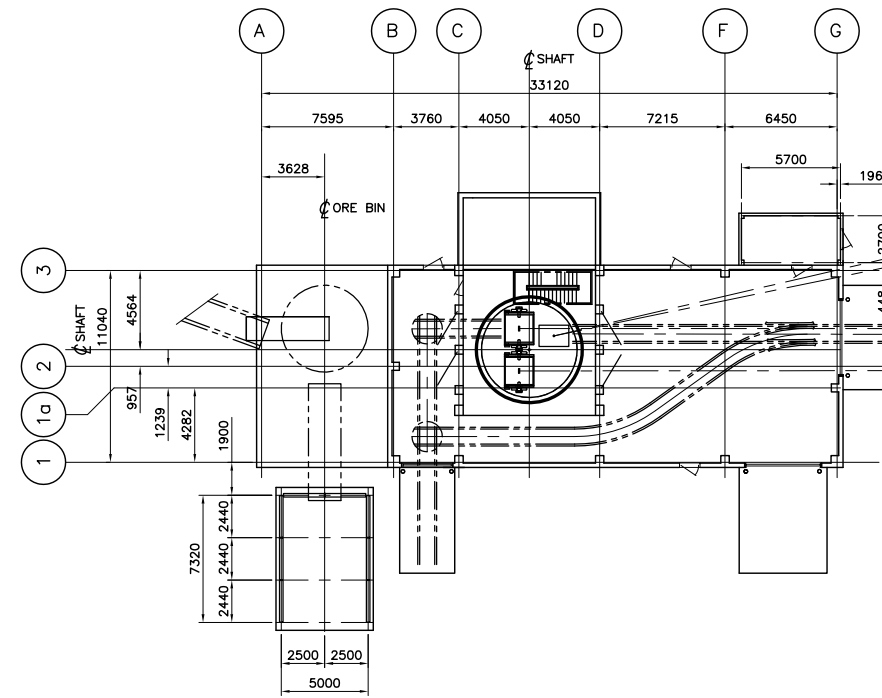
stornoway

CLIENT: RENARD PROJECT
PROJECT: RENARD PROJECT
TITLE: PLANT LAYOUT – INFRASTRUCTURE SURFACE HEADFRAME SITE GENERAL ARRANGEMENT

PROJECT No	SUBDIVISION	SUBJECT	SERIAL	REV.
504421	1400	4M DD	0001	00



0 1 2 3 4 5 6 7 8 9 10 CENTIMETERS



**SURFACE COMPLEX – PLAN
PRODUCTION ARRANGEMENT**
SCALE 1:200

ISSUED FOR THE STUDY
UPDATED AS PER PCN-016



SNC-LAVALIN
455, Boulevard Lavigne Blvd. West
Montréal (Québec) Canada H2Z 1Z3

DESIGNED: DJB
DRAWN: DJB
CHECKED: J. HAFIDSON
DATE: 19/04/11
SCALE: 1:200

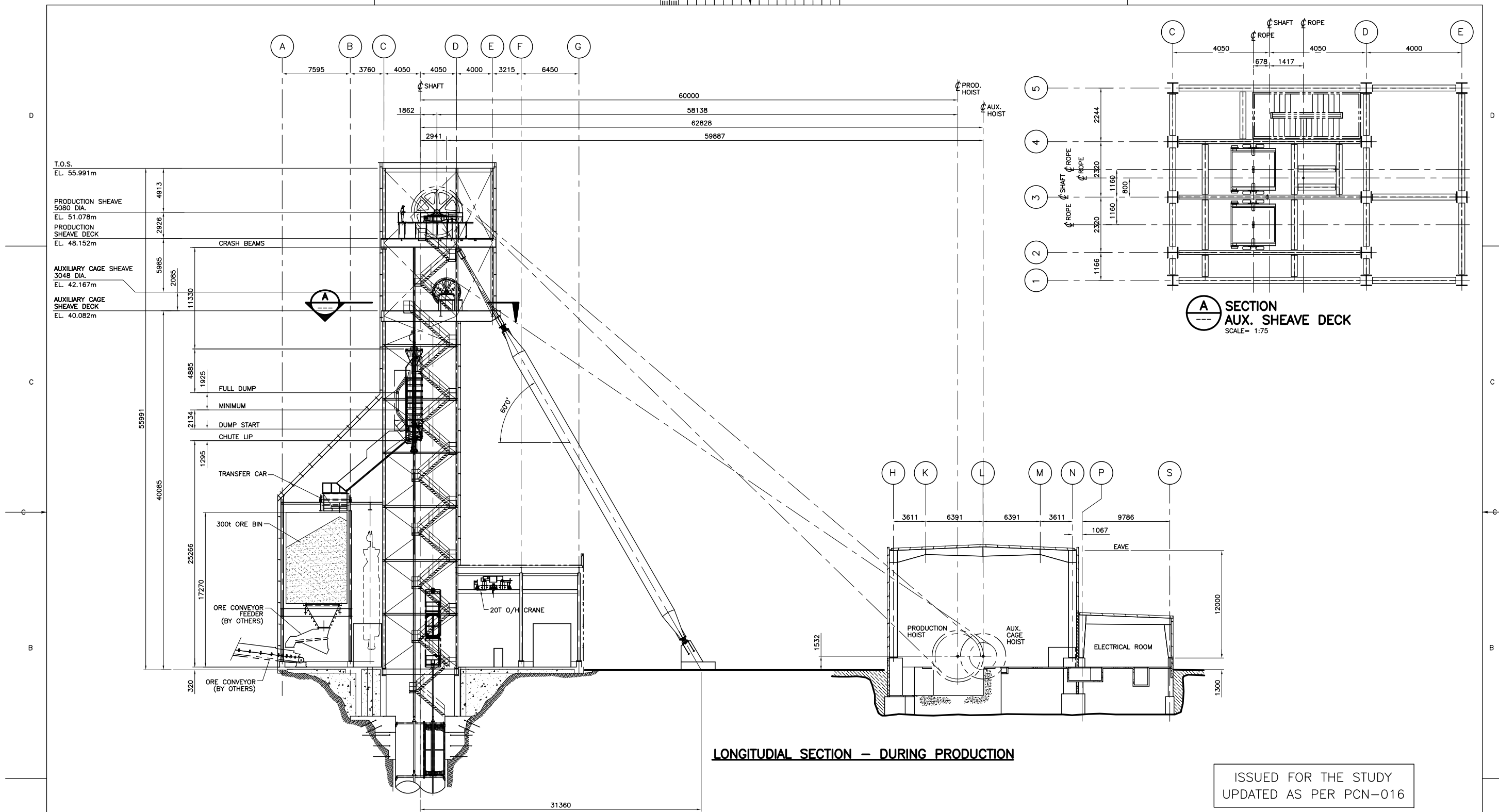
PROFESSIONAL SEAL

PREPARATION: DJB
APPROVAL: [Signature]

DISCIPLINE ENGINEER
ENGINEERING MANAGER
PROJECT MANAGER
CLIENT

CLIENT: stornoway				
PROJECT: RENARD PROJECT				
TITLE: PLANT LAYOUT – INFRASTRUCTURE SURFACE COMPLEX PRODUCTION ARRANGEMENT – PLAN				
PROJECT No	SUBDIVISION	SUBJECT	SERIAL	REV.
504421	1400	4M DD	0002	00

ISSUE No	REV.	DATE (Y/M/D)	PURPOSE OF ISSUE	TRANSMISSION LETTER No	ISSUE No	REV.	DATE (Y/M/D)	PURPOSE OF ISSUE	TRANSMISSION LETTER No	No	REVISION DESCRIPTION	DATE (Y/M/D)	*	**	No	REVISION DESCRIPTION	DATE (Y/M/D)	*	**	-	REFERENCE DRAWINGS NUMBER
05	00	11/09/09	UPDATED AS PER PCN-016																		
04	PD	25/08/11	FOR CLIENT REVIEW																		
03	PC	25/05/11	FOR CLIENT REVIEW							03	ADDED MASONRY FIRE SEPARATION WALL	25/05/11									
02	PB	19/04/11	FOR CLIENT REVIEW																		
01	PA	23/03/11	FOR CLIENT REVIEW & COMMENT																		



LONGITUDIAL SECTION – DURING PRODUCTION

ISSUED FOR THE STUDY
UPDATED AS PER PCN-016

ISSUE No	REV.	DATE (Y/M/D)	PURPOSE OF ISSUE	TRANSMISSION LETTER No	ISSUE No	REV.	DATE (Y/M/D)	PURPOSE OF ISSUE	TRANSMISSION LETTER No	REVISION DESCRIPTION	DATE (Y/M/D)	INITIALS: * DESIGNED ** APPROVED	REVISION DESCRIPTION	DATE (Y/M/D)	INITIALS: * DESIGNED ** APPROVED
04	00	11/09/09	UPDATED AS PER PCN-016												
03	PC	22/08/11	FOR CLIENT REVIEW												
02	PB	19/04/11	FOR CLIENT REVIEW												
01	PA	23/03/11	FOR CLIENT REVIEW & COMMENT												

PROFESSIONAL SEAL

SNC-LAVALIN
455, Boulevard Lacombe Blvd. West
Montréal (Québec) Canada H2Z 1Z3

amec

Cementation
Cementation Group - Americas

stornoway
Cementation Group - Americas

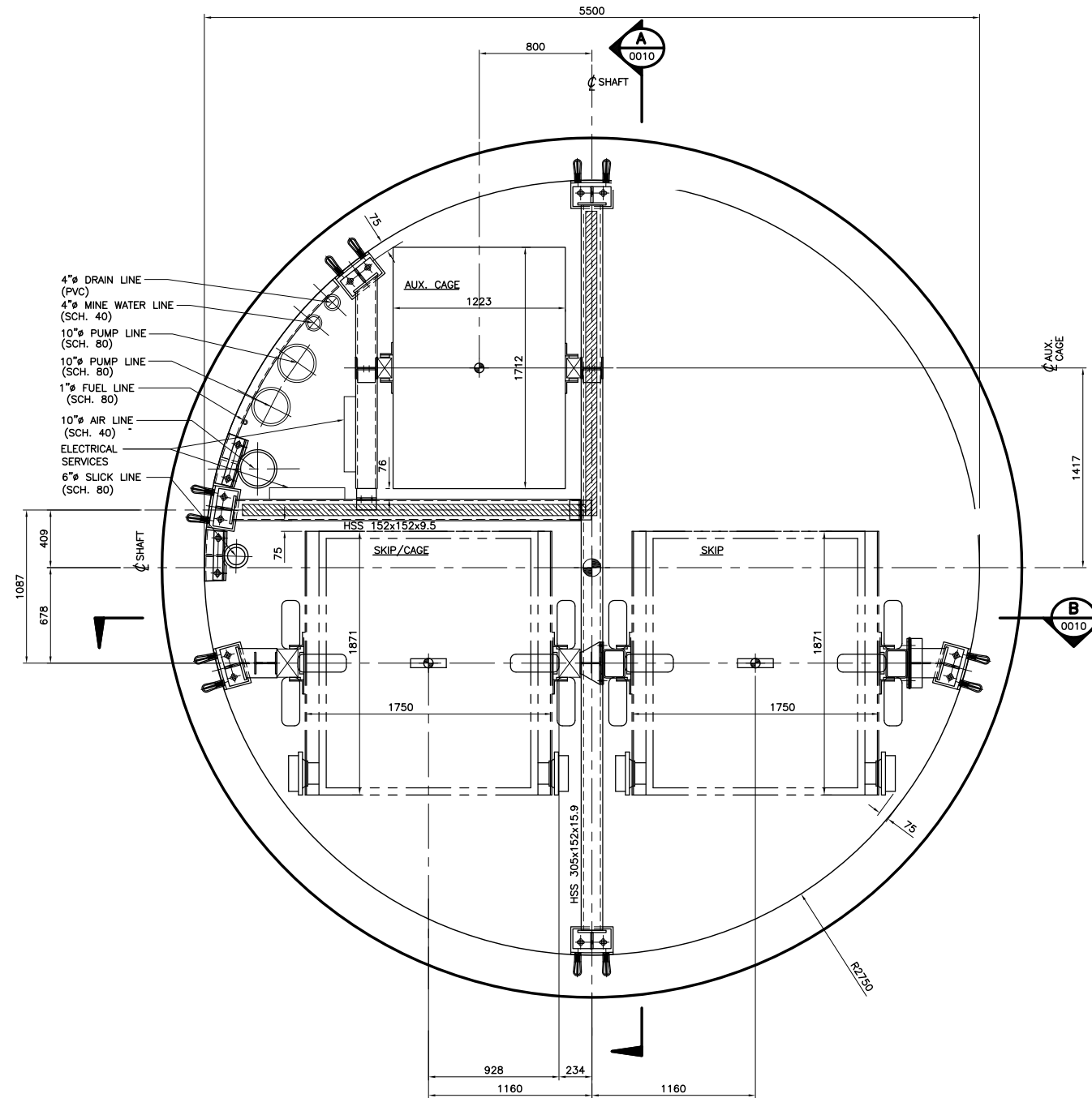
CLIENT: **RENARD PROJECT**

DESIGNED: DJB
DRAWN: DJB
CHECKED: J. HAFIDSON
DATE: 19/04/11
SCALE: 1:200

DISCIPLINE ENGINEER
ENGINEERING MANAGER
PROJECT MANAGER
CLIENT

TITLE: **PLANT LAYOUT – INFRASTRUCTURE SURFACE COMPLEX PRODUCTION ARRANGEMENT – SECTION**

PROJECT No	SUBDIVISION	SUBJECT	SERIAL	REV.
504421	1400	4M DD	0003	00



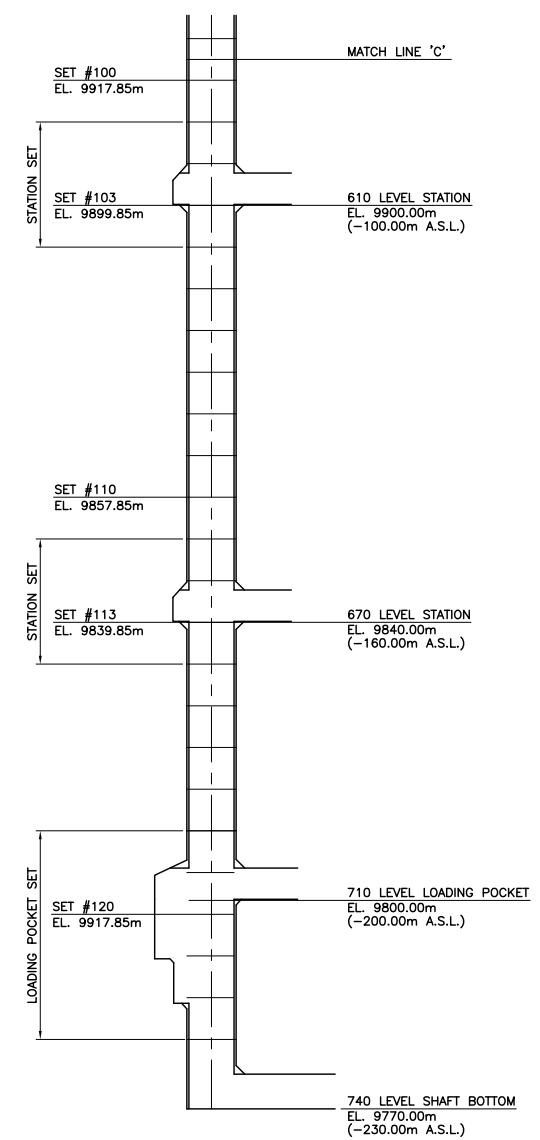
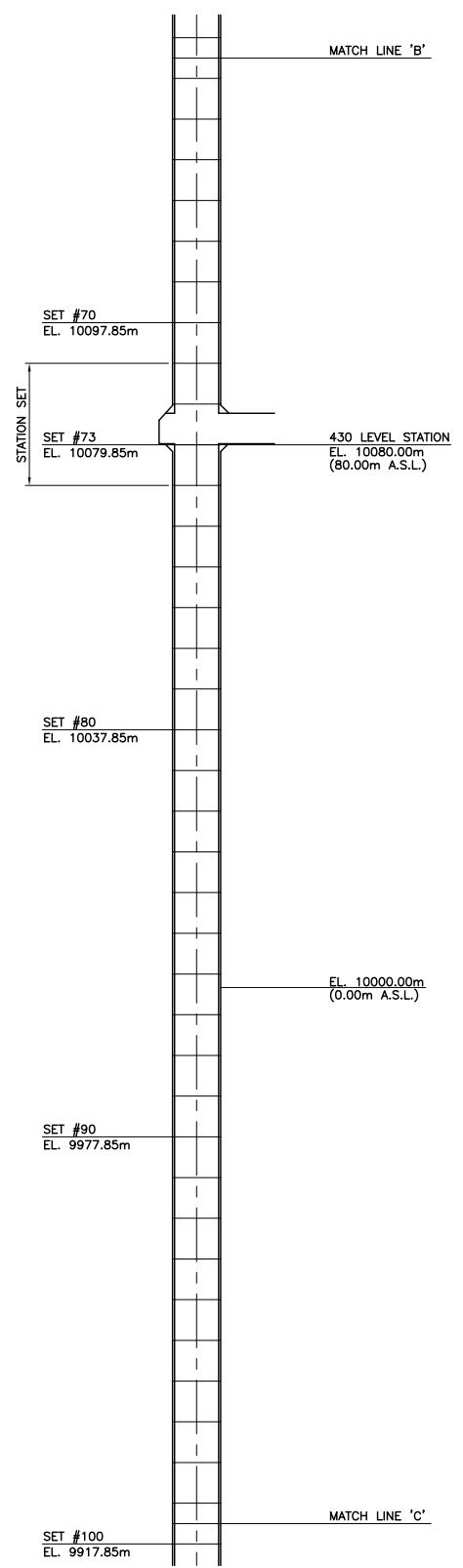
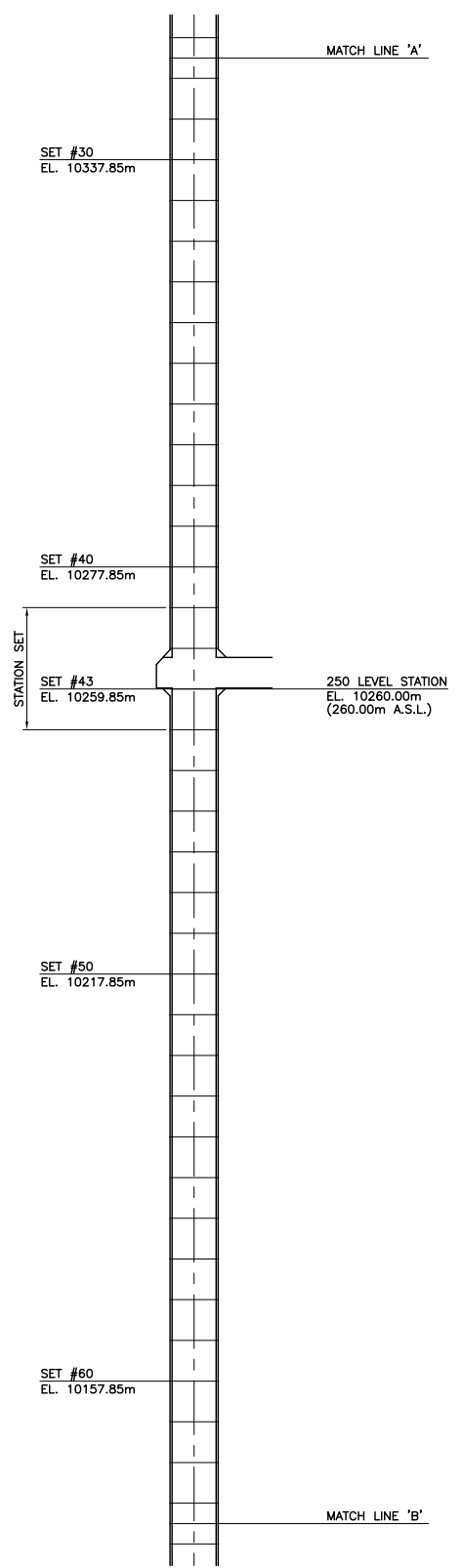
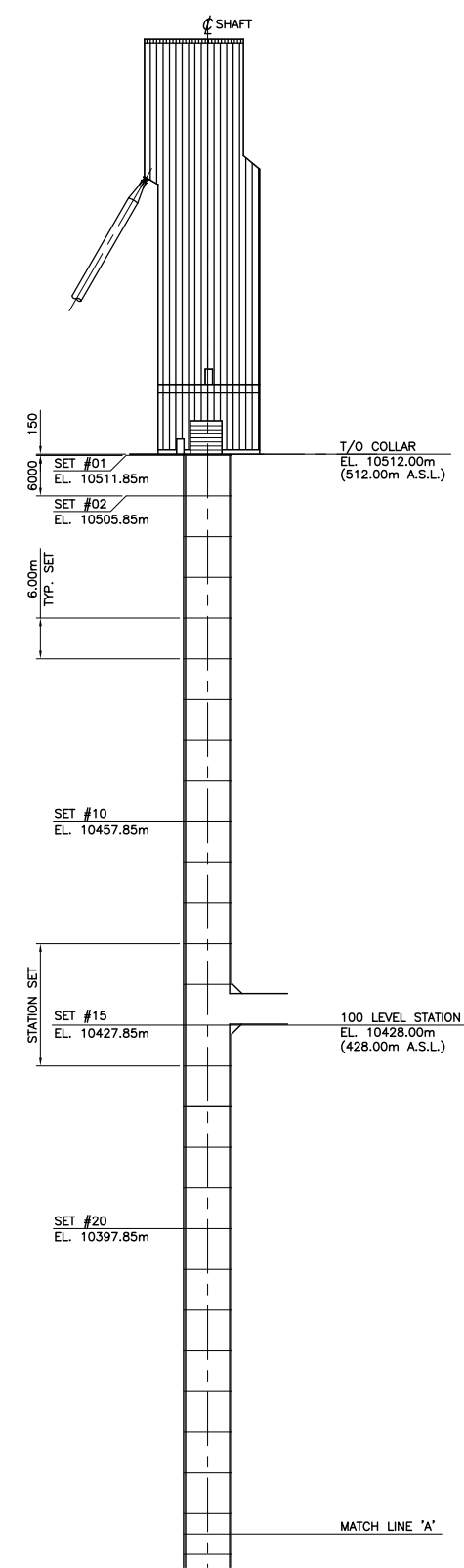
ISSUED FOR THE STUDY
UPDATED AS PER PCN-016

SHAFT PLAN – GENERAL ARRANGEMENT



 SNC-LAVALIN 455, Boulevard Lacombe Blvd. West Montréal (Québec) Canada H2Z 1Z3				 CLIENT	
DESIGNED DJB	DISCIPLINE ENGINEER	APPROVAL		PROJECT RENARD PROJECT	
DRAWN DJB	ENGINEERING MANAGER			TITLE PLANT LAYOUT – INFRASTRUCTURE TYPICAL SHAFT PLAN 5.5m GENERAL ARRANGEMENT	
CHECKED J. HAFILDSON	PROJECT MANAGER			CLIENT	
DATE 15/08/11				PROJECT No 504421	
				SUBDIVISION 1400	
				SUBJECT 4M DD	
				SERIAL 0009	
				REV. 00	

ISSUE No	REV.	DATE (Y/M/D)	PURPOSE OF ISSUE	TRANSMISSION LETTER No	ISSUE No	REV.	DATE (Y/M/D)	PURPOSE OF ISSUE	TRANSMISSION LETTER No	REVISION DESCRIPTION	DATE (Y/M/D)	INITIALS	DESIGNED	APPROVED	REVISION DESCRIPTION	DATE (Y/M/D)	INITIALS	DESIGNED	APPROVED	REFERENCE DRAWINGS NUMBER
04	00	11/09/09	UPDATED AS PER PCN-016																	
03	PC	15/08/11	REVISED SHAFT PLAN																	
02	PB	19/04/11	FOR CLIENT REVIEW																	
01	PA	23/03/11	FOR CLIENT REVIEW & COMMENT																	

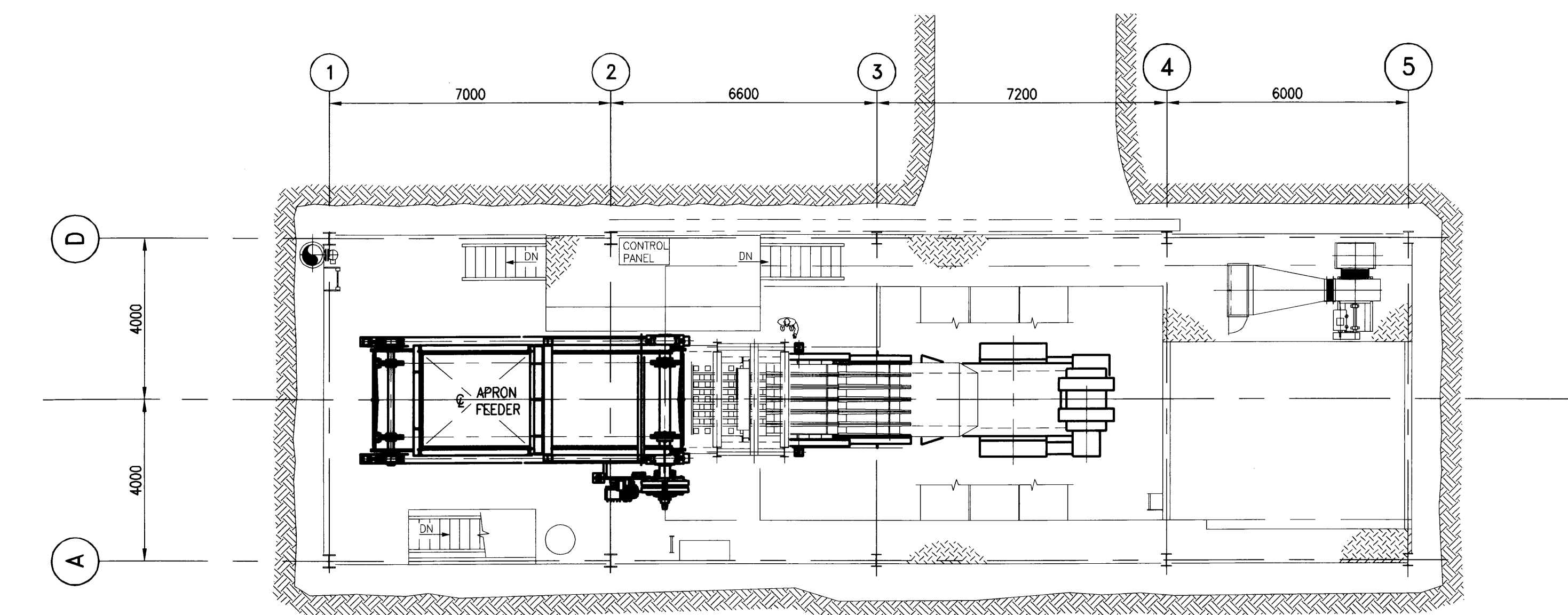


ISSUED FOR THE STUDY
UPDATED AS PER PCN-016

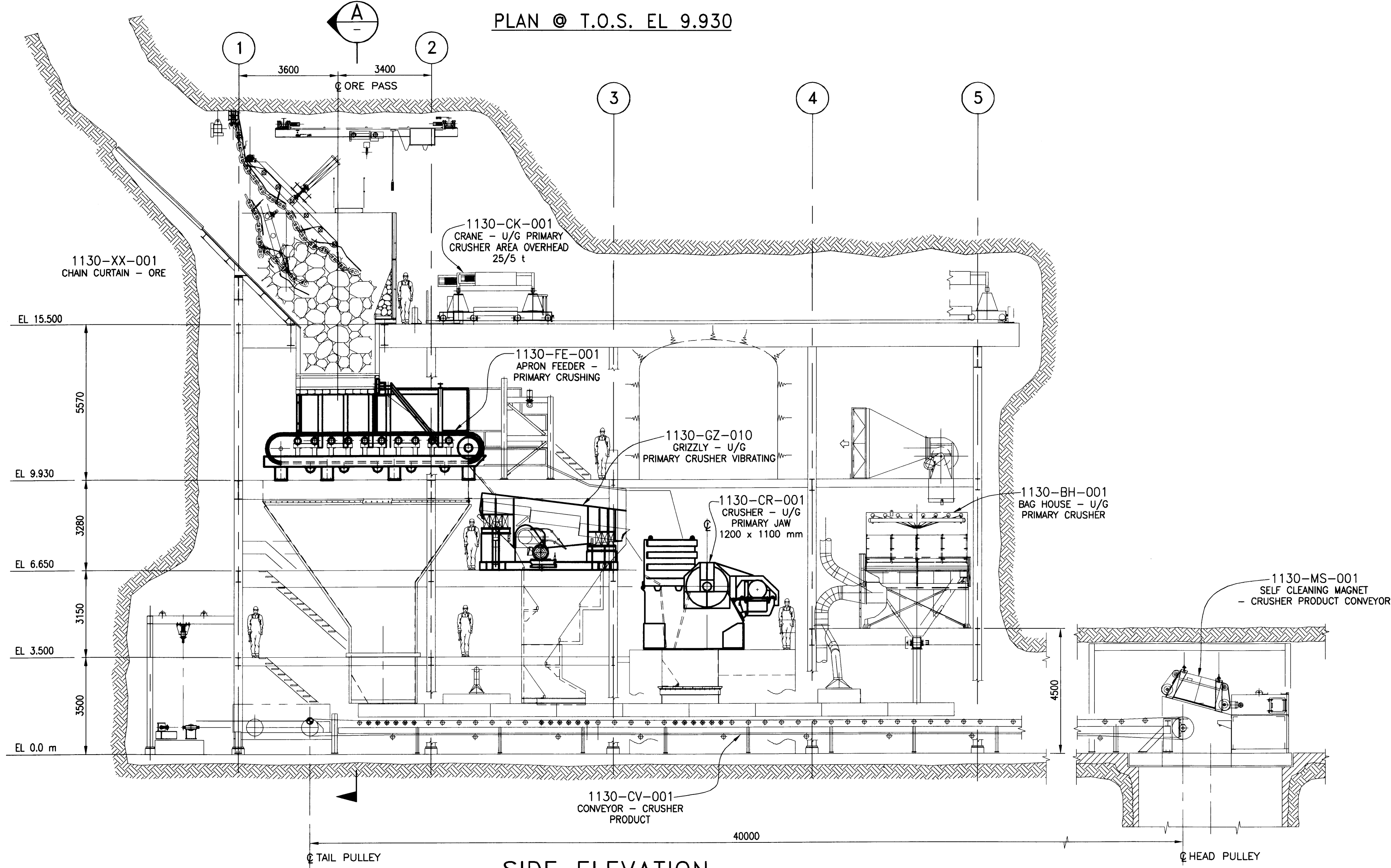


PREPARATION DESIGNED: DJB DRAWN: DJB CHECKED: J. HAFIDSON DATE: 15/08/11		APPROVAL DISCIPLINE ENGINEER ENGINEERING MANAGER PROJECT MANAGER CLIENT		CLIENT: PROJECT: RENARD PROJECT TITLE: PLANT LAYOUT - INFRASTRUCTURE OVERALL SHAFT LONG SECTION SET LOCATION DIAGRAM	
SCALE: 1:500			PROJECT No: 504421	SUBDIVISION: 1400	SUBJECT: 4M DD
			SERIAL: 0011	REV.: 00	

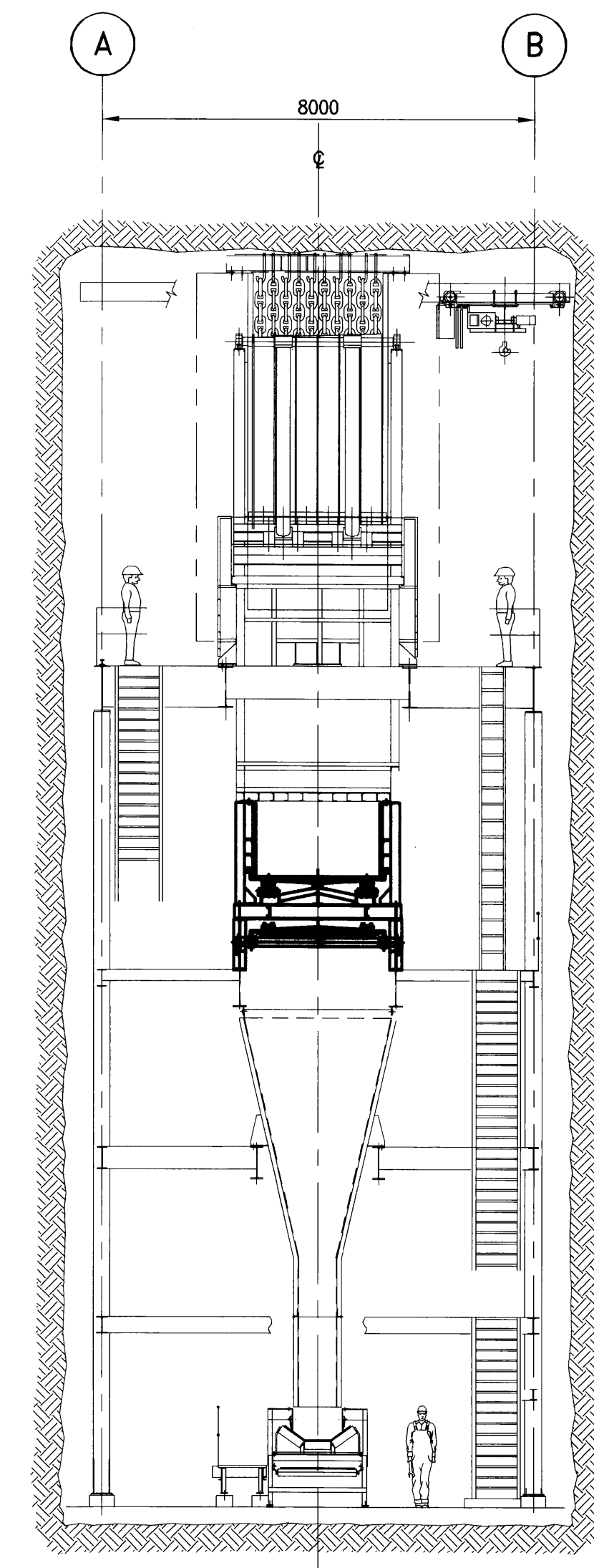
ISSUE No	REV.	DATE (Y/M/D)	PURPOSE OF ISSUE	TRANSMISSION LETTER No	ISSUE No	REV.	DATE (Y/M/D)	PURPOSE OF ISSUE	TRANSMISSION LETTER No	REVISION DESCRIPTION	DATE (Y/M/D)	INITIALS	DESIGNED	APPROVED	REVISION DESCRIPTION	DATE (Y/M/D)	INITIALS	DESIGNED	APPROVED	REFERENCE DRAWINGS NUMBER
04	00	11/09/09	UPDATED AS PER PCN-016																	
03	PC	15/08/11	100 LEVEL STATION REMOVED																	
02	PB	19/04/11	FOR CLIENT REVIEW																	
01	PA	23/03/11	FOR CLIENT REVIEW & COMMENT																	



PLAN @ T.O.S. EL 9.930



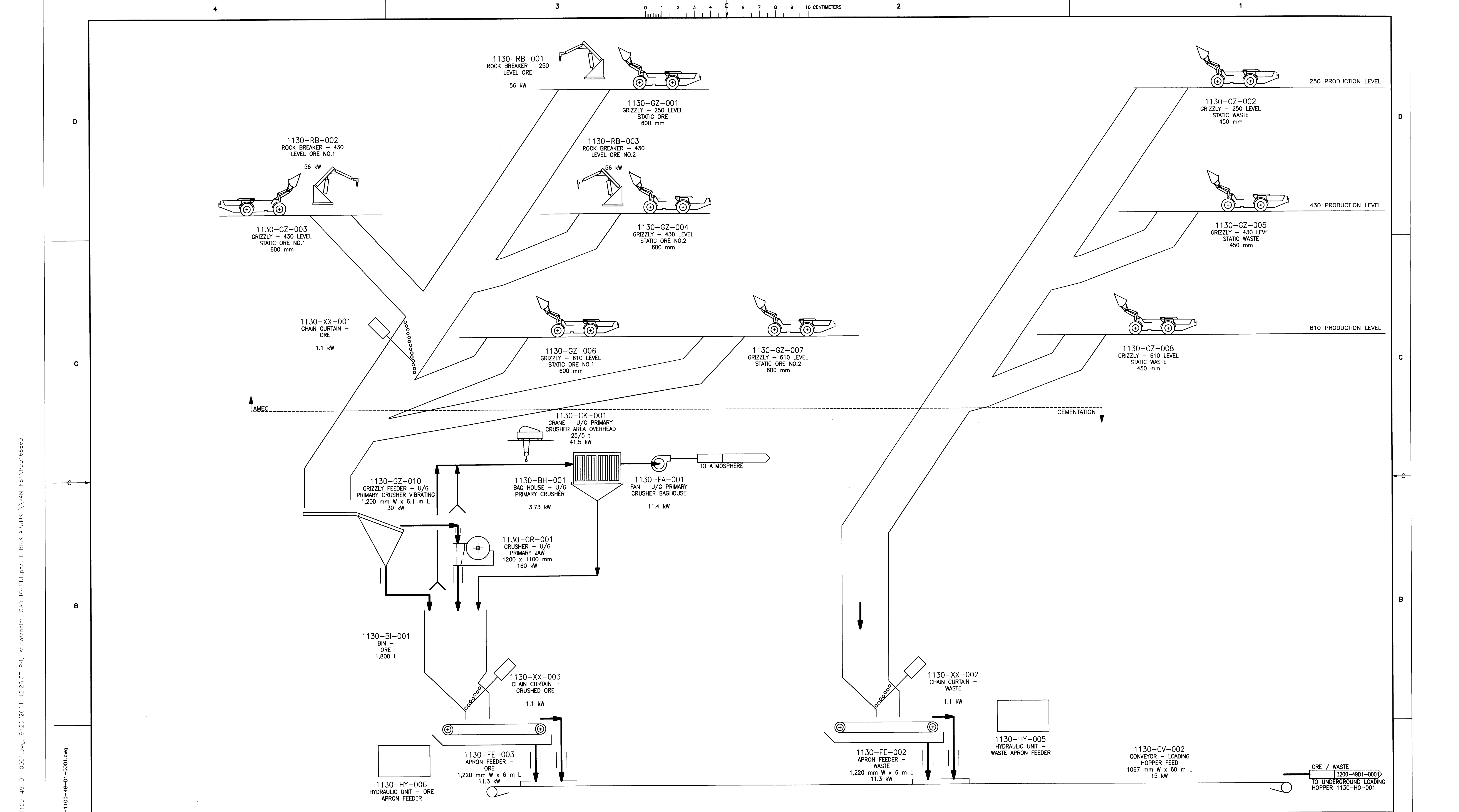
SIDE ELEVATION



SECTION A

ISSUE REGISTER			ISSUE REGISTER			REVISION REGISTER			REVISION REGISTER			REVISION REGISTER			REVISION REGISTER			REFERENCE DRAWINGS NUMBER		
ISSUE No	REV	DATE (Y/M/D)	PURPOSE OF ISSUE	TRANSMISSION LETTER No	ISSUE No	REV	DATE (Y/M/D)	PURPOSE OF ISSUE	TRANSMISSION LETTER No	No	REVISION DESCRIPTION	DATE (Y/M/D)	**	No	REVISION DESCRIPTION	DATE (Y/M/D)	**	No	REFERENCE DRAWINGS NUMBER	
-	00	2011/06/03	ISSUED FOR FEASIBILITY STUDY																	
-	PB	2011/04/01	ISSUED FOR CLIENT REVIEW																	
-	PA	2011/03/14	ISSUED FOR INTERNAL REVIEW																	

PROFESSIONAL SEAL	 SNC-LAVALIN 455, Rue-Lafayette Blvd. West Montreal (Quebec) Canada H2Z 1Z3	 APPROVAL	CLIENT RENARD PROJECT
DESIGNED J. COMBRINCK	DISCIPLINE ENGINEER	 APPROVAL	PROJECT
DRAWN E. LOEWEN	ENGINEERING MANAGER	PROJECT MANAGER H. RYAN'S H.R.	TITLE UNDERGROUND PRIMARY CRUSHING CRUSHING STATION GENERAL ARRANGEMENT
CHECKED	CLIENT		
DATE 07MAR2011			
SCALE 1:100			
	PROJECT No	SUBDIVISION	SUBJECT
	504421	1100	45 D2
		SERIAL	REV.
		0001	00



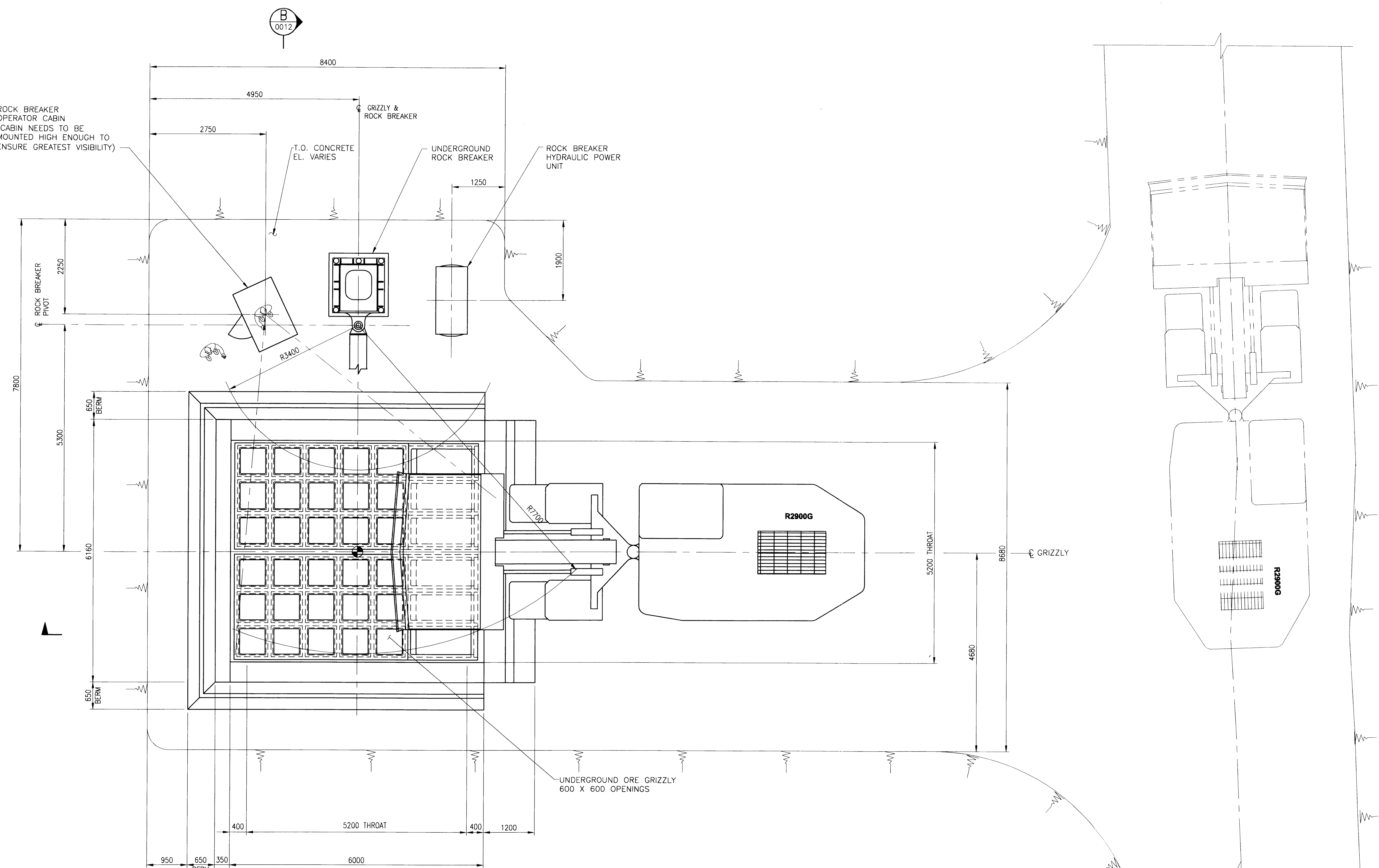
ISSUE No	REV.	DATE (Y/M/D)	PURPOSE OF ISSUE	TRANSMISSION LETTER No	ISSUE No	REV.	DATE (Y/M/D)	PURPOSE OF ISSUE	TRANSMISSION LETTER No	No	REVISION DESCRIPTION	DATE (Y/M/D)	**	No	REVISION DESCRIPTION	DATE (Y/M/D)	**	No	REFERENCE DRAWINGS NUMBER
6	02	2011/09/23	ISSUED FOR FEASIBILITY STUDY																
5	01	2011/06/28	ISSUED FOR FEASIBILITY STUDY																
4	00	2011/05/13	ISSUED FOR FEASIBILITY STUDY																
3	PC	2011/03/24	ISSUED FOR UPDATE																
2	PB	2011/02/04	ISSUED FOR CLIENT REVIEW																
1	PA	2011/01/21	ISSUED FOR INTERNAL REVIEW																

ISSUE REGISTER		ISSUE REGISTER		REVISION REGISTER		REVISION REGISTER		REVISION REGISTER		REFERENCE DRAWINGS NUMBER	
----------------	--	----------------	--	-------------------	--	-------------------	--	-------------------	--	---------------------------	--

PROFESSIONAL SEAL	SNC-LAVALIN SNC-LAVALIN 455, Rue-Lévesque Blvd. West Montréal (Québec) Canada H2Z 1Z3	amec	CLIENT stornoway (Canada) Inc.
DESIGNED H. RYANS H.R.	DISCIPLINE ENGINEER	APPROVAL	PROJECT RENARD PROJECT
DRAWN K. RIDLEY K.R.	ENGINEERING MANAGER	PROJECT MANAGER	TITLE UNDERGROUND PRIMARY CRUSHING PROCESS FLOW DIAGRAM
CHECKED H. RYANS H.R.	CLIENT		PROJECT No 504421
DATE 10JAN11			SUBDIVISION 1100
SCALE NTS			SUBJECT 49 D1
			SERIAL 0001
			REV. 02

P:\CAD\PRC\Feasibility Flow\504421-1100-49-D1-0001.dwg, 9/22/2011 12:26:37 PM, ist.boterplaci, CAD TO PDF.pc3, FERG-KIAP/JUK \\\VAN-FSI\PC0186653

LAST SAVE: 2011/09/20 - 12:26pm
 PATH: P:\CAD\PRC\Feasibility Flow\504421-1100-49-D1-0001.dwg



LEGEND
TYPICAL FOR 6 UNDERGROUND ROCK BREAKER INSTALLATIONS

ROCK BREAKER	
1130-RB-001	250 LEVEL ORE
1130-RB-002	430 LEVEL ORE NO. 1
1130-RB-003	430 LEVEL ORE NO. 2

LAST SAVE: 2011/11/24 - 3:35pm
PATH: P:\CAD\MAT\1150-45-02-0010.dwg

ISSUE REGISTER		ISSUE REGISTER		REVISION REGISTER		REVISION REGISTER		REVISION REGISTER		REFERENCE DRAWINGS NUMBER	
ISSUE No	REV.	DATE (Y/M/D)	PURPOSE OF ISSUE	TRANSMISSION LETTER No	ISSUE No	REV.	DATE (Y/M/D)	PURPOSE OF ISSUE	TRANSMISSION LETTER No	No	DESCRIPTION
-	00	2011/06/03	ISSUED FOR FEASIBILITY STUDY								
-	PB	2011/04/01	ISSUED FOR CLIENT REVIEW								
-	PA	2011/03/14	ISSUED FOR INTERNAL REVIEW								

PROFESSIONAL SEAL

SNC-LAVALIN
450, Rue Lévesque Blvd. West
Montréal (Québec) Canada H2Z 1Z3

amec

stornoway
canada inc.

CLIENT: **RENARD PROJECT**

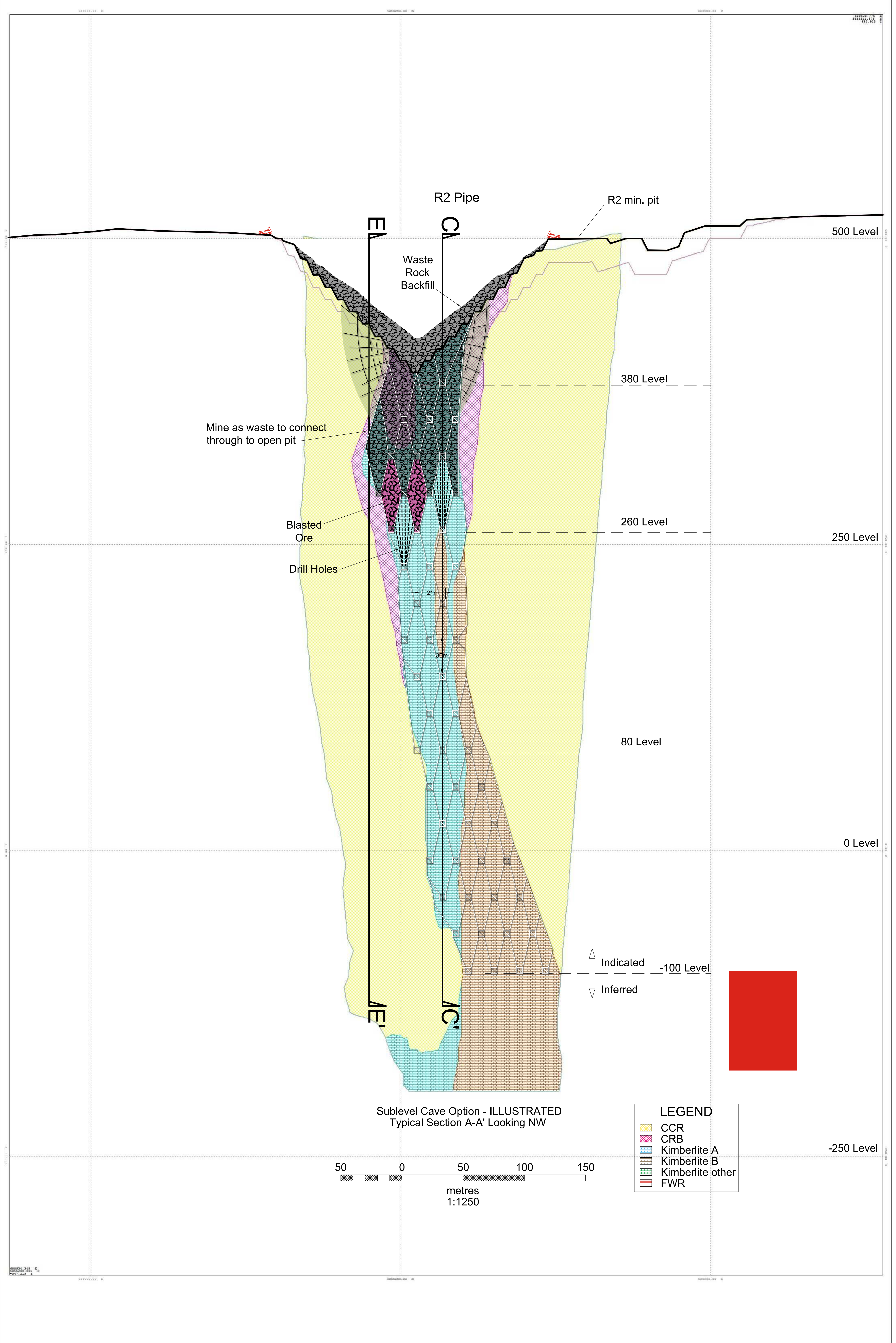
PROJECT: **RENARD PROJECT**

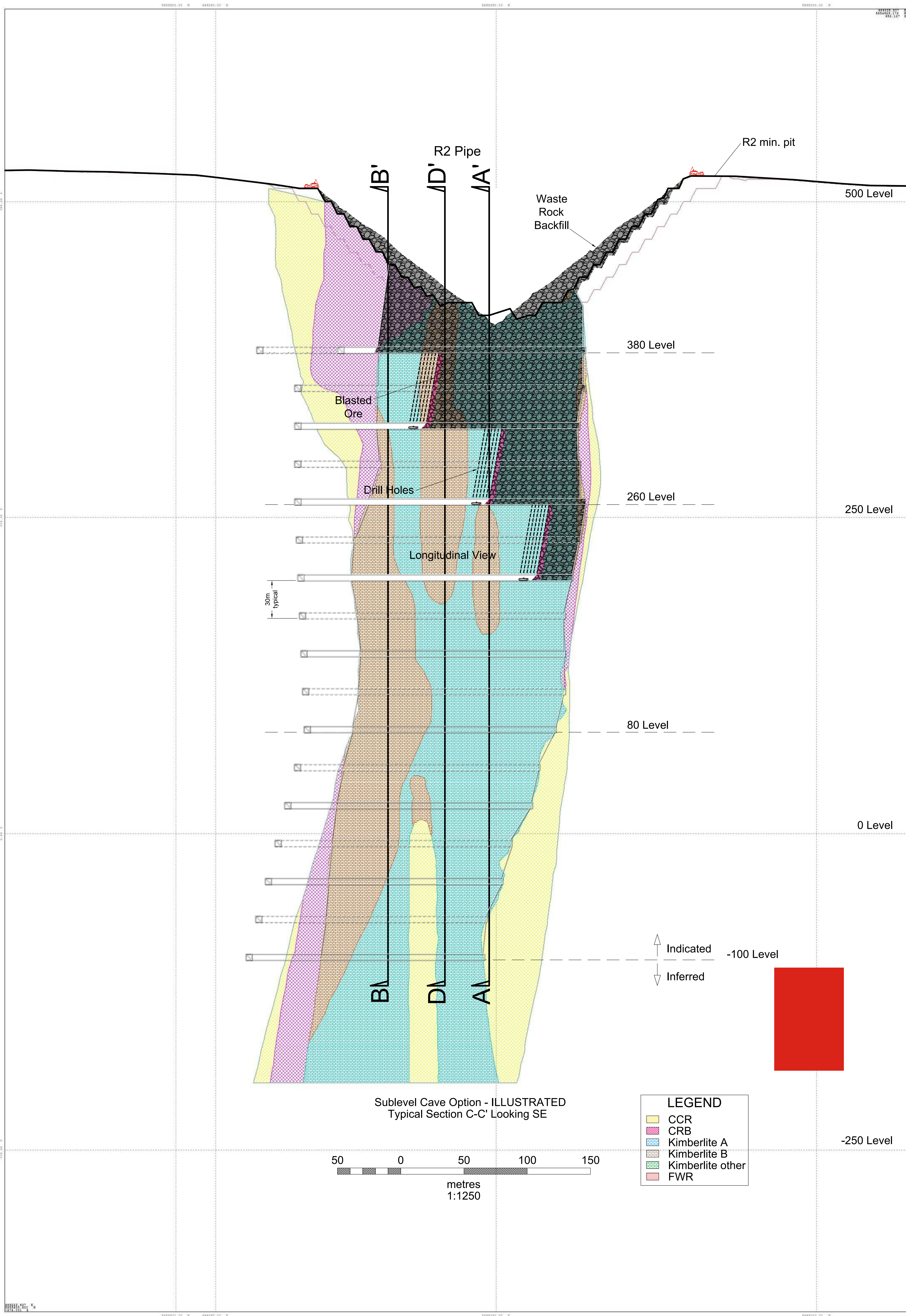
TITLE: **TYPICAL UNDERGROUND GRIZZLY ARRANGEMENT - PLAN**

PROJECT No	SUBDIVISION	SUBJECT	SERIAL	REV.
504421	1150	45 D2	0010	00

SCALE: 1:50

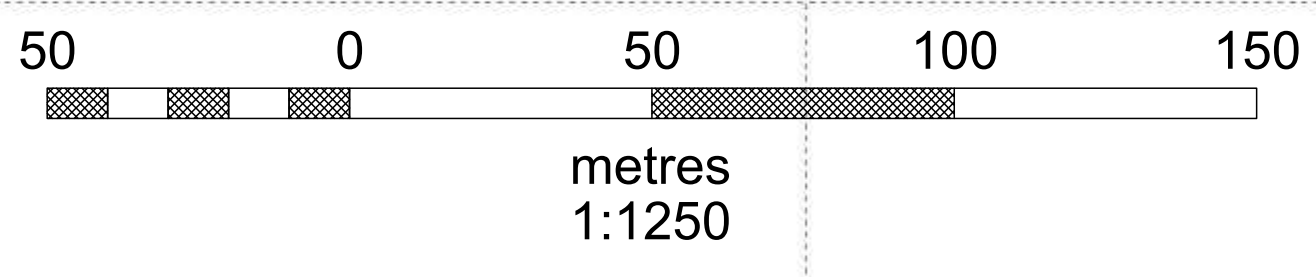
504421A1HEN - FRAME AT HORIZONTAL ENGLISH





Sublevel Cave Option - ILLUSTRATED
Typical Section C-C' Looking SE

LEGEND	
	CCR
	CRB
	Kimberlite A
	Kimberlite B
	Kimberlite other
	FWR

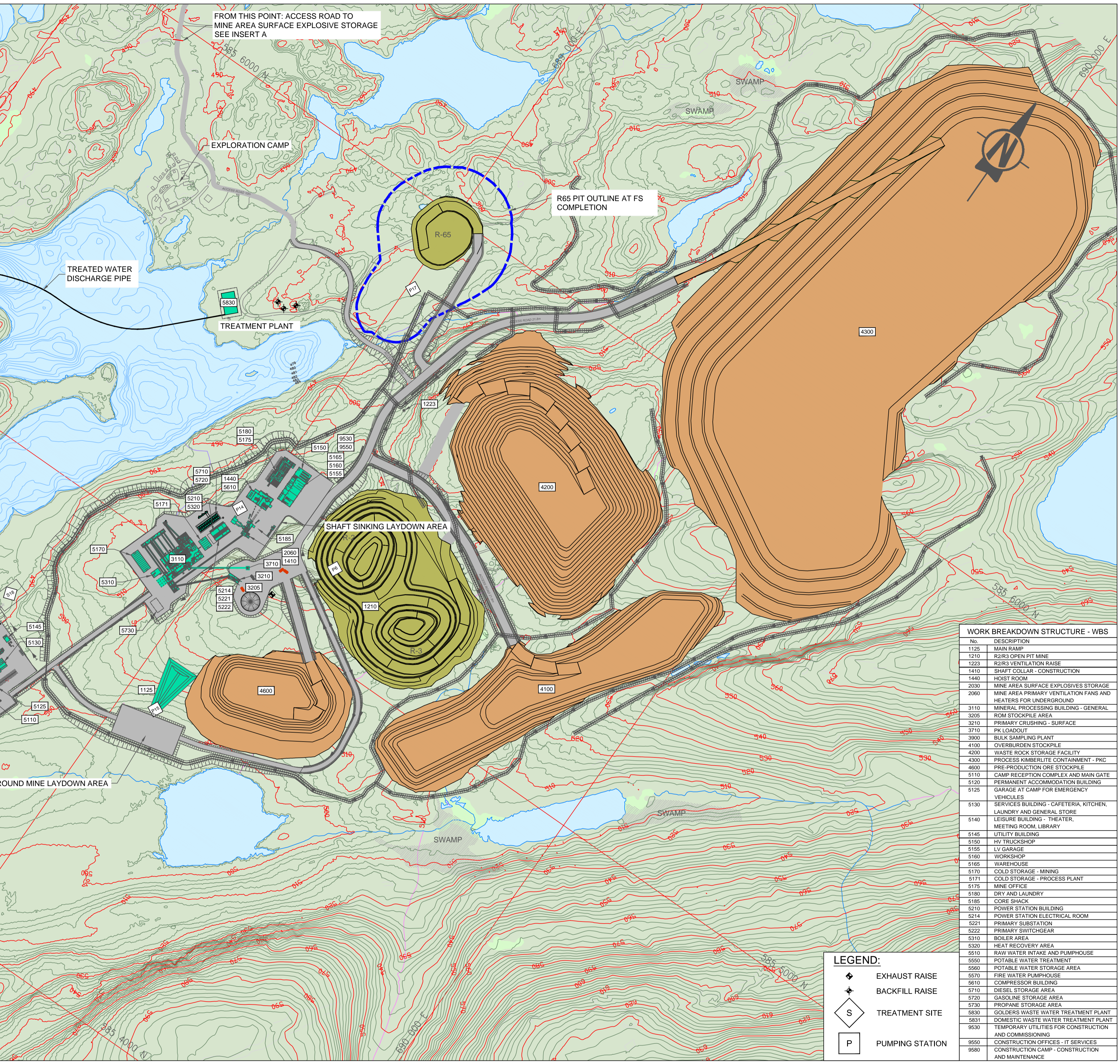
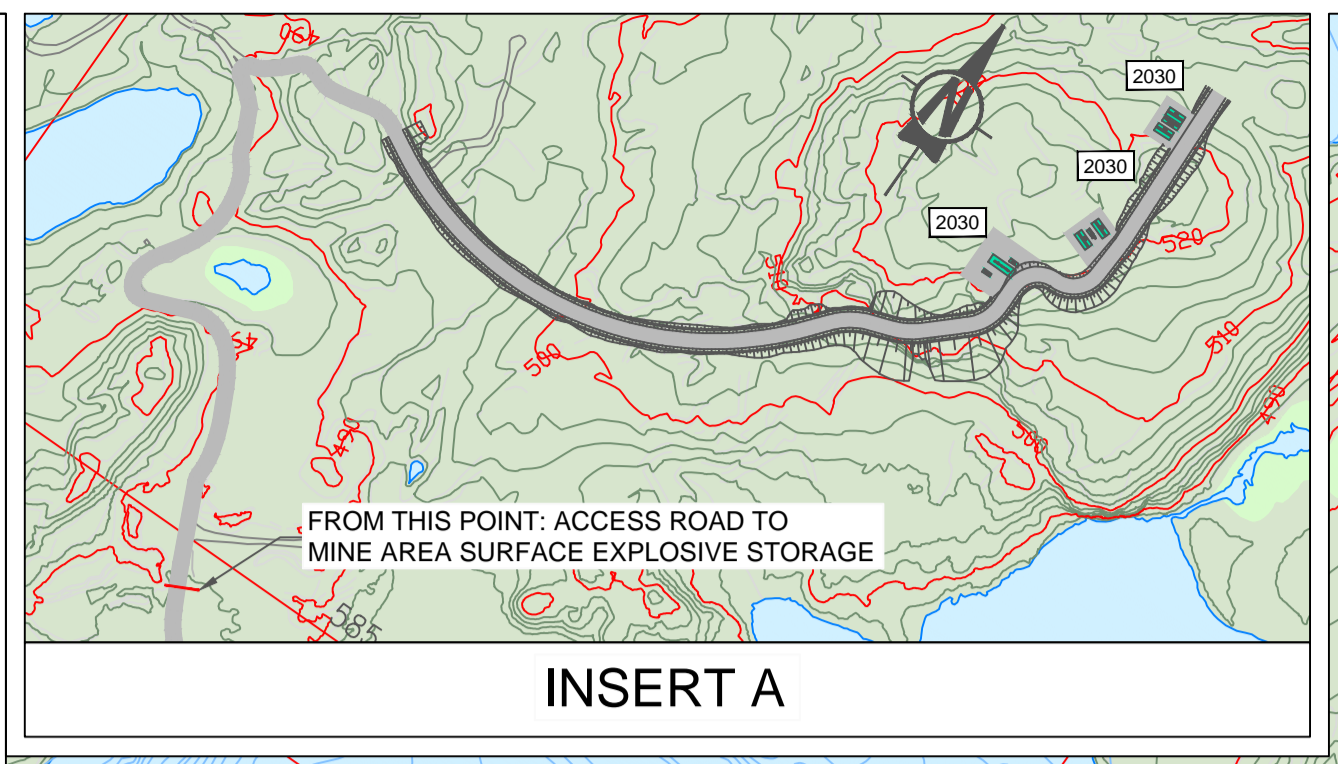
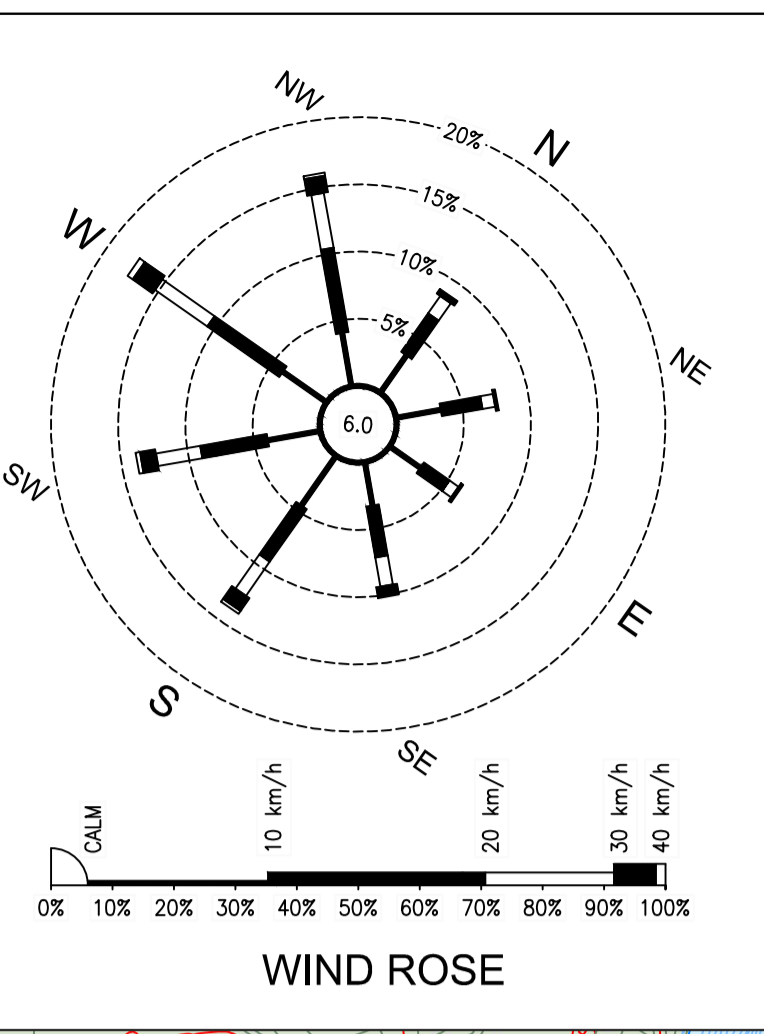


↑ Indicated
↓ Inferred



-250 Level

MINE SITE GENERAL LAYOUT PLANS



WORK BREAKDOWN STRUCTURE - WBS

No.	DESCRIPTION
1125	MAIN RAMP
1210	R2/R3 OPEN PIT MINE
1223	R2/R3 VENTILATION RAISE
1410	SHAFT COLLAR - CONSTRUCTION
1440	HOIST ROOM
2030	MINE AREA SURFACE EXPLOSIVES STORAGE
2060	MINE AREA PRIMARY VENTILATION FANS AND HEATERS FOR UNDERGROUND
3110	MINERAL PROCESSING BUILDING - GENERAL
3205	ROM STOCKPILE AREA
3210	PRIMARY CRUSHING - SURFACE
3710	PK LOADOUT
3900	BULK SAMPLING PLANT
4100	OVERBURDEN STOCKPILE
4200	WASTE ROCK STORAGE FACILITY
4300	PROCESS KIMBERLITE CONTAINMENT - PKC
4600	PRE-PRODUCTION ORE STOCKPILE
5110	CAMP RECEPTION COMPLEX AND MAIN GATE
5120	PERMANENT ACCOMMODATION BUILDING
5125	GARAGE AT CAMP FOR EMERGENCY VEHICLES
5130	SERVICES BUILDING - CAFETERIA, KITCHEN, LAUNDRY AND GENERAL STORE
5140	LEISURE BUILDING - THEATER, MEETING ROOM, LIBRARY
5145	UTILITY BUILDING
5150	HY TRUCKSHOP
5155	LV GARAGE
5160	WORKSHOP
5165	WAREHOUSE
5170	COLD STORAGE - MINING
5171	COLD STORAGE - PROCESS PLANT
5175	MINE OFFICE
5180	DRY AND LAUNDRY
5185	COKE SHACK
5210	POWER STATION BUILDING
5214	POWER STATION ELECTRICAL ROOM
5221	PRIMARY SUBSTATION
5222	PRIMARY SWITCHGEAR
5310	BOILER AREA
5320	HEAT RECOVERY AREA
5510	RAW WATER INTAKE AND PUMPHOUSE
5550	POTABLE WATER TREATMENT
5560	POTABLE WATER STORAGE AREA
5570	FIRE WATER PUMPHOUSE
5610	COMPRESSOR BUILDING
5710	DIESEL STORAGE AREA
5720	GASOLINE STORAGE AREA
5730	PROPANE STORAGE AREA
5830	GOLDERS WASTE WATER TREATMENT PLANT
5831	DOMESTIC WASTE WATER TREATMENT PLANT
9530	TEMPORARY UTILITIES FOR CONSTRUCTION AND COMMISSIONING
9550	CONSTRUCTION OFFICES - IT SERVICES
9580	CONSTRUCTION CAMP - CONSTRUCTION AND MAINTENANCE

LEGEND:

- ◆ EXHAUST RAISE
- ◆ BACKFILL RAISE
- ◆ TREATMENT SITE
- PUMPING STATION

ISSUE No	REV.	DATE (Y/M/D)	PURPOSE OF ISSUE	TRANSMISSION LETTER No	ISSUE No	REV.	DATE (Y/M/D)	PURPOSE OF ISSUE	TRANSMISSION LETTER No	No	REVISION DESCRIPTION	DATE (Y/M/D)	**	No	REVISION DESCRIPTION	DATE (Y/M/D)	**	No	REFERENCE DRAWINGS NUMBER
06	PF	2011/03/09	FOR UPDATE		12	05	2011/09/22	ISSUED FOR ESTIMATION PCN-016											
05	PE	2011/02/23	FOR UPDATE		11	04	2011/07/15	FOR STUDY											
04	PD	2011/02/07	FOR CLIENT REVIEW & COMMENT		10	03	2011/06/10	FOR STUDY											
03	PC	2011/01/21	FOR CLIENT REVIEW & COMMENT		09	02	2011/06/08	FOR STUDY											
14	07	2011-10-24	ISSUED FOR STUDY		08	01	2011/04/01	FOR UPDATE											
13	06	2011-09-30	ISSUED FOR STUDY		07	00	2011/03/17	FOR STUDY											

PROFESSIONAL SEAL

SNC-LAVALIN
455, René-Lévesque Blvd. West
Montréal (Québec) Canada H2Z 1Z3

améc

stornoway
CONSTRUCTION

CLIENT: RENARD PROJECT

PROJECT: OVERALL SITE PLAN

PREPARATION: G.B./M.C. (Signature)
APPROVAL: DISCIPLINE ENGINEER (Signature)
ENGINEERING MANAGER (Signature)
PROJECT MANAGER (Signature)

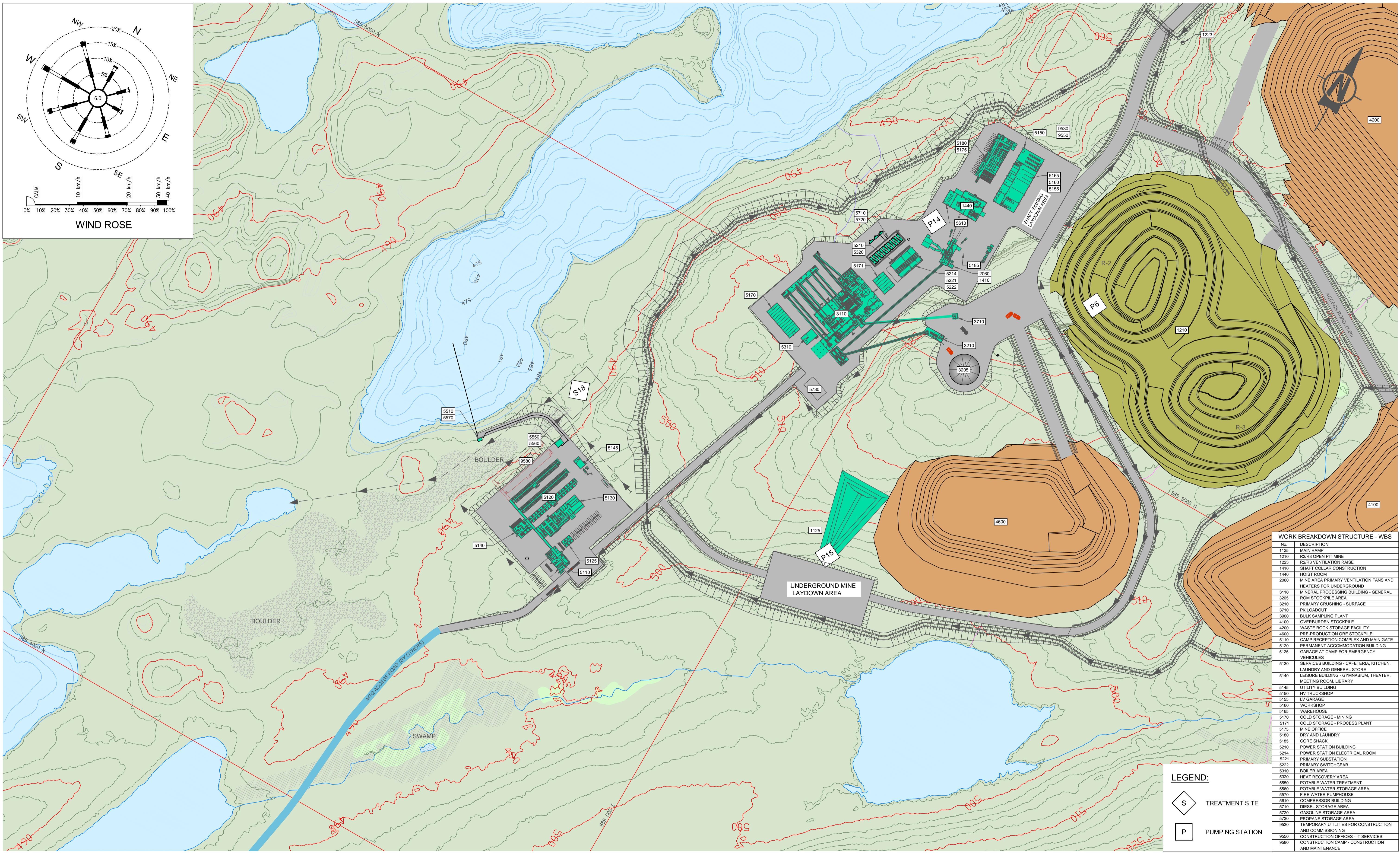
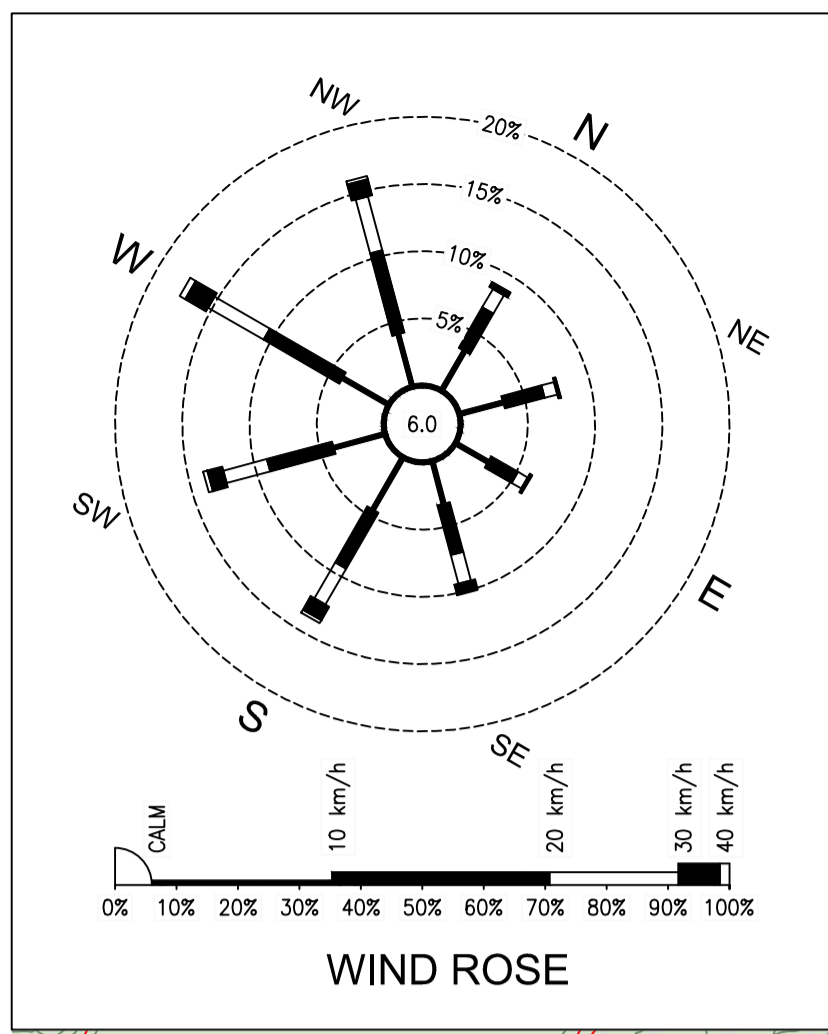
DATE: 2010/12/21

SCALE: 1:5000

PROJECT No	SUBMISSION	SUBJECT	SERIAL	REV.
504421	0000	41_01	0001	07

504421A1HEN - FRAME AT HORIZONTAL ENGLISH

LAST SAVE: 2011/12/19 - 1:28pm
PATH: R:\504421_41_01\504421-0000-41D1-0001-07.dwg



No.	DESCRIPTION
1125	MAIN RAMP
1210	R2/R3 OPEN PIT MINE
1223	R2/R3 VENTILATION RAISE
1440	SHAFT COLLAR CONSTRUCTION
1440	HOST ROOM
2050	MINE AREA PRIMARY VENTILATION FANS AND HEATERS FOR UNDERGROUND
3110	MINERAL PROCESSING BUILDING - GENERAL
3205	ROM STOCKPILE AREA
3210	PRIMARY CRUSHING - SURFACE
3710	PK LOADOUT
3900	BULK SAMPLING PLANT
4100	OVERBURDEN STOCKPILE
4200	WASTE ROCK STORAGE FACILITY
4600	PRE-PRODUCTION ORE STOCKPILE
5110	CAMP RECEPTION COMPLEX AND MAIN GATE
5120	PERMANENT ACCOMMODATION BUILDING
5125	GARAGE AT CAMP FOR EMERGENCY VEHICLES
5130	SERVICES BUILDING - CAFETERIA, KITCHEN, LAUNDRY AND GENERAL STORE
5140	LEISURE BUILDING - GYMNASIUM, THEATER, MEETING ROOM, LIBRARY
5145	UTILITY BUILDING
5150	HV TRUCKSHOP
5155	LV GARAGE
5160	WORKSHOP
5165	WAREHOUSE
5170	COLD STORAGE - MINING
5171	COLD STORAGE - PROCESS PLANT
5175	MINE OFFICE
5180	DRY AND LAUNDRY
5185	CORE SHACK
5210	POWER STATION BUILDING
5214	POWER STATION ELECTRICAL ROOM
5221	PRIMARY SUBSTATION
5222	PRIMARY SWITCHGEAR
5310	BOILER AREA
5320	HEAT RECOVERY AREA
5550	POTABLE WATER TREATMENT
5560	POTABLE WATER STORAGE AREA
5570	FIRE WATER PUMPHOUSE
5610	COMPRESSOR BUILDING
5710	DIESEL STORAGE AREA
5720	GASOLINE STORAGE AREA
5730	PROPANE STORAGE AREA
9530	TEMPORARY UTILITIES FOR CONSTRUCTION AND COMMISSIONING
9550	CONSTRUCTION OFFICES - IT SERVICES
9580	CONSTRUCTION CAMP - CONSTRUCTION AND MAINTENANCE

LEGEND:

TREATMENT SITE

PUMPING STATION

ISSUE No.	REV.	DATE (Y/M/D)	PURPOSE OF ISSUE	TRANSMISSION LETTER No.	ISSUE No.	REV.	DATE (Y/M/D)	PURPOSE OF ISSUE	TRANSMISSION LETTER No.	No.	REVISION DESCRIPTION	DATE (Y/M/D)	No.	REVISION DESCRIPTION	DATE (Y/M/D)	No.	REFERENCE DRAWINGS NUMBER
06	00	2011/03/17	FOR STUDY														
05	PE	2011/02/23	FOR UPDATE		11	05	2011-11-07	ISSUED FOR STUDY									
04	PD	2011/02/08	FOR CLIENT REVIEW & COMMENT		10	04	2011/07/15	FOR STUDY									
03	PC	2011/01/21	FOR CLIENT REVIEW & COMMENT		09	03	2011/06/10	FOR STUDY									
02	PB	2011/01/10	ISSUED FOR INTERNAL REVIEW		08	02	2011/06/08	FOR STUDY									
01	PA	2010/12/14	ISSUED FOR INTERNAL COORDINATION		07	01	2011/04/01	FOR UPDATE									

PROFESSIONAL SEAL

SNC-LAVALIN
455, René-Lévesque Blvd. West
Montreal (Québec) Canada H2Z 1Z3

améc

stornoway
INCORPORATED

CLIENT: **RENARD PROJECT**

PROJECT: **SITE LAYOUT - INFRASTRUCTURE**

DESIGNED: G.B./M.G. *M. Greene* DISCIPLINE ENGINEER

DRAWN: F. R./A.D. ENGINEERING MANAGER

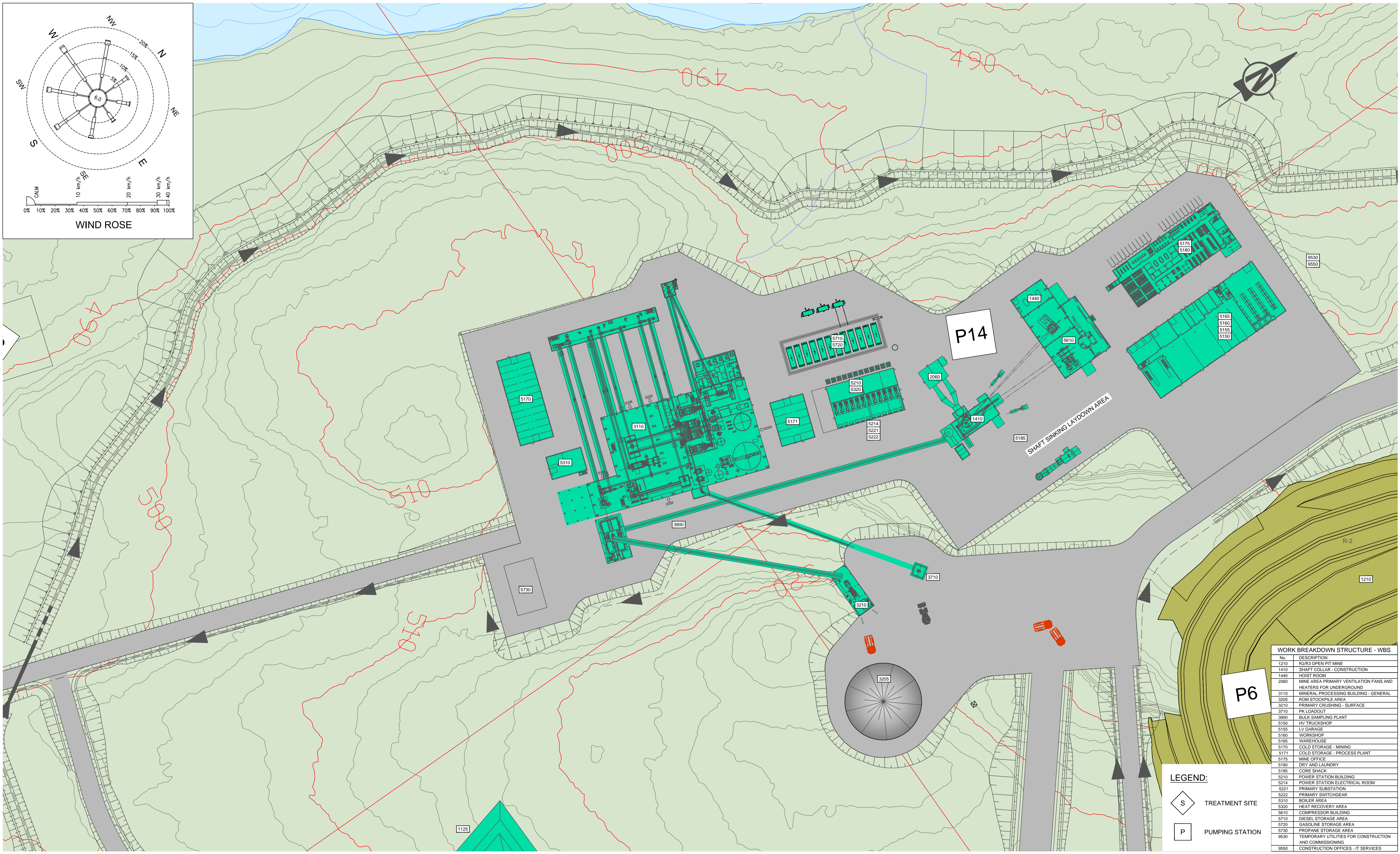
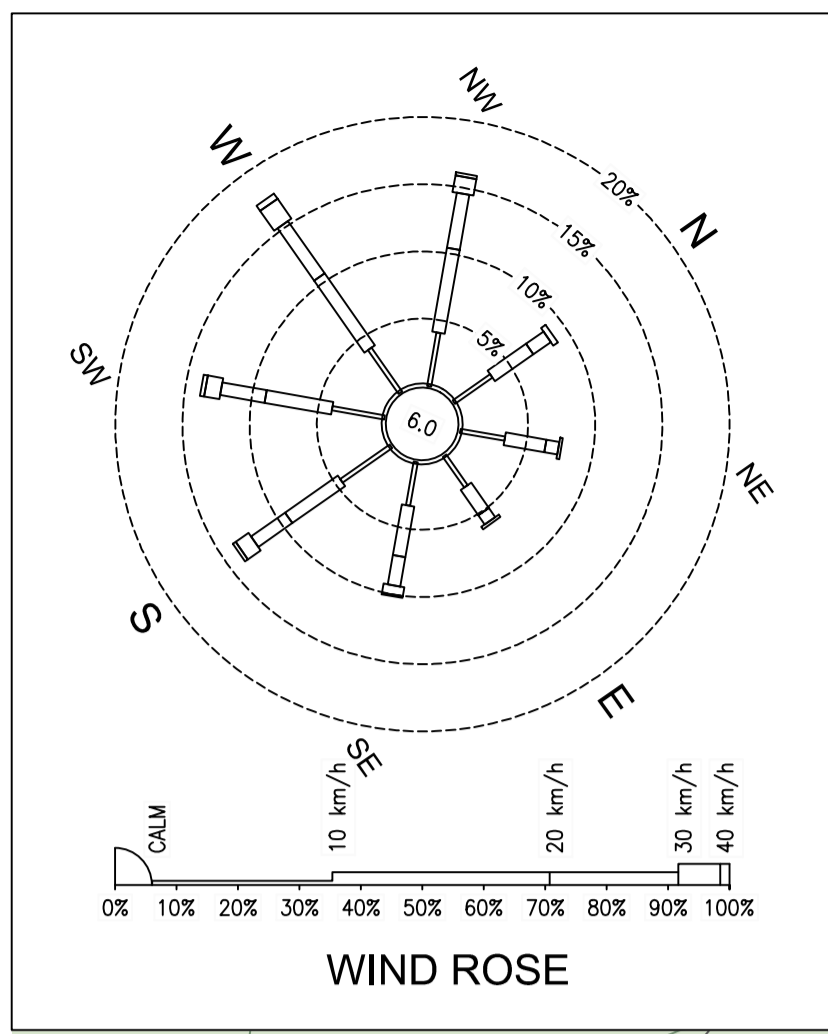
CHECKED: M.L. PROJECT MANAGER

DATE: 2010/12/14

SCALE: 1:2500

PROJECT No: 504421 SUBDIVISION: 0000 SUBJECT: 41 D1 SERIAL: 0002 REV.: 05

LAST SAVE: 2011/12/19 - 1:31pm
PATH: R:\504421_41_Civil\504421-0000-4101-0002-05.dwg



No.	DESCRIPTION
1210	R2/R3 OPEN PIT MINE
1410	SHAFT COLLAR - CONSTRUCTION
1440	HOST ROOM
2060	MINE AREA PRIMARY VENTILATION FANS AND HEATERS FOR UNDERGROUND
3110	MINERAL PROCESSING BUILDING - GENERAL
3205	ROM STOCKPILE AREA
3210	PRIMARY CRUSHING - SURFACE
3710	PK LOADOUT
3900	BULK SAMPLING PLANT
5150	HV TRUCKSHOP
5155	LY GARAGE
5160	WORKSHOP
5165	WAREHOUSE
5170	COLD STORAGE - MINING
5171	COLD STORAGE - PROCESS PLANT
5175	MINE OFFICE
5180	DRY AND LAUNDRY
5185	CORE SHACK
5210	POWER STATION BUILDING
5214	POWER STATION ELECTRICAL ROOM
5221	PRIMARY SUBSTATION
5222	PRIMARY SWITCHGEAR
5310	BOILER AREA
5320	HEAT RECOVERY AREA
5610	COMPRESSOR BUILDING
5710	DIESEL STORAGE AREA
5720	GASOLINE STORAGE AREA
5730	PROPANE STORAGE AREA
9530	TEMPORARY UTILITIES FOR CONSTRUCTION AND COMMISSIONING
9550	CONSTRUCTION OFFICES - IT SERVICES

LEGEND:

S TREATMENT SITE

P PUMPING STATION

ISSUE No	REV.	DATE (Y/M/D)	PURPOSE OF ISSUE	TRANSMISSION LETTER No	ISSUE No	REV.	DATE (Y/M/D)	PURPOSE OF ISSUE	TRANSMISSION LETTER No	No	REVISION DESCRIPTION	DATE (Y/M/D)	INITIALS: * DESIGNED ** APPROVED	No	REVISION DESCRIPTION	DATE (Y/M/D)	INITIALS: * DESIGNED ** APPROVED	No	REFERENCE DRAWINGS NUMBER
06	03	2011/06/10	FOR STUDY																
05	02	2011/06/08	FOR STUDY																
04	01	2011/04/01	FOR UPDATE																
03	00	2011/03/17	FOR STUDY																
02	PB	2011/02/23	FOR UPDATE		08	05	2011-11-07	ISSUED FOR STUDY											
01	PA	2011/02/08	FOR CLIENT REVIEW & COMMENT		07	04	2011/07/15	FOR STUDY											

PROFESSIONAL SEAL

SNC-LAVALIN
455, René-Lévesque Blvd. West
Montreal (Québec) Canada H2Z 1Z3

améc

PREPARATION APPROVAL
DESIGNED DISCIPLINE ENGINEER
G.B./M.G. M.Greene
DRAWN ENGINEERING MANAGER
F.R./A.D.
CHECKED PROJECT MANAGER
M.L.
DATE 2011/02/08
SCALE 1:1000

CLIENT

stornorway
CONCRETE INC.

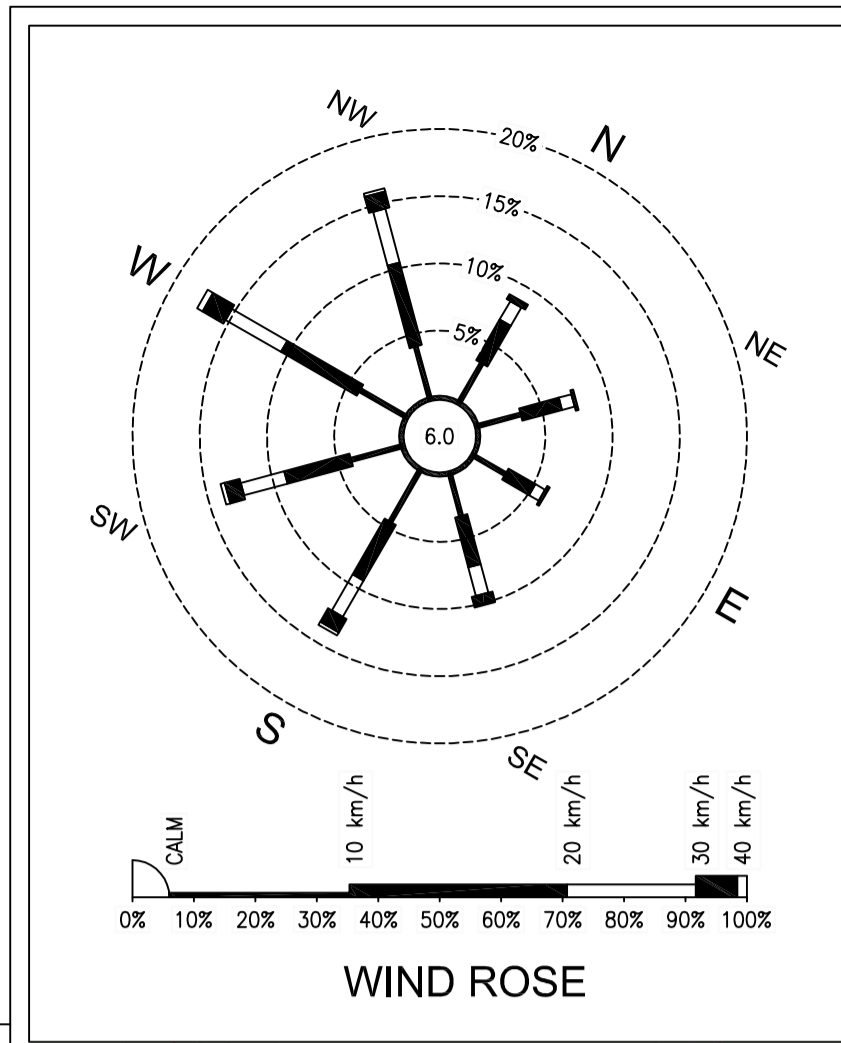
PROJECT **RENARD PROJECT**

TITLE **PLANT LAYOUT - INFRASTRUCTURE**

PROJECT No	SUBDIVISION	SUBJECT	SERIAL	REV.
504421	0000	41_D1	0003	05

504421A1HEN - FRAME AT HORIZONTAL ENGLISH

LAST SAVE: 2011/12/19 - 1:35pm
PATH: R:\504421_41_Con\504421-0000-4101-0003-05.dwg



ZONE 1 (construction)

ZONE 2 (mine)

WORK BREAKDOWN STRUCTURE - WBS	
No.	DESCRIPTION
1125	MAIN RAMP
1210	R2/R3 OPEN PIT MINE
1223	R2/R3 VENTILATION RAISE
1410	SHAFT COLLAR CONSTRUCTION
1440	HOIST ROOM
2060	MINE AREA PRIMARY VENTILATION FANS AND HEATERS FOR UNDERGROUND
3110	MINERAL PROCESSING BUILDING - GENERAL
3205	ROM STOCKPILE AREA
3210	PRIMARY CRUSHING - SURFACE
3710	PK LOADOUT
3900	BULK SAMPLING PLANT
4100	OVERBURDEN STOCKPILE
4200	WASTE ROCK STORAGE FACILITY
4600	PRE-PRODUCTION ORE STOCKPILE
5110	CAMP RECEPTION COMPLEX AND MAIN GATE
5120	PERMANENT ACCOMMODATION BUILDING
5125	GARAGE AT CAMP FOR EMERGENCY VEHICLES
5130	SERVICES BUILDING - CAFETERIA, KITCHEN, LAUNDRY AND GENERAL STORE
5140	LEISURE BUILDING - GYMNASIUM, THEATER, MEETING ROOM, LIBRARY
5145	UTILITY BUILDING
5150	HV TRUCKSHOP
5155	LV GARAGE
5160	WORKSHOP
5165	WAREHOUSE
5170	COLD STORAGE - MINING
5171	COLD STORAGE - PROCESS PLANT
5175	MINE OFFICE
5180	DRY AND LAUNDRY
5185	CORE SHACK
5210	POWER STATION BUILDING
5214	POWER STATION ELECTRICAL ROOM
5221	PRIMARY SUBSTATION
5222	PRIMARY SWITCHGEAR
5310	BOILER AREA
5320	HEAT RECOVERY AREA
5550	POTABLE WATER TREATMENT
5560	POTABLE WATER STORAGE AREA
5570	FIRE WATER PUMPHOUSE
5610	COMPRESSOR BUILDING
5710	DIESEL STORAGE AREA
5720	GASOLINE STORAGE AREA
5730	PROPANE STORAGE AREA
9530	TEMPORARY UTILITIES FOR CONSTRUCTION AND COMMISSIONING
9550	CONSTRUCTION OFFICES - IT SERVICES
9580	CONSTRUCTION CAMP - CONSTRUCTION AND MAINTENANCE

LEGEND:

1	DORMITORY AREA
2	FIELD OFFICES
3	LAY-DOWN AREA
4	LAY-DOWN AREA

ISSUE No.	REV.	DATE (Y/M/D)	PURPOSE OF ISSUE	TRANSMISSION LETTER No.	ISSUE No.	REV.	DATE (Y/M/D)	PURPOSE OF ISSUE	TRANSMISSION LETTER No.	No.	REVISION DESCRIPTION	DATE (Y/M/D)	No.	REVISION DESCRIPTION	DATE (Y/M/D)	No.	REFERENCE DRAWINGS NUMBER
03	00	2011-10-26	ISSUED FOR STUDY														
02	PB	2011-10-24	ISSUED FOR CLIENT REVIEW														
01	PA	2011-10-04	ISSUED FOR INTERNAL COORDINATION														

PROFESSIONAL SEAL

SNC-LAVALIN
465, René-Lévesque Blvd. West
Montréal (Québec) Canada H2Z 1Z3

améc

stornoway
Inc. (Canada) Inc.

CLIENT: **RENARD PROJECT**

PROJECT: **SITE LAYOUT - CONSTRUCTION**

PREPARATION: G.B./M.G. *M. Greene*

APPROVAL: DISCIPLINE ENGINEER

DRAWN: A.D.

ENGINEERING MANAGER

CHECKED: M.L.

PROJECT MANAGER

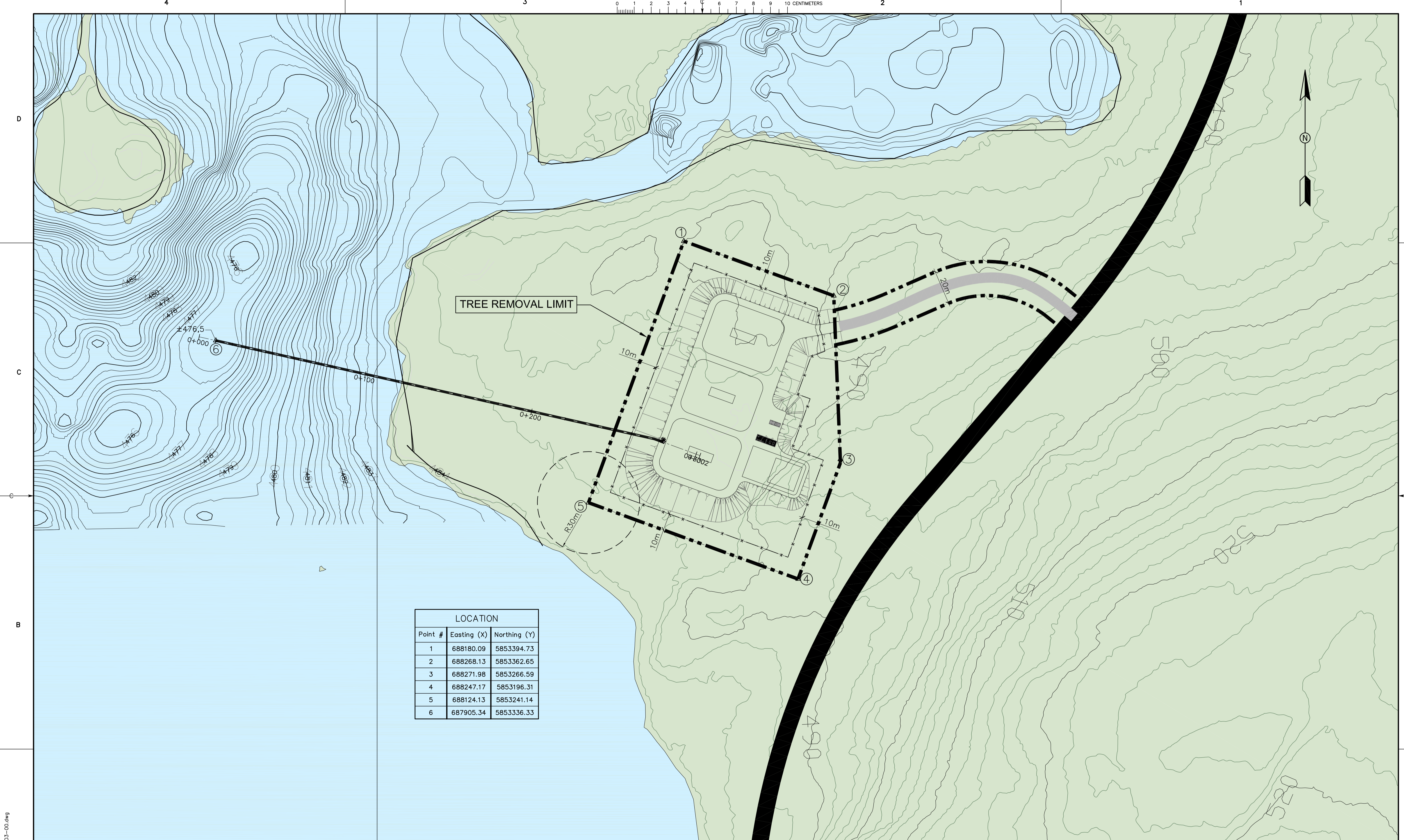
DATE: 2011-10-04

CLIENT

SCALE: 1:2500

PROJECT No: 504421 | SUBDIVISION: 0000 | SUBJECT: 41 | D1 | SERIAL: 0004 | REV: 00

LAST SAVE: 2011/10/26 - 9:59am
PATH: R:\504421\1_L\504421-0000-4101-0004-00.dwg



TREE REMOVAL LIMIT

LOCATION		
Point #	Easting (X)	Northing (Y)
1	688180.09	5853394.73
2	688268.13	5853362.65
3	688271.98	5853266.59
4	688247.17	5853196.31
5	688124.13	5853241.14
6	687905.34	5853336.33

ISSUE No	REV.	DATE (Y/M/D)	PURPOSE OF ISSUE	TRANSMISSION LETTER No	ISSUE No	REV.	DATE (Y/M/D)	PURPOSE OF ISSUE	TRANSMISSION LETTER No	No	REVISION DESCRIPTION	DATE (Y/M/D)	INITIALS: * DESIGNED ** APPROVED	No	REVISION DESCRIPTION	DATE (Y/M/D)	INITIALS: * DESIGNED ** APPROVED	No	REFERENCE DRAWINGS NUMBER
3	00	2011-07-26	ISSUED FOR STUDY																
2	PB	2011-05-02	ISSUED FOR CLIENT REVIEW																
1	PA	2010-04-12	ISSUED FOR INTERNAL REVIEW																

PROFESSIONAL SEAL

SNC-LAVALIN
 455, René-Lévesque Blvd. West
 Montréal (Québec) Canada H2Z 1Z3

DESIGNED: M. GREGOIRE
 DRAWN: A. DORION
 CHECKED: M. GREGOIRE
 DATE: 2011-03-30

SCALE: 1:1000

amec

APPROVAL: DISCIPLINE ENGINEER
 ENGINEERING MANAGER
 PROJECT MANAGER
 CLIENT

CLIENT: **stornoway** (canada) inc.

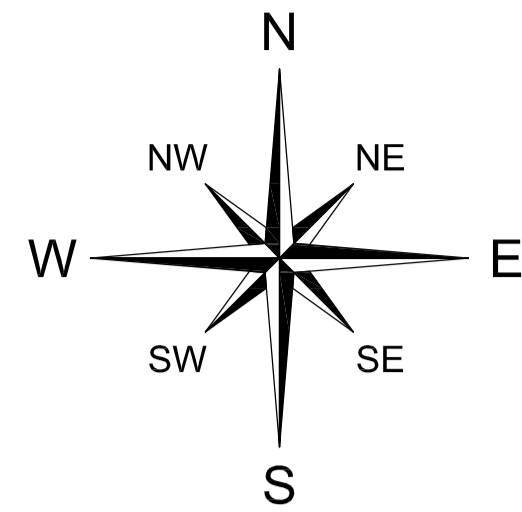
PROJECT: **RENARD PROJECT**

TITLE: **TREE CLEARING, STUMP REMOVAL AND SITE CLEARING AT WASTEWATER TREATMENT SITE**

PROJECT No	SUBDIVISION	SUBJECT	SERIAL	REV.
504421	0010	41 D2	0003	00

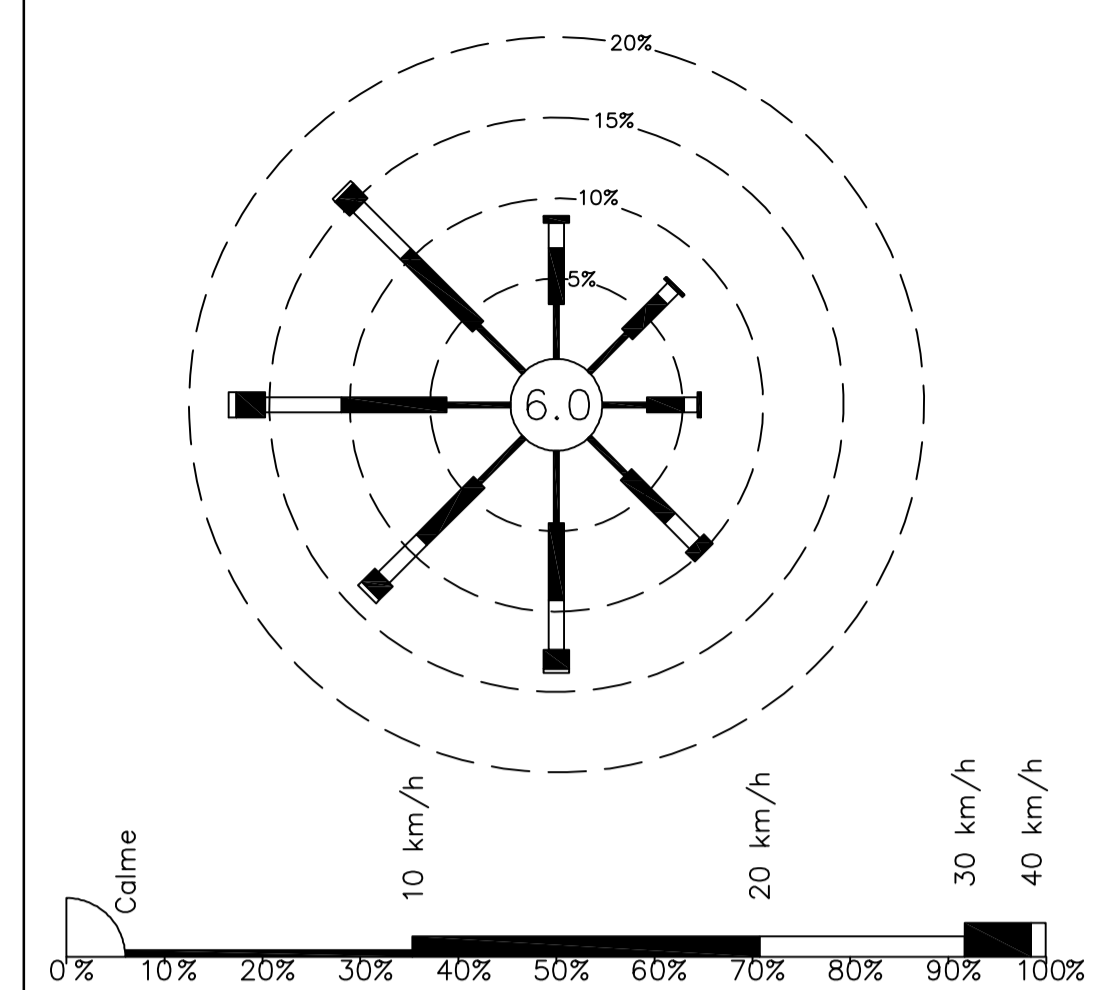
504421ATHEN - FRAME A1 HORIZONTAL ENGLISH

LAST SAVE: 2011/07/26 - 2:45pm
 PATH: R:\504421\41_Civil\504421-0010-41D2-0003-00.dwg



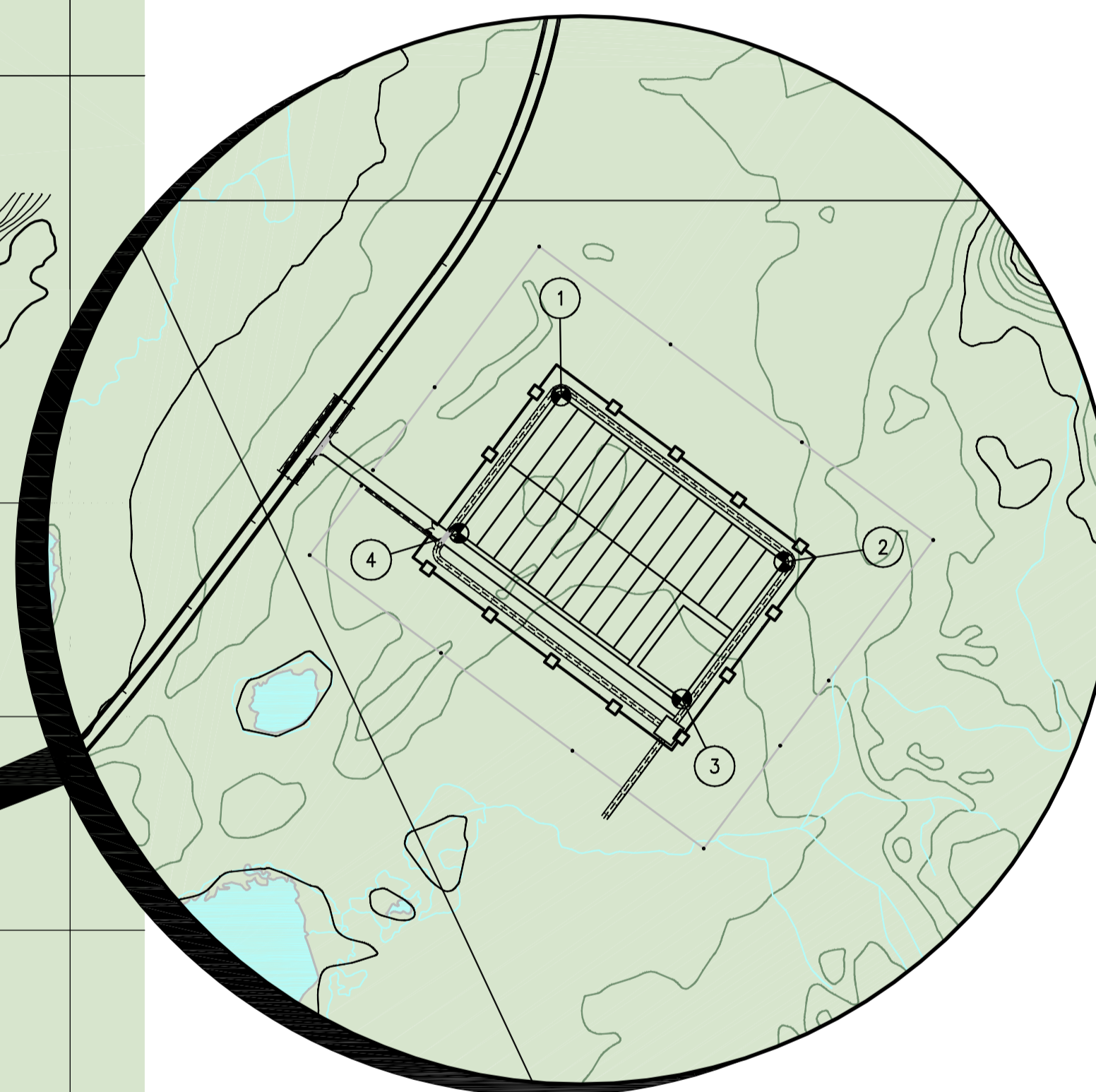
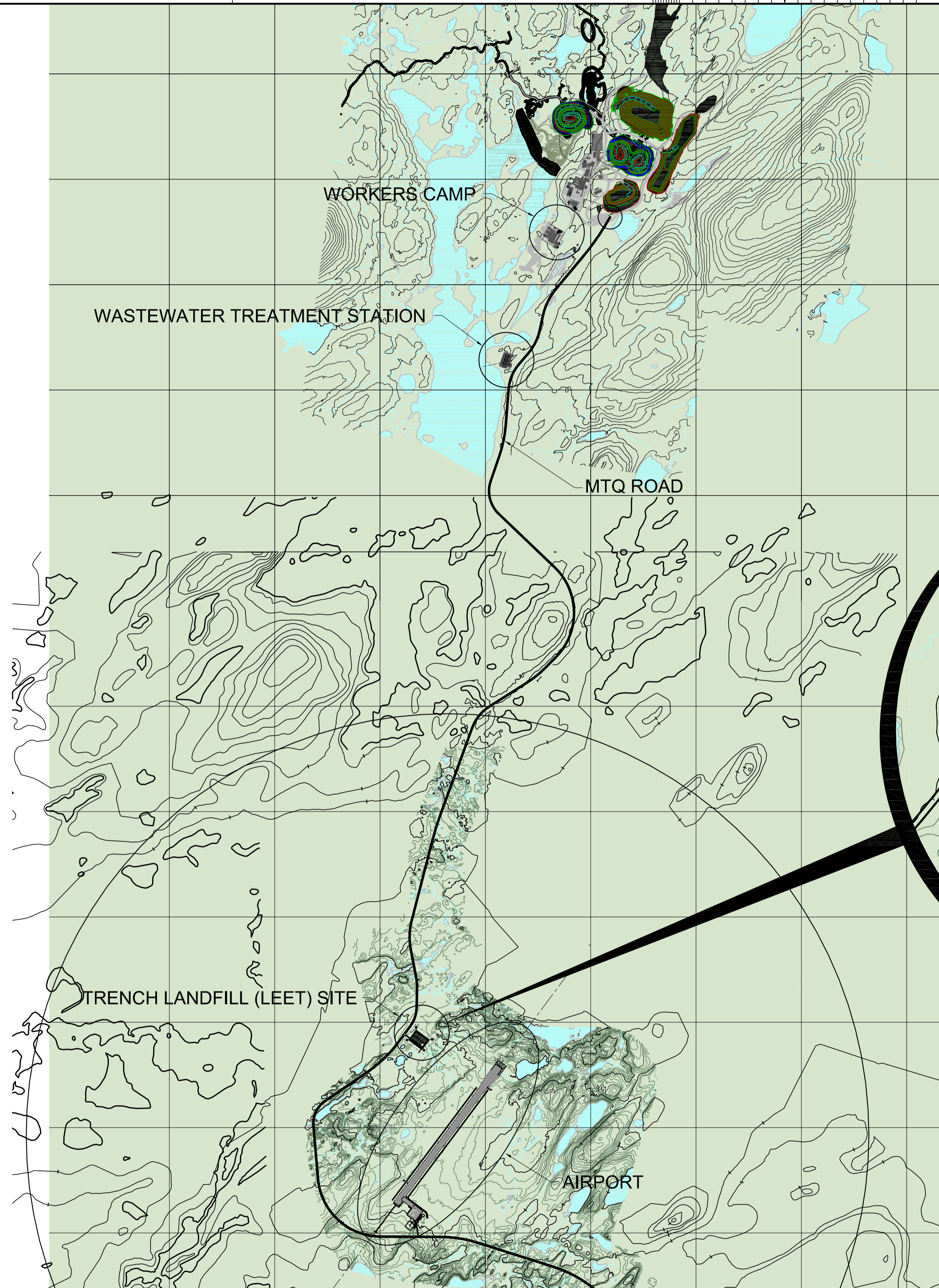
Compass Rose

Nitchequon
ANNUAL 1953-1985



Environnement Canada
Région du Québec

Environnement Canada
Quebec region



TRENCH LANDFILL (LEET) SETTING OUT
1:2500

SETTING OUT TRENCH LANDFILL (LEET)

POINTS	COORDONATES X, Y
①	X = 687345.505 Y = 5846908.560
②	X = 687449.790 Y = 5846830.941
③	X = 687402.025 Y = 5846766.766
④	X = 687297.740 Y = 5846844.38

LAST SAVE: 2011/05/02 - 3:21pm
 PATH: \\cscque1\giproduct\design\504421\41_civil\504421-5850-41D1-0001_00.dwg

ISSUE No	REV.	DATE (Y/M/D)	PURPOSE OF ISSUE	TRANSMISSION LETTER No	ISSUE No	REV.	DATE (Y/M/D)	PURPOSE OF ISSUE	TRANSMISSION LETTER No	REVISION DESCRIPTION	DATE (Y/M/D)	INITIALS: * DESIGNED ** APPROVED	REVISION DESCRIPTION	DATE (Y/M/D)	INITIALS: * DESIGNED ** APPROVED	REFERENCE DRAWINGS NUMBER
3	00	2011-05-02	ISSUED FOR CLIENT REVIEW													504421-5850-41D1-0002
2	PB	2011-04-13	ISSUED FOR CLIENT REVIEW													
1	PA	2011-02-23	FOR INTERNAL REVIEW													

PROFESSIONAL SEAL

SNC-LAVALIN
465, René-Lévesque Blvd. West
Montréal (Québec) Canada H2Z 1Z3

PREPARATION
DESIGNED C. BOUDAA
DRAWN A. VIENNEAU
CHECKED M. GREGOIRE
DATE 2011-02-21
SCALE 1:25000

amec

APPROVAL
DISCIPLINE ENGINEER
ENGINEERING MANAGER
PROJECT MANAGER
CLIENT

CLIENT
stornoway (Canada) Inc.

PROJECT
RENARD PROJECT

TITLE
TRENCH LANDFILL (LEET) LOCATION

PROJECT No	SUBDIVISION	SUBJECT	SERIAL	REV.
504421	5850	41 D1	0001	00

504421ATHEN - FRAME A1 HORIZONTAL ENGLISH